



MONTHLY REPORT

JULY 2023


PATTY BRENNAN

COOKE COUNTY TREASURER


FINANCIAL REPORTS

August 14, 2023

In accordance with Local Government Code 114.026, this affidavit states the current cash and reports in the custody of the county treasurer as of the date of July 31, 2023.




John O. Roane,
Cooke County Judge



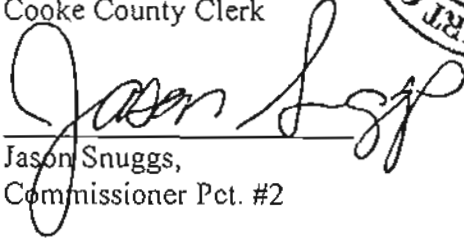
Gary Hollowell,
Commissioner Pct. #1



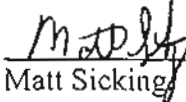
Adam Arendt,
Commission Pct. #3



Pam Harrison,
Cooke County Clerk



Jason Snuggs,
Commissioner Pct. #2



Matt Sicking,
Commissioner Pct. #4



AFFIDAVIT

STATE OF TEXAS

COUNTY OF COOKE


The members of the Commissioners' Court of Cooke County, Texas, state as follows:


The requirement of Subsection (C) of the Texas Local Government Code, §114.026 have been met for the term of July 2023. The amount of cash and other assets in the custody of the County Treasurer at the time of examination are:


Cash (includes on hand, money market accounts, and short-term investments) \$ 39,151,250.90


Other Assets (long term investments) \$ 0.00.

Sworn to and subscribed this 28th day of August 2023.


John O. Roane, Cooke County Judge


Gary Hollowell, Commissioner, Pct 1


Jason Snuggs, Commissioner, Pct 2


Adam Arendt, Commissioner, Pct 3


Matt Sicking, Commissioner, Pct 4

ATTEST:


Pam Harrison, County Clerk



Security Description	Rate	Maturity Date	Original Face	Market Price	Haircut Required	CUSIP
Pledge collateral As of 08/01/23						
FEDERAL FARM CR BKS		09/10/2035	2,640,000.00	71.440251	110.0000	3133EL6C3
CONS BD 1.73%35	1.730000	09/10/2020	2,640,000.00	1,886,022.63		
FEDERAL FARM CR BKS		05/14/2035	10,000,000.00	73.673097	110.0000	3133ELZB3
CONS BD 1.95%35	1.950000	05/14/2020	10,000,000.00	7,367,309.70		
FHLMC UMBS	30Y FIXED	02/01/2051	2,614,672.00	77.011216	110.0000	3133KLAL1
1.500 20510201	1.500000	01/01/2021	2,358,088.20	1,815,992.40		
FNMA MEGA	ADJ SINGLE	09/01/2039	5,000,000.00	101.351641	110.0000	3138ESAM0
2.560 20390901	5.156000	02/01/2017	951,946.65	964,813.55		
FNMA UMBS	INT 15 YEAR	03/01/2036	5,775,000.00	89.176683	110.0000	3140QHPU3
2.000 20360301	2.000000	03/01/2021	4,074,705.90	3,633,687.56		
Totals			Original Face/Par 26,029,672.00			
			Current Face 20,024,740.75	15,667,825.84	Market Value	

Deposit Information	Current Balance 07/31/2023	FDIC Insurance	Other Balance	Net Deposit	Minimum Coll. Required	Variance
	9,405,474.74	265,006.47	.00	9,140,468.27	10,054,515.10	155.83%



PAGE 1 07/31/23 19:18:33
HOLDINGS BAPN032N
CC3 PROD

FEDERAL RESERVE BANK PLEDGEE

DISTRB PT J1
AS OF CLOSE OF BUSINESS 07-31-2023

PLEDGEE: COOKE COUNTY
100 S. DIXON
RM. 106

J7BM INSTITUTION ID: #J78M

GAINESVILLE TX 76240

HOLDER : 082900432 - SIMMONS PB AR

RESP FRB:H2

ACCOUNT: J7BM - *COOKE COUNTY

CUSIP #

BVF

PAR

BALANCE

BOOK VALUE

3133ELZB3	1.95	FCOR 21-35 AN	05-14-35	1.0000000000
10,000,000.00		10,000,000.00		
3133EL6C3	1.73	FCOR 21-35 AX	09-10-35	1.0000000000
2,640,000.00		2,640,000.00		
3133KLAL1	FEPC 01.500	CLRA4511	02-01-51	0.9018676900
2,614,672.00		2,358,088.20		
3138ESAM0	FNAR XX.XXX	WSAL9911	09-01-39	0.1903893300
5,000,000.00		951,946.65		
3140QHPU3	FNMS 02.000	CICA9434	03-01-36	0.7055767800
5,775,000.00		4,074,705.90		
				SUBTOTAL:
26,029,672.00		20,024,740.75		
				GRAND TOTAL:
26,029,672.00		20,024,740.75		

TOTALS

PRIOR MONTH ENDING BANK STATEMENT BALANCE \$4,848,975.26 154
 CLEARED DEPOSITS \$2,291,693.27 6
 CLEARED ADDITIONS \$112,797.02 444
 CLEARED CHECKS \$2,919,609.58- 7
 CLEARED DEDUCTIONS \$153,173.00-

CURRENT MONTH ENDING BANK STATEMENT BALANCE \$4,180,682.97

CURRENT MONTH ENDING BANK STATEMENT BALANCE \$4,180,682.97 3
 OUTSTANDING DEPOSITS \$2,687.70
 OUTSTANDING ADDITIONS \$.00
 OUTSTANDING CHECKS \$809,975.93- 759
 OUTSTANDING DEDUCTIONS \$.00

RECONCILED BOOK BALANCE \$3,373,394.74

ENDING STATEMENT DATE 07/31/2023 CLERK: PB

C.D. INVESTMENTS

SIMMONS BANK

July 2023

<u>C.D.#</u>	<u>PURCHASE DATE</u>	<u>AMOUNT</u>	<u>MAT. DATE</u>
Library Liddell 2363	Jan 25, 2023	7,500.00	Jan 25, 2025
Library Liddell 2389	Jan 25, 2023	7,500.00	Jan 25, 2025
Library Rosenstein 5099	Dec 12, 2020	11,000.00	Dec 12, 2023
Library Rosenstein 8294	Mar 16, 2021	8,000.00	Mar 24, 2024

INT. EARNED MONTHLY:

2-Liddell CD's @ 2.25%
Rosenstein #5099 CD @ 1.00%
Rosenstein #8294 CD @ .60%

Interest is deposited into the Treasurer's Fund. The 4 Library's CDs' interest is deposited quarterly.

THE FIRST STATE BANK

<u>C.D.#</u>	<u>PURCHASE DATE</u>	<u>AMOUNT</u>	<u>MAT. DATE</u>
GEN/7619049	Dec 17, 2022	250,000.00	March 17, 2024

INT. EARNED MONTHLY:

Gen CD @ 4.00

Interest accrues monthly and is deposited monthly with depository bank into the Treasurer's Fund

Activity Type Date Receipt	Description Rate Security	Maturity	SK Receipt(s)	Par/Shares Original Face Withholding	Interest/Dividend Net Amount	Principal
Settled/Cleared Activity						
INTEREST						
	WELLS FARGO BANK NATL ASSN			.00	.00	.00
07/03/2023	4.80	05/02/2025		.00	982.36	982.36
409007515	949764BP8			.00	982.36	
	FIRST TECHNOLOGY FEDERAL CREDI			.00	.00	.00
07/12/2023	4.90	05/12/2025		.00	1,002.82	1,002.82
409007512	33715LFE5			.00	1,002.82	
	FARMER MAC			.00	.00	.00
07/25/2023	.79	01/25/2024		.00	4,048.75	4,048.75
409007516	31422XSMS			.00	4,048.75	
Total	INTEREST			.00	6,033.93	6,033.93

Upcoming Activity						
INTEREST						
	WELLS FARGO BANK NATL ASSN			.00	.00	.00
08/02/2023	4.80	05/02/2025		.00	1,015.10	1,015.10
409007515	949764BP8			.00	1,015.10	
	FIRST TECHNOLOGY FEDERAL CREDI			.00	.00	.00
08/14/2023	4.90	05/12/2025		.00	1,036.25	1,036.25
409007512	33715LFE5			.00	1,036.25	
Total	INTEREST			.00	2,051.35	2,051.35

PNC and PNC Bank are registered marks of The PNC Financial Services Group, Inc. (PNC).
PNC makes no representations as to the accuracy or completeness of the information herein.



Security Receipt	Trade Date	Cost Basis	Par/Shares Original Face	Description Rate, Maturity	Principal Cost Market Value	Date Priced
14042RQX2	04/27/2022	100.000000	246,000.00	CAPITAL ONE NA CD	246,000.00	07/31/2023
409001972	05/05/2022		.00	SET-UP	240,920.87	
				2.65, 05/06/2024		
14042FTT9	04/27/2022	100.000000	246,000.00	CAPITAL ONE BANK USA NA CD	246,000.00	07/31/2023
409001971	05/05/2022		.00	SET-UP	240,920.87	
				2.65, 05/06/2024		
3134GXCA0	11/30/2021	99.645700	1,000,000.00	FEDERAL HOME LN MTG CORP	996,457.00	07/31/2023
408000957	12/02/2021		.00	.32, 11/24/2023	983,710.22	
31422XSMS	05/01/2023	97.156700	1,025,000.00	FARMER MAC	995,856.18	07/31/2023
409007516	05/01/2023		.00	.79, 01/25/2024	1,001,410.09	
33715LFE5	04/26/2023	100.000000	249,000.00	FIRST TECHNOLOGY FEDERAL CREDI	249,000.00	07/31/2023
409007512	05/12/2023		.00	4.90, 05/12/2025	246,795.07	
61690U5F3	04/26/2023	100.000000	244,000.00	MORGAN STANLEY BK N A	244,000.00	07/31/2023
409007513	05/03/2023		.00	4.80, 05/05/2025	241,443.88	
61768ESV6	04/26/2023	100.000000	244,000.00	MORGAN STANLEY PRIVATE BK NATL	244,000.00	07/31/2023
409007514	05/03/2023		.00	4.80, 05/05/2025	241,443.88	
91282CDA6	03/16/2022	97.885500	2,000,000.00	UNITED STATES TREAS NTS	1,957,710.00	07/31/2023
409001431	03/18/2022		.00	.25, 09/30/2023	1,983,046.88	
949764BP8	04/26/2023	100.000000	249,000.00	WELLS FARGO BANK NATL ASSN	249,000.00	07/31/2023
409007515	05/02/2023		.00	4.80, 05/02/2025	246,400.85	
Total USD Par			5,503,000.00	Total USD Cost	5,428,023.18	
Total USD Original Face			5,503,000.00	Total USD Market Value	5,428,092.61	

PNC and PNC Bank are registered marks of The PNC Financial Services Group, Inc. (PNC).
PNC makes no representations as to the accuracy or completeness of the information herein.



INVESTMENTS-TEX STAR
PATTY BRENNAN, COOKE COUNTY TREASURER
JULY 2023

ACCT NAME	BALANCE FORWARD	DEPOSITS	WITH-DRAWALS	CURRENT INTEREST	ENDING BALANCE
GENERAL	\$ 4,731,044.21	\$ -	\$ -	\$ 20,545.56	\$ 4,751,589.77
R & B -1	\$ 654,191.88	\$ -	\$ -	\$ 2,841.09	\$ 657,032.97
R & B -2	\$ 287,355.76	\$ -	\$ -	\$ 1,247.96	\$ 288,603.72
R & B -3	\$ 430,508.67	\$ -	\$ -	\$ 1,869.66	\$ 432,378.33
R & B -4	\$ 728,073.97	\$ -	\$ -	\$ 3,161.95	\$ 731,235.92
FM & L	\$ 275,351.84	\$ -	\$ -	\$ 1,195.82	\$ 276,547.66
ADULT PROBATION	\$ 160,225.16	\$ -	\$ -	\$ 695.84	\$ 160,921.00
PERM IMP	\$ 826,389.13	\$ -	\$ -	\$ 3,588.94	\$ 829,978.07
CC LIBRARY	\$ 25,829.84	\$ -	\$ 8,000.00	\$ 84.12	\$ 17,913.96
TJPC	\$ -	\$ 25,000.00	\$ -	\$ 28.64	\$ 25,028.64
COURTHOUSE SECURITY	\$ 102,068.07	\$ -	\$ -	\$ 443.26	\$ 102,511.33
ARCHIVE FEES	\$ 69,367.02	\$ -	\$ -	\$ 301.26	\$ 69,668.28
2012 GO REFUNDING	\$ 104,273.90	\$ -	\$ -	\$ 452.85	\$ 104,726.75
JAIL COMMISSARY	\$ 51,411.77	\$ -	\$ -	\$ 223.25	\$ 51,635.02
HOTEL/MOTEL TAX	\$ 195,204.92	\$ -	\$ -	\$ 847.75	\$ 196,052.67
AMERICAN RESCUE GRANT	\$ 684,484.45	\$ -	\$ -	\$ 2,972.62	\$ 687,457.07
TOTAL: TREAS FUND	\$ 9,325,780.59	\$ 25,000.00	\$ 8,000.00	\$ 40,500.57	\$ 9,383,281.16

YEAR - TO - DATE INTEREST	BAL FORWARD	CURRENT INT.	BALANCE
	\$ 287,813.54	\$ 40,500.57	\$ 328,314.11

AVG. YEILD FOR JULY 2023 5.11% MKT VALUE / SHARE \$ 1.00

INVESTMENTS-LOGIC
PATTY BRENNAN, COOKE COUNTY TREASURER
JULY 2023

ACCT NAME	BALANCE FORWARD	DEPOSITS	WITH-DRAWALS	CURRENT INTEREST	ENDING BALANCE
GENERAL	\$ 3,026,628.13	\$ -	\$ -	\$ 13,616.48	\$ 3,040,244.61
R & B -1	\$ 795,837.54	\$ -	\$ 60,000.00	\$ 3,509.62	\$ 739,347.16
R & B -2	\$ 341,462.28	\$ -	\$ 125,000.00	\$ 1,388.99	\$ 217,851.27
R & B -3	\$ 795,271.84	\$ -	\$ 30,000.00	\$ 3,542.41	\$ 768,814.25
R & B -4	\$ 1,149,124.95	\$ -	\$ 30,000.00	\$ 5,134.44	\$ 1,124,259.39
FM & L	\$ 293,065.96	\$ -	\$ -	\$ 1,318.47	\$ 294,384.43
TJPC	\$ -	\$ 25,000.00	\$ -	\$ 29.44	\$ 25,029.44
ADULT PROBATION	\$ 136,763.50	\$ -	\$ -	\$ 615.27	\$ 137,378.77
PERM IMP	\$ 590,394.09	\$ -	\$ -	\$ 2,656.13	\$ 593,050.22
LAW LIBRARY	\$ 74,361.12	\$ -	\$ -	\$ 334.54	\$ 74,695.66
COURTHOUSE SECURITY	\$ 96,797.77	\$ -	\$ -	\$ 435.47	\$ 97,233.24
CC LIBRARY	\$ 25,878.90	\$ -	\$ 8,000.00	\$ 87.34	\$ 17,966.24
RECORDS MANAGEMENT	\$ 21,750.86	\$ -	\$ -	\$ 97.85	\$ 21,848.71
ARCHIVE FEES	\$ 79,700.93	\$ -	\$ -	\$ 358.57	\$ 80,059.50
DIST ATTY FORFEITURE	\$ 43,107.64	\$ -	\$ -	\$ 193.95	\$ 43,301.59
SHERIFF FOREITURE	\$ 63,295.12	\$ -	\$ -	\$ 284.76	\$ 63,579.88
JAIL COMMISSARY	\$ 31,116.65	\$ -	\$ -	\$ 140.02	\$ 31,256.67
2012 GO REFUNDING	\$ 252,233.61	\$ -	\$ -	\$ 1,134.77	\$ 253,368.38
HOTEL TAX FUND	\$ 182,349.55	\$ -	\$ -	\$ 820.38	\$ 183,169.93
AMERICAN RESCUE GRANT	\$ 690,074.93	\$ -	\$ -	\$ 3,104.55	\$ 693,179.48
TOTAL: TREAS FUND	\$ 8,689,215.37	\$ 25,000.00	\$ 253,000.00	\$ 38,803.45	\$ 8,500,018.82

YEAR - TO - DATE INTEREST	BAL FORWARD	CURRENT INT.	BALANCE
	\$ 350,598.65	\$ 38,803.45	\$ 389,402.10

AVG. YEILD FOR JULY 2023 5.30% MKT VALU/SHARE \$ 1.00

INVESTMENTS-TEXPOOL
PATTY BRENNAN, COOKE COUNTY TREASURER
JULY 2023

ACCT NAME	BALANCE FORWARD	DEPOSITS	WITH-DRAWALS	CURRENT INTEREST	ENDING BALANCE
GENERAL	\$ 4,846,468.78	\$ -	\$ -	\$ 21,090.37	\$ 4,867,559.15
R & B -1	\$ 977,596.12	\$ -	\$ -	\$ 4,254.17	\$ 981,850.29
R & B -2	\$ 442,999.89	\$ -	\$ -	\$ 1,927.81	\$ 444,927.70
R & B -3	\$ 710,550.96	\$ -	\$ -	\$ 3,092.08	\$ 713,643.04
R & B -4	\$ 1,098,914.44	\$ -	\$ -	\$ 4,782.13	\$ 1,103,696.57
FM & L	\$ 288,606.03	\$ -	\$ -	\$ 1,255.92	\$ 289,861.95
STATE FUNDS	\$ 10,465.36	\$ -	\$ -	\$ 45.53	\$ 10,510.89
REC PRESV	\$ 66,621.00	\$ -	\$ -	\$ 289.88	\$ 66,910.88
ADULT PROB	\$ 212,097.23	\$ -	\$ -	\$ 923.01	\$ 213,020.24
COURT REP	\$ 9,820.35	\$ -	\$ -	\$ 42.72	\$ 9,863.07
PERM IMP	\$ 889,800.90	\$ -	\$ -	\$ 3,872.15	\$ 893,673.05
LAW ENFORCEMENT ED	\$ 11,041.68	\$ -	\$ -	\$ 48.04	\$ 11,089.72
JP-CH SECURITY	\$ 32,033.32	\$ -	\$ -	\$ 139.43	\$ 32,172.75
DIST CLK RECORDS MGMT	\$ 16,570.17	\$ -	\$ -	\$ 72.07	\$ 16,642.24
DIST CLK ARCHIVE	\$ 4,417.40	\$ -	\$ -	\$ 19.28	\$ 4,436.68
LAW LIBRARY	\$ 121,783.53	\$ -	\$ -	\$ 530.01	\$ 122,313.54
JP TECH	\$ 29,002.82	\$ -	\$ -	\$ 126.24	\$ 29,129.06
C H SECURITY	\$ 101,873.56	\$ -	\$ -	\$ 443.32	\$ 102,316.88
LIBRARY	\$ 26,265.82	\$ -	\$ 8,000.00	\$ 86.16	\$ 18,351.98
ARCHIVE	\$ 80,484.32	\$ -	\$ -	\$ 350.25	\$ 80,834.57
DIST ATTY FORFEITURE	\$ 39,663.03	\$ -	\$ -	\$ 172.63	\$ 39,835.66
SHERIFF FORFEITURE	\$ 67,503.88	\$ -	\$ -	\$ 293.77	\$ 67,797.65
JAIL COMMISSARY	\$ 87,518.27	\$ -	\$ -	\$ 380.88	\$ 87,899.15
2004 GO-REFUNDING	\$ 105,990.13	\$ -	\$ -	\$ 461.25	\$ 106,451.38
HOTEL/MOTEL TAX	\$ 279,770.92	\$ -	\$ -	\$ 1,217.46	\$ 280,988.38
AMERICAN RESCUE GRANT	\$ 735,291.70	\$ -	\$ -	\$ 3,199.78	\$ 738,491.48
TOTAL: TREAS FUND	\$ 11,293,151.61	\$ -	\$ 8,000.00	\$ 49,116.34	\$ 11,334,267.95

YEAR - TO - DATE INTEREST	BAL FORWARD:	CURRENT INT.:	BALANCE:
	\$ 345,640.31	\$ 49,116.34	\$ 394,756.65

AVG. YEILD FOR JULY 2023 5.12% MKT VALUE/ SHAR \$ 1.00

FUND NAME	CHECKING ACCOUNT	CHECKING AMOUNT	TDOA ACCOUNT	TDOA AMOUNT	FUND TOTAL
2023 001 GENERAL	TREAS FUND	893,280.37	TEXPOOL LOGIC TEXSTAR T-BILLS CERT DEPOS	4,867,559.15 3,040,244.61 4,751,589.77 3,957,388.94 1,728,000.00	19,238,062.84
2023 011 ROAD & BRIDGE 1	TREAS FUND	175,030.35	TEXPOOL LOGIC TEXSTAR	981,850.29 739,347.16 657,032.97	2,553,260.77
2023 012 ROAD & BRIDGE 2	TREAS FUND	164,954.35	TEXPOOL LOGIC TEXSTAR	444,927.70 217,851.27 288,603.72	1,116,337.04
2023 013 ROAD & BRIDGE 3	TREAS FUND	176,584.23	TEXPOOL LOGIC TEXSTAR	713,643.04 768,814.25 432,378.33	2,091,419.85
2023 014 ROAD & BRIDGE 4	TREAS FUND	175,612.20	TEXPOOL LOGIC TEXSTAR	1,103,696.57 1,124,259.39 731,235.92	3,134,804.08
2023 019 FM & LATERAL	TREAS FUND	20,943.90	TEXPOOL LOGIC TEXSTAR	289,861.95 294,384.43 276,547.66	881,737.94
2023 020 TUPC	TREAS FUND	32,666.78	TEXPOOL LOGIC TEXSTAR	75,029.44 75,028.64	182,724.86
2023 021 JUVENILE PROB-ISP	TREAS FUND		TEXPOOL LOGIC TEXSTAR		
2023 022 JUVENILE PROBATION	TREAS FUND	92,498.85	TEXPOOL LOGIC TEXSTAR		92,498.85
2023 023 JUVENILE PROB. IV-E	TREAS FUND	108.93	TEXPOOL LOGIC TEXSTAR		108.93
2023 024 JUVENILE DELINQUENCY PREVENT	TREAS FUND	32,981.79	TEXPOOL LOGIC TEXSTAR		32,981.79
2023 028 ADULT PROBATION	TREAS FUND	17,989.90	TEXPOOL LOGIC TEXSTAR	213,020.24 137,378.77 160,921.00	529,309.91
2023 029 COMMUNITY CORRECTIONS	TREAS FUND	11,350.18	TEXPOOL LOGIC		11,350.18
2023 031 CONTRACT ELECTIONS	TREAS FUND	29,607.31	TEXPOOL LOGIC		29,607.31
2023 032 DISTRICT CLERK PRESERVATION	TREAS FUND	265,128.84	TEXPOOL LOGIC		265,128.84

FUND NAME	CHECKING ACCOUNT	CHECKING AMOUNT	TDOA ACCOUNT	TDOA AMOUNT	FUND TOTAL
2023 033 COUNTY/DISTRICT TECHNOLOGY	FTREAS FUND	12,802.64	TEXPOOL LOGIC TEXSTAR		12,802.64
2023 034 COURT REPORTER	TREAS FUND	21,268.09	TEXPOOL LOGIC TEXSTAR	9,863.07	31,131.16
2023 035 PERMANENT IMPROVEMENT	TREAS FUND	1,087,928.47	TEXPOOL LOGIC TEXSTAR STONE	893,673.05 593,050.22 829,978.07	3,404,629.81
2023 037 LAW ENFORCEMENT ED	TREAS FUND	6,313.99	TEXPOOL LOGIC TEXSTAR	11,089.72	17,403.71
2023 038 JP TECH	TREAS FUND	12,037.41	TEXPOOL LOGIC TEXSTAR	29,129.06	41,166.47
2023 040 LAW LIBRARY	TREAS FUND	32,169.94	TEXPOOL LOGIC TEXSTAR	122,313.54 74,695.66	229,179.14
2023 041 CC LIBRARY FUND	TREAS FUND	17,517.30	TEXPOOL LOGIC TEXSTAR	18,351.98 17,866.24 17,913.96	71,749.48
2023 042 CC HISTORICAL COMM.	TREAS FUND	2,619.96	TEXPOOL LOGIC TEXSTAR	32,172.75	2,619.96
2023 043 JP COURTHOUSE SECURITY	TREAS FUND	29,760.44	TEXPOOL LOGIC TEXSTAR	61,933.19	
2023 044 COURTHOUSE SECURITY	TREAS FUND	25,702.16	TEXPOOL LOGIC TEXSTAR	102,316.88 97,233.24 102,511.33	327,763.61
2023 046 CHAPTER 19	TREAS FUND	108.45-	TEXPOOL LOGIC TEXSTAR	108.45-	108.45-
2023 047 CC RECORDS MANAGEMENT	TREAS FUND	18,877.54	TEXPOOL LOGIC TEXSTAR	18,877.54	
2023 048 COUNTY RECORDS MANAGEMENT	TREAS FUND	6,514.45	TEXPOOL LOGIC TEXSTAR	21,848.71	28,363.16
2023 049 CC RECORDS PRESERVATION	TREAS FUND	39,074.38	TEXPOOL LOGIC TEXSTAR	66,910.88	105,985.26
2023 050 DIST CLERK RECORDS MANAGEMENT	TREAS FUND	43,988.66	TEXPOOL LOGIC TEXSTAR	16,642.24	60,630.90

FUND NAME	CHECKING ACCOUNT	CHECKING AMOUNT	TDOA ACCOUNT	TDOA AMOUNT	FUND TOTAL
2023 051 DISTRICT CLERK ARCHIVE	TREAS FUND	29,773.60	TEXPOOL LOGIC TEXSTAR	4,436.68	34,210.28
2023 052 COUNTY CLERK ARCHIVE FEE	TREAS FUND	23,729.74	TEXPOOL LOGIC TEXSTAR	80,834.57 80,059.50 69,668.28	254,292.09
2023 053 CA CHECK COLLECTING	TREAS FUND	896.18	TEXPOOL LOGIC TEXSTAR	896.18	896.18
2023 054 DA CHECK COLLECTING	TREAS FUND	375.34	TEXPOOL LOGIC TEXSTAR	375.34	375.34
2023 056 DISTRICT ATTY FORFEITURE	TREAS FUND	22,166.37	TEXPOOL LOGIC TEXSTAR	39,835.66 43,301.59	105,303.62
2023 057 D A SEIZURE FUND	TREAS FUND	206,137.90	TEXPOOL LOGIC TEXSTAR	67,797.65 63,579.88	206,137.90
2023 058 SHERIFF FORFEITURE	TREAS FUND	11,261.62	TEXPOOL LOGIC TEXSTAR	87,899.15 31,256.67 51,635.02	215,375.31
2023 059 JAIL COMMISSARY	TREAS FUND	44,584.47	TEXPOOL LOGIC TEXSTAR	106,451.38 253,368.38 104,726.75	575,543.97
2023 061 2004 GO REFUNDING DEBT SERVITREAS FUND	TREAS FUND	110,997.46	TEXPOOL LOGIC TEXSTAR	10,510.89	31,378.70
2023 088 STATE FEES	TREAS FUND	20,867.81	TEXPOOL LOGIC TEXSTAR	15,000.00	16,535.09
2023 090 OFFICER'S TRUST	TREAS FUND	1,535.09	CERT DEPOS	19,000.00	19,257.49
2023 091 LIBRARY TRUST - LIDDELL	TREAS FUND	257.49	CERT DEPOS	19,000.00	19,257.49
2023 092 LIBRARY TRUST - ROSENSTEIN	TREAS FUND	257.49	CERT DEPOS	19,000.00	19,257.49
2023 093 TAX ASSESSOR COLLECTOR ACCOU	TREAS FUND	257.49	CERT DEPOS	19,000.00	19,257.49
2023 094 COUNTY CLERK ACCOUNTS	TREAS FUND	257.49	CERT DEPOS	19,000.00	19,257.49
2023 095 DISTRICT CLERK ACCOUNTS	TREAS FUND	257.49	CERT DEPOS	19,000.00	19,257.49
2023 096 SHERIFF'S OFFICE ACCOUNTS	TREAS FUND	257.49	CERT DEPOS	19,000.00	19,257.49
2023 097 COUNTY ATTORNEY ACCOUNT	TREAS FUND	257.49	CERT DEPOS	19,000.00	19,257.49
2023 098 PAYROLL CLEARING	PAYROLL	1,283,411.78			1,283,411.78
2023 099 DISTRICT ATTORNEY RESTITUTIO	PAYROLL	1,283,411.78			1,283,411.78

DATE 08/15/2023 TIME 14:32

COMBINED STATEMENT OF CASH POSITION FOR JULY

FUND NAME	CHECKING ACCOUNT	CHECKING AMOUNT	TDOA ACCOUNT	TDOA AMOUNT	FUND TOTAL
2023 100 CHILD ABUSE PREVENTION FUND	TREAS FUND	506.23	TEXPOOL LOGIC		506.23
2023 101 PRETRIAL DIVERSION	TREAS FUND	20,320.03	TEXPOOL LOGIC		20,320.03
2023 102 HOTEL OCCUPANCY TAX FUND	TREAS FUND	63,301.79	TEXPOOL LOGIC TEXSTAR	280,988.38 183,169.93 196,052.67	723,512.77
2023 103 HAVA GRANT FUND					
2023 104 AMERICAN RESCUE PROG GRANT	TREAS FUND	10,960.12	TEXPOOL LOGIC TEXSTAR	738,491.48 693,179.48 687,457.07	2,130,088.15
2023 105 JUNIOR EMS PROGRAM	TREAS FUND	564.50			564.50
2023 106 PAUPERS CEMETERY	TREAS FUND	18,450.40			18,450.40
2023 107 OPIOID SETTLEMENT FUNDS	TREAS FUND	63,582.07	TEXPOOL LOGIC TEXSTAR		63,582.07
TOTAL		4,848,627.27		35,036,956.87	39,885,584.14

CHECK ACCOUNT

ACCOUNT BALANCE - TREAS FUND
ACCOUNT BALANCE - PAYROLL

CHECK
3,565,215.49
1,283,411.78

TOTAL

4,848,627.27

TDOA ACCOUNT

ACCOUNT BALANCE - TEXPOOL
ACCOUNT BALANCE - LOGIC
ACCOUNT BALANCE - TEXSTAR
ACCOUNT BALANCE - T-BILLS
ACCOUNT BALANCE - CERT DEPOS

TDOA
11,334,267.95
8,530,018.82
9,433,281.16
3,957,388.94
1,762,000.00

TOTAL

35,036,956.87

ACCOUNT NAME	BEGINNING CASH BALANCE	CASH RECEIPTS	CASH DISBURSEMENTS	ENDING CASH BALANCE
2023 001 GENERAL - GENERAL FUND	2,150,913.68	897,081.46	2,154,714.77	893,280.37
CASH ON HAND	8,807.50	.00	.00	8,807.50
CASH INVESTED - TEXPOOL	4,846,468.78	21,090.37	.00	4,867,559.15
CASH INVESTED - LOGIC	3,026,628.13	13,616.48	.00	3,040,244.61
CASH INVESTED - TEXSTAR	4,731,044.21	20,545.56	.00	4,751,589.77
CASH INVESTED - STONE CASTLE	.00	.00	.00	.00
T-BILLS - INVESTMENTS	3,957,388.94	.00	.00	3,957,388.94
CASH INVESTMENT-CD	1,728,000.00	.00	.00	1,728,000.00
FUND TOTALS	20,449,251.24	952,333.87	2,154,714.77	19,246,870.34
2023 011 ROAD & BRIDGE 1	227,933.18	76,464.19	129,367.02	175,030.35
CASH - ROAD & BRIDGE # 1	977,596.12	4,254.17	.00	981,850.29
CASH INVESTED - TEXPOOL	795,837.54	3,509.62	60,000.00	739,347.16
CASH INVESTED - LOGIC	654,191.88	2,841.09	.00	657,032.97
CASH INVESTED - TEXSTAR	.00	.00	.00	.00
T-BILL INVESTMENTS	.00	.00	.00	.00
FUND TOTALS	2,655,558.72	877,069.07	189,367.02	2,553,260.77
2023 012 ROAD & BRIDGE 2	221,771.96	141,464.19	198,281.80	164,954.35
CASH - ROAD & BRIDGE # 2	442,999.89	1,927.81	.00	444,927.70
CASH INVESTED - TEXPOOL	341,462.28	1,388.99	125,000.00	217,851.27
CASH INVESTED - LOGIC	287,355.76	1,247.96	.00	288,603.72
CASH INVESTED - TEXSTAR	.00	.00	.00	.00
T-BILL INVESTMENTS	.00	.00	.00	.00
FUND TOTALS	1,293,589.89	146,028.95	323,281.80	1,116,337.04
2023 013 ROAD & BRIDGE 3	230,407.86	46,818.28	100,641.91	176,584.23
CASH - ROAD & BRIDGE # 3	710,550.96	3,092.08	.00	713,643.04
CASH INVESTED - TEXPOOL	795,271.84	3,542.41	30,000.00	768,814.25
CASH INVESTED - LOGIC	430,508.67	1,869.66	.00	432,378.33
CASH INVESTED - TEXSTAR	.00	.00	.00	.00
T-BILL INVESTMENTS	.00	.00	.00	.00
FUND TOTALS	2,166,739.33	55,322.43	130,641.91	2,091,419.85
2023 014 ROAD & BRIDGE 4	229,011.20	63,040.04	116,439.04	175,612.20
CASH - ROAD & BRIDGE # 4	1,098,914.44	4,782.13	.00	1,103,696.57
CASH INVESTED - TEXPOOL	1,149,124.95	5,134.44	30,000.00	1,124,259.39
CASH INVESTED - LOGIC	728,073.97	3,161.95	.00	731,235.92
CASH INVESTED - TEXSTAR	.00	.00	.00	.00
T-BILL INVESTMENTS	.00	.00	.00	.00
FUND TOTALS	3,205,124.56	76,118.56	146,439.04	3,134,804.08
2023 019 FM & LATERAL	23,393.00	.00	2,449.10	20,943.90
CASH - FM & LATERAL	288,606.03	1,255.92	.00	289,861.95
CASH INVESTED - LOGIC	293,065.96	1,318.47	.00	294,384.43
CASH INVESTED - TEXSTAR	275,351.84	1,195.82	.00	276,547.66
T-BILL INVESTMENT	.00	.00	.00	.00
FUND TOTALS	880,416.83	3,770.21	2,449.10	881,737.94
2023 020 TUPC	7,471.95	48,378.00	23,183.17	32,666.78
CASH - T.J.P.C.	.00	.00	.00	.00
CASH INVESTED - LOGIC	25,000.00	50,029.44	.00	75,029.44
CASH INVESTED - TEXSTAR	25,000.00	50,028.64	.00	75,028.64

ACCOUNT NAME	BEGINNING CASH BALANCE	CASH RECEIPTS	CASH DISBURSEMENTS	ENDING CASH BALANCE
2023 021 JUVENILE PROB-ISP	57,471.95	148,436.08	23,183.17	182,724.86
CASH - JUVENILE PROBATION	.00	.00	.00	.00
INVESTMENTS	.00	.00	.00	.00
CASH INVESTED - LOGIC	.00	.00	.00	.00
CASH INVESTED - TEXSTAR	.00	.00	.00	.00
FUND TOTALS	.00	.00	.00	.00
2023 022 JUVENILE PROBATION	50,835.77	41,663.08	.00	92,498.85
CASH - JUV. PROB. DIV	.00	.00	.00	.00
INVESTMENTS	.00	.00	.00	.00
FUND TOTALS	50,835.77	41,663.08	.00	92,498.85
2023 023 JUVENILE PROB. IV-E	108.93	.00	.00	108.93
CASH - IV-E	.00	.00	.00	.00
CASH INVESTED	.00	.00	.00	.00
CASH INVESTED - LOGIC	.00	.00	.00	.00
CASH INVESTED - TEXSTAR	.00	.00	.00	.00
FUND TOTALS	108.93	.00	.00	108.93
2023 024 JUVENILE DELINQUENCY PREVENTN	32,981.79	.00	.00	32,981.79
CASH - JUVENILE DELINQUENCY PR	.00	.00	.00	.00
INVESTMENTS	.00	.00	.00	.00
CASH INVESTED - LOGIC	.00	.00	.00	.00
CASH INVESTED - TEXSTAR	.00	.00	.00	.00
FUND TOTALS	32,981.79	.00	.00	32,981.79
2023 028 ADULT PROBATION	27,708.83	26,580.50	36,299.43	17,989.90
CASH - ADULT PROBATION	75.00	.00	.00	75.00
CASH ON HAND	212,097.23	923.01	.00	213,020.24
CASH INVESTED - TEXPOOL	136,763.50	615.27	.00	137,378.77
CASH INVESTED - LOGIC	160,225.16	695.84	.00	160,921.00
CASH INVESTED - TEXSTAR	536,859.72	28,814.62	36,299.43	529,384.91
FUND TOTALS	17,527.90	.00	6,177.72	11,350.18
2023 029 COMMUNITY CORRECTIONS	17,527.90	.00	.00	17,527.90
CASH - COMMUNITY CORRECTI	.00	.00	.00	.00
INVESTMENTS	.00	.00	.00	.00
CASH INVESTED - LOGIC	.00	.00	.00	.00
FUND TOTALS	17,527.90	.00	.00	17,527.90
2023 031 CONTRACT ELECTIONS	29,607.31	.00	.00	29,607.31
CASH - CONTRACT ELECTIONS	.00	.00	.00	.00
CASH INVESTED - TEXPOOL	.00	.00	.00	.00
CASH INVESTED - LOGIC	.00	.00	.00	.00
FUND TOTALS	29,607.31	.00	.00	29,607.31
2023 032 DISTRICT CLERK PRESERVATION	263,458.37	.00	1,670.47	265,128.84
CASH - DISTRICT CLERK PRESVATI	.00	.00	.00	.00
INVESTMENTS	.00	.00	.00	.00
CASH INVESTED - LOGIC	.00	.00	.00	.00
CASH INVESTED - TEXSTAR	.00	.00	.00	.00
FUND TOTALS	263,458.37	.00	1,670.47	265,128.84
2023 033 COUNTY/DISTRICT TECHNOLOGY FUN	12,793.15	9.49	.00	12,802.64
CASH - COUNTY/DISTRICT TECH	.00	.00	.00	.00

ACCOUNT NAME	BEGINNING CASH BALANCE	CASH RECEIPTS	CASH DISBURSEMENTS	ENDING CASH BALANCE
2023 034 COURT REPORTER				
CASH - COURT REPORTER FUND	22,342.63	275.00	1,349.54	21,268.09
INVESTMENTS	9,820.35	42.72	.00	9,863.07
CASH INVESTED - LOGIC	.00	.00	.00	.00
CASH INVESTED - TEXSTAR	.00	.00	.00	.00
FUND TOTALS	32,162.98	317.72	1,349.54	31,131.16
2023 035 PERMANENT IMPROVEMENT				
CASH - PERMANENT IMPROVEM	131,489.97	966,590.43	10,151.93	1,087,928.47
CASH INVESTED - TEXPOOL	889,800.90	3,872.15	.00	893,673.05
CASH INVESTED - LOGIC	590,394.09	2,656.13	.00	593,050.22
CASH INVESTED - TEXSTAR	826,389.13	3,588.94	.00	829,978.07
STONE CASTLE	.00	.00	.00	.00
T-BILL INVESTMENTS	.00	.00	.00	.00
FUND TOTALS	2,438,074.05	976,707.65	10,151.93	3,404,629.81
2023 037 LAW ENFORCEMENT ED				
CASH - LAW ENFORCEMENT ED	6,888.99	.00	575.00	6,313.99
CASH INVESTED	11,041.68	48.04	.00	11,089.72
CASH INVESTED - LOGIC	.00	.00	.00	.00
CASH INVESTED - TEXSTAR	.00	.00	.00	.00
FUND TOTALS	17,930.67	48.04	575.00	17,403.71
2023 038 JP TECH				
CASH - J P TECH FUND	15,441.19	87.37	3,491.15	12,037.41
INVESTMENTS	29,002.82	126.24	.00	29,129.06
CASH INVESTED - LOGIC	.00	.00	.00	.00
CASH INVESTED - TEXSTAR	.00	.00	.00	.00
FUND TOTALS	44,444.01	213.61	3,491.15	41,166.47
2023 040 LAW LIBRARY				
CASH - LAW LIBRARY	32,344.08	385.00	559.14	32,169.94
CASH INVESTED	121,783.53	530.01	.00	122,313.54
CASH INVESTED - LOGIC	74,361.12	334.54	.00	74,695.66
CASH INVESTED - TEXSTAR	.00	.00	.00	.00
FUND TOTALS	228,488.73	1,249.55	559.14	229,179.14
2023 041 CC LIBRARY FUND				
CASH - COOKE COUNTY LIBRA	18,258.86	25,119.75	25,861.31	17,517.30
CASH INVESTED	26,265.82	86.16	8,000.00	18,351.98
CASH INVESTED - LOGIC	25,878.90	87.34	8,000.00	17,966.24
CASH INVESTED - TEXSTAR	25,829.84	84.12	8,000.00	17,913.96
T-BILL INVESTMENTS	.00	.00	.00	.00
FUND TOTALS	96,233.42	25,377.37	49,861.31	71,749.48
2023 042 CC HISTORICAL COMM.				
CASH - COOKE CO. HISTORIC	2,619.96	.00	.00	2,619.96
FUND TOTALS	2,619.96	.00	.00	2,619.96
2023 043 JP COURTHOUSE SECURITY				
CASH - JP COURTHOUSE SECURITY	29,738.60	21.84	.00	29,760.44
CASH INVESTED	32,033.32	139.43	.00	32,172.75

ACCOUNT NAME	BEGINNING CASH BALANCE	CASH RECEIPTS	CASH DISBURSEMENTS	ENDING CASH BALANCE
2023 044 COURTHOUSE SECURITY				
CASH INVESTED - LOGIC	31,347.20	1,090.10	6,735.14	25,702.16
CASH INVESTED - COURTHOUSE SECURIT	101,873.36	443.32	.00	102,316.88
CASH INVESTED - LOGIC	96,797.77	435.47	.00	97,233.24
CASH INVESTED - TEXSTAR	102,068.07	443.26	.00	102,511.33
FUND TOTALS	332,086.60	2,412.15	6,735.14	327,763.61
2023 046 CHAPTER 19				
CASH - CHAPTER 19	214.43	212.88	106.90	108.45
INVESTMENTS	.00	.00	.00	.00
FUND TOTALS	214.43	212.88	106.90	108.45
2023 047 CC RECORDS MANAGEMENT				
CASH - CC RECORDS MANAGEMENT	19,654.30	190.29	967.05	18,877.54
INVESTMENTS - TEXPOOL	.00	.00	.00	.00
FUND TOTALS	19,654.30	190.29	967.05	18,877.54
2023 048 COUNTY RECORDS MANAGEMENT				
CASH - RECORDS MANAGEMENT	7,629.15	78.70	1,193.40	6,514.45
CASH INVESTED - TEXPOOL	.00	.00	.00	.00
CASH INVESTED - LOGIC	21,750.86	97.85	.00	21,848.71
CASH INVESTED - TEXSTAR	.00	.00	.00	.00
FUND TOTALS	29,380.01	176.55	1,193.40	28,363.16
2023 049 CC RECORDS PRESERVATION				
CASH - RECORDS PRESERVATION	30,804.38	8,270.00	.00	39,074.38
CASH INVESTED - TEXPOOL	66,621.00	289.88	.00	66,910.88
CASH INVESTED - LOGIC	.00	.00	.00	.00
CASH INVESTED - TEXSTAR	.00	.00	.00	.00
FUND TOTALS	97,425.38	8,559.88	.00	105,985.26
2023 050 DIST CLERK RECORDS MANAGEMENT				
CASH - D C RECORDS MANAGEMENT	43,981.67	6.99	.00	43,988.66
CASH INVESTED	16,570.17	72.07	.00	16,642.24
CASH INVESTED - LOGIC	.00	.00	.00	.00
CASH INVESTED - TEXSTAR	.00	.00	.00	.00
FUND TOTALS	60,551.84	79.06	.00	60,630.90
2023 051 DISTRICT CLERK ARCHIVE				
DISTRICT CLERK ARCHIVE	29,773.60	.00	.00	29,773.60
INVESTMENTS	4,417.40	19.28	.00	4,436.68
CASH INVESTED - LOGIC	.00	.00	.00	.00
CASH INVESTED - TEXSTAR	.00	.00	.00	.00
FUND TOTALS	34,191.00	19.28	.00	34,210.28
2023 052 COUNTY CLERK ARCHIVE FEE				
CASH - RECORDS ARCHIVE	22,569.74	7,780.00	6,620.00	23,729.74
INVESTMENTS	80,484.32	350.25	.00	80,834.57
CASH INVESTED - LOGIC	79,700.93	358.57	.00	80,059.50
CASH INVESTED - TEXSTAR	69,367.02	301.26	.00	69,668.28
FUND TOTALS	252,122.01	8,790.08	6,620.00	254,292.09
2023 053 CA CHECK COLLECTING				
CASH - CHECK COLLECTING &	791.18	105.00	.00	896.18

ACCOUNT NAME	BEGINNING CASH BALANCE	CASH RECEIPTS	CASH DISBURSEMENTS	ENDING CASH BALANCE
2023 054 DA CHECK COLLECTING	375.34	.00	.00	375.34
CASH INVESTED	.00	.00	.00	.00
CASH INVESTED - LOGIC	.00	.00	.00	.00
CASH INVESTED - TEXSTAR	.00	.00	.00	.00
FUND TOTALS	791.18	105.00	.00	896.18
2023 056 DISTRICT ATTY FORFEITURE	25,680.60	.00	3,514.23	22,166.37
CASH - D.A. FORFEITURE FU	39,663.03	172.63	.00	39,835.66
CASH INVESTED - TEXPOOL	43,107.64	193.95	.00	43,301.59
CASH INVESTED - LOGIC	.00	.00	.00	.00
CASH INVESTED - TEXSTAR	.00	.00	.00	.00
FUND TOTALS	108,451.27	366.58	3,514.23	105,303.62
2023 057 D A SEIZURE FUND	206,137.90	.00	.00	206,137.90
CASH - SEIZURE-LAW	.00	.00	.00	.00
INVESTMENTS	.00	.00	.00	.00
FUND TOTALS	206,137.90	.00	.00	206,137.90
2023 058 SHERIFF FORFEITURE	13,545.89	.00	2,284.27	11,261.62
CASH - SHERIFF FORFEITURE	67,503.88	293.77	.00	67,797.65
INVESTMENTS	63,295.12	284.76	.00	63,579.88
CASH INVESTED - LOGIC	.00	.00	.00	.00
CASH INVESTED - TEXSTAR	.00	.00	.00	.00
FUND TOTALS	144,344.89	578.53	2,284.27	142,639.15
2023 059 JAIL COMMISSARY	42,636.05	3,302.26	1,353.84	44,584.47
CASH - JAIL COMMISSARY	87,518.27	380.88	.00	87,899.15
CASH INVESTED - TEXPOOL	31,116.65	140.02	.00	31,256.67
CASH INVESTED - LOGIC	51,411.77	223.25	.00	51,635.02
CASH INVESTED - TEXSTAR	.00	.00	.00	.00
FUND TOTALS	212,682.74	4,046.41	1,353.84	215,375.31
2023 061 2004 GO REFUNDING DEBT SERVICE	109,671.04	1,326.42	.00	110,997.46
CASH - 2004 GO REFUNDING D/S	105,990.13	461.25	.00	106,451.38
CASH INVESTED - TEXPOOL	252,233.61	1,134.77	.00	253,368.38
CASH INVESTED - LOGIC	104,273.90	452.85	.00	104,726.75
CASH INVESTED - TEXSTAR	.00	.00	.00	.00
T-BILL INVESTMENTS	.00	.00	.00	.00
FUND TOTALS	572,168.68	3,375.29	.00	575,543.97
2023 088 STATE FEES	98,942.43	32,289.39	110,364.01	20,867.81
CASH - STATE FEES	10,465.36	45.53	.00	10,510.89
CASH INVESTED	.00	.00	.00	.00
CASH INVESTED - LOGIC	.00	.00	.00	.00
CASH INVESTED - TEXSTAR	.00	.00	.00	.00
FUND TOTALS	109,407.79	32,334.92	110,364.01	31,378.70
2023 090 OFFICER'S TRUST	.00	.00	.00	.00
CASH - OFFICERS TRUST	.00	.00	.00	.00
CASH INVESTED	.00	.00	.00	.00
CASH INVESTED - LOGIC	.00	.00	.00	.00
FUND TOTALS	.00	.00	.00	.00
2023 091 LIBRARY TRUST - LIDDELL	1,450.95	84.14	.00	1,535.09
CASH - LIBRARY TRUST/LIDDELL				

ACCOUNT NAME	BEGINNING CASH BALANCE	CASH RECEIPTS	CASH DISBURSEMENTS	ENDING CASH BALANCE
2023 092 LIBRARY TRUST - ROSENSTEIN	257.49	.00	.00	257.49
CASH-LIBRARY TRUST/ROSENSTEIN	19,000.00	.00	.00	19,000.00
CD INVESTMENT	19,257.49	.00	.00	19,257.49
FUND TOTALS	16,450.95	84.14	.00	16,535.09
2023 093 TAX ASSESSOR COLLECTOR ACCOUNT	185,533.77	.00	.00	185,533.77
CASH - TAC PML-BOAT SALES TAX	30,946.89	.00	.00	30,946.89
CASH - TAC CREDIT CARDS	98,512.95	.00	.00	98,512.95
CASH - TAC TX DOT/COUNTY-STATE	187.51	.00	.00	187.51
CASH - TAC IRP ACCOUNT	8,841.38	.00	.00	8,841.38
CASH - TAC IVTRS ACCOUNT	173,102.71	.00	.00	173,102.71
CASH - TAC SALES TAX FUND-MVD	3,926.80	.00	.00	3,926.80
CASH - TAC PML-BOAT TITLE-REG	249.20	.00	.00	249.20
CSH - TAC BEVERAGE-VOTER REG	501,301.21	.00	.00	501,301.21
FUND TOTALS	65,550.00	.00	.00	65,550.00
2023 094 COUNTY CLERK ACCOUNTS	2,395,650.09	.00	.00	2,395,650.09
CASH - COUNTY CLERK BONDS	63,219.02	.00	.00	63,219.02
CASH - COUNTY CLERK REGISTRY	2,524,419.11	.00	.00	2,524,419.11
CASH INVESTMENT - CD	110,500.00	.00	.00	110,500.00
FUND TOTALS	1,343,078.55	.00	.00	1,343,078.55
2023 095 DISTRICT CLERK ACCOUNTS	69,857.52	.00	.00	69,857.52
CASH - DISTRICT CLERK REGISTRY	1,523,436.07	.00	.00	1,523,436.07
CASH INVESTMENT - CD	65,000.00	.00	.00	65,000.00
FUND TOTALS	27,292.98	.00	.00	27,292.98
2023 096 SHERIFF'S OFFICE ACCOUNTS	92,292.98	.00	.00	92,292.98
CASH - SHERIFF'S BOND ACCOUNT	1,784.66	.00	.00	1,784.66
CASH - INMATE TRUST FUND	1,784.66	.00	.00	1,784.66
FUND TOTALS	1,283,411.78	.00	.00	1,283,411.78
2023 097 COUNTY ATTORNEY ACCOUNT	1,283,411.78	.00	.00	1,283,411.78
CASH - CNTY ATTORNEY HOT CHECK	1,283,411.78	.00	.00	1,283,411.78
COUNTY ATTORNEY - RESTITUTION	.00	.00	.00	.00
FUND TOTALS	1,283,411.78	.00	.00	1,283,411.78
2023 098 PAYROLL CLEARING	.00	.00	.00	.00
CASH - PAYROLL CLEARING	.00	.00	.00	.00
INVESTMENTS	.00	.00	.00	.00
FUND TOTALS	.00	.00	.00	.00
2023 099 DISTRICT ATTORNEY RESTITUTION	.00	.00	.00	.00
CASH - DISTRICT ATTORNEY RESTI	.00	.00	.00	.00
FUND TOTALS	.00	.00	.00	.00
2023 100 CHILD ABUSE PREVENTION FUND	506.23	.00	.00	506.23
CASH-CHILD ABUSE PREVENTION	506.23	.00	.00	506.23
CASH INVESTED	.00	.00	.00	.00
FUND TOTALS	506.23	.00	.00	506.23
2023 101 PRETRIAL DIVERSION	20,320.03	.00	.00	20,320.03
CASH-PRETRIAL DIVERSION				

ACCOUNT NAME	BEGINNING CASH BALANCE	CASH RECEIPTS	CASH DISBURSEMENTS	ENDING CASH BALANCE
2023 102 HOTEL OCCUPANCY TAX FUND	60,041.20	33,830.52	30,570.00	63,301.72
CASH - HOTEL OCCUPANCY TAX	279,770.92	1,217.46	.00	280,988.38
CASH INVESTED - TEXPOOL	182,349.55	820.38	.00	183,169.93
CASH INVESTED - LOGIC	195,204.92	847.75	.00	196,052.67
CASH INVESTED - TEXSTAR	717,366.59	36,716.18	30,570.00	723,512.77
FUND TOTALS				
2023 103 HAVA GRANT FUND	.00	.00	.00	.00
CASH - HAVA GRANT FUND	.00	.00	.00	.00
CASH INVESTED - TEXPOOL	.00	.00	.00	.00
CASH INVESTED - LOGIC	.00	.00	.00	.00
CASH INVESTED - TEXSTAR	.00	.00	.00	.00
FUND TOTALS	.00	.00	.00	.00
2023 104 AMERICAN RESCUE PROG GRANT	69,264.69	.00	58,304.57	10,960.12
CASH - AMERICAN RESCUE PROG GR	735,291.70	3,199.78	.00	738,491.48
CASH INVESTED - TEXPOOL	690,074.93	3,104.55	.00	693,179.48
CASH INVESTED - LOGIC	684,484.45	2,972.62	.00	687,457.07
CASH INVESTED - TEXSTAR	2,179,115.77	9,276.95	58,304.57	2,130,088.15
FUND TOTALS				
2023 105 JUNIOR EMS PROGRAM	564.50	.00	.00	564.50
CASH - JUNIOR EMS PROGRAM	564.50	.00	.00	564.50
FUND TOTALS	564.50	.00	.00	564.50
2023 106 PAUPERS CEMETERY	17,485.40	2,650.00	1,685.00	18,450.40
CASH - PAUPERS CEMETERY	17,485.40	2,650.00	1,685.00	18,450.40
FUND TOTALS	17,485.40	2,650.00	1,685.00	18,450.40
2023 107 OPIOID SETTLEMENT FUNDS	63,582.07	.00	.00	63,582.07
CASH - OPIOID SETTLEMENT FUNDS	.00	.00	.00	.00
CASH INVESTED - LOGIC	.00	.00	.00	.00
CASH INVESTED - TEXSTAR	.00	.00	.00	.00
FUND TOTALS	63,582.07	.00	.00	63,582.07
GRAND TOTALS	43,904,584.06	3,937,027.52	3,303,910.91	44,537,700.67