



MONTHLY REPORT

JANUARY 2023

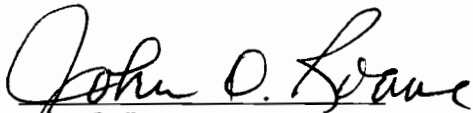
PATTY BRENNAN

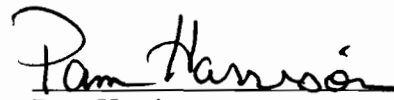
COOKE COUNTY TREASURER


FINANCIAL REPORTS


February 21, 2023


In accordance with Local Government Code 114.026, this affidavit states the current cash and reports in the custody of the county treasurer as of the date of December 31, 2022.



John O. Roane,
Cooke County Judge


Pam Harrison,
Cooke County Clerk


Gary Hollowell,
Commissioner Pct. #1


Jason Snuggs,
Commissioner Pct. #2


Adam Arendt,
Commission Pct. #3


Matt Sicking,
Commissioner Pct. #4

FILED FEB 27 2023

23 FEB 27 PM 3: 52

COUNTY CLERK PH COUNTY

PH

AFFIDAVIT

STATE OF TEXAS

COUNTY OF COOKE

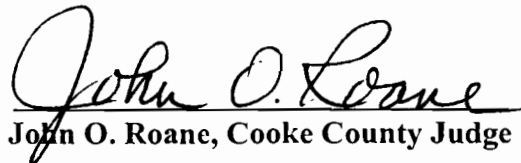
The members of the Commissioners' Court of Cooke County, Texas, state as follows:

The requirement of Subsection (C) of the Texas Local Government Code, §114.026 have been met for the term of January 2023. The amount of cash and other assets in the custody of the County Treasurer at the time of examination are:

Cash (includes on hand, money market accounts, and short-term investments) \$ 42,417,854.50


Other Assets (long term investments) \$ 0.00.

Sworn to and subscribed this 27th day of February, 2023


John O. Roane, Cooke County Judge



Gary Hollowell, Commissioner, Pct 1


Jason Snuggs, Commissioner, Pct 2


Adam Arendt, Commissioner, Pct 3


Matt Sicking, Commissioner, Pct 4

ATTEST:


Pam Harrison, County Clerk

FILED FOR RECORD
23 FEB 27 PH 3: 52
COUNTY CLERK OF COOKE TX
PH

AFFIDAVIT

STATE OF TEXAS

COUNTY OF COOKE

The members of the Commissioners' Court of Cooke County, Texas, state as follows:

The requirement of Subsection (C) of the Texas Local Government Code, §114.026 have been met for the term of **January 2023**. The amount of cash and other assets in the custody of the County Treasurer at the time of examination are:

Cash (includes on hand, money market accounts, and short-term investments) **\$ 42,417,854.50**

Other Assets (long term investments) \$ 0.00.

Sworn to and subscribed this _____ day of _____.

John O. Roane, Cooke County Judge

Gary Hollowell, Commissioner, Pct 1

Jason Snuggs, Commissioner, Pct 2

Adam Arendt, Commissioner, Pct 3

Matt Sicking, Commissioner, Pct 4

ATTEST:

Pam Harrison, County Clerk

PRIOR MONTH ENDING BANK STATEMENT BALANCE \$6,909,234.97 153
 CLEARED DEPOSITS \$7,386,052.01 8
 CLEARED ADDITIONS \$142,873.13 448
 CLEARED CHECKS \$2,668,272.23- 10
 CLEARED DEDUCTIONS \$3,209,185.64-

CURRENT MONTH ENDING BANK STATEMENT BALANCE \$9,120,502.24

CURRENT MONTH ENDING BANK STATEMENT BALANCE \$9,120,502.24
 OUTSTANDING DEPOSITS \$.00
 OUTSTANDING ADDITIONS \$.00
 OUTSTANDING CHECKS \$197,541.86- 627
 OUTSTANDING DEDUCTIONS \$.00

RECONCILED BOOK BALANCE \$8,222,960.36
 ENDING STATEMENT DATE 01/31/2023 CLERK: PB

INVESTMENTS-LOGIC
PATTY BRENNAN, COOKE COUNTY TREASURER
JANUARY 2023

| ACCT NAME | BALANCE FORWARD | DEPOSITS | WITH-DRAWALS | CURRENT INTEREST | ENDING BALANCE |
|--------------------------|-------------------------|----------------------|---------------------|---------------------|-------------------------|
| GENERAL | \$ 3,725,604.98 | \$ - | \$ - | \$ 14,405.72 | \$ 3,740,010.70 |
| R & B -1 | \$ 674,353.80 | \$ 50,000.00 | \$ - | \$ 2,694.97 | \$ 727,048.77 |
| R & B -2 | \$ 32,708.37 | \$ 100,000.00 | \$ - | \$ 301.35 | \$ 133,009.72 |
| R & B -3 | \$ 624,021.58 | \$ - | \$ - | \$ 2,412.89 | \$ 626,434.47 |
| R & B -4 | \$ 747,008.26 | \$ 100,000.00 | \$ - | \$ 3,063.34 | \$ 850,071.60 |
| FM & L | \$ 286,009.38 | \$ - | \$ - | \$ 1,105.92 | \$ 287,115.30 |
| ADULT PROBATION | \$ 192,387.44 | \$ - | \$ - | \$ 743.92 | \$ 193,131.36 |
| PERM IMP | \$ 752,610.50 | \$ - | \$ - | \$ 2,910.10 | \$ 755,520.60 |
| LAW LIBRARY | \$ 72,570.57 | \$ - | \$ - | \$ 280.62 | \$ 72,851.19 |
| COURTHOUSE SECURITY | \$ 94,466.97 | \$ - | \$ - | \$ 365.27 | \$ 94,832.24 |
| CC LIBRARY | \$ 25,255.77 | \$ - | \$ - | \$ 97.64 | \$ 25,353.41 |
| RECORDS MANAGEMENT | \$ 21,227.16 | \$ - | \$ - | \$ 82.06 | \$ 21,309.22 |
| ARCHIVE FEES | \$ 77,781.81 | \$ - | \$ - | \$ 300.77 | \$ 78,082.58 |
| DIST ATTY FORFEITURE | \$ 42,069.71 | \$ - | \$ - | \$ 162.66 | \$ 42,232.37 |
| SHERIFF FOREITURE | \$ 27,086.06 | \$ - | \$ - | \$ 104.73 | \$ 27,190.79 |
| JAIL COMMISSARY | \$ 30,367.39 | \$ - | \$ - | \$ 117.44 | \$ 30,484.83 |
| 2012 GO REFUNDING | \$ 305,425.89 | \$ 100,000.00 | \$ - | \$ 1,355.87 | \$ 406,781.76 |
| HOTEL TAX FUND | \$ 177,958.86 | \$ - | \$ - | \$ 688.11 | \$ 178,646.97 |
| AMERICAN RESCUE GRANT | \$ 2,235,284.62 | \$ - | \$ 50,000.00 | \$ 8,555.69 | \$ 2,193,840.31 |
| TOTAL: TREAS FUND | \$ 10,144,199.12 | \$ 350,000.00 | \$ 50,000.00 | \$ 39,749.07 | \$ 10,483,948.19 |

| YEAR - TO - DATE INTEREST | BAL FORWARD | CURRENT INT. | BALANCE |
|---------------------------|---------------|--------------|---------------|
| | \$ 104,582.40 | \$ 39,749.07 | \$ 144,331.47 |

AVG. YEILD FOR JAN 2023 4.55% MKT VALU/SHARE \$ 1.00

**INVESTMENTS-TEX STAR
PATTY BRENNAN, COOKE COUNTY TREASURER
JANUARY 2023**

| ACCT NAME | BALANCE FORWARD | DEPOSITS | WITH-DRAWALS | CURRENT INTEREST | ENDING BALANCE |
|--------------------------|------------------------|------------------------|---------------------|---------------------|------------------------|
| GENERAL | \$ 2,120,424.53 | \$ 500,000.00 | \$ - | \$ 8,473.15 | \$ 2,628,897.68 |
| R & B -1 | \$ 309,849.94 | \$ 300,000.00 | \$ - | \$ 1,609.52 | \$ 611,459.46 |
| R & B -2 | \$ 51,283.49 | \$ 200,000.00 | \$ - | \$ 512.40 | \$ 251,795.89 |
| R & B -3 | \$ 290,935.81 | \$ 100,000.00 | \$ - | \$ 1,213.93 | \$ 392,149.74 |
| R & B -4 | \$ 382,026.88 | \$ 300,000.00 | \$ - | \$ 1,870.07 | \$ 683,896.95 |
| FM & L | \$ 239,163.21 | \$ - | \$ - | \$ 863.40 | \$ 240,026.61 |
| ADULT PROBATION | \$ 156,527.28 | \$ - | \$ - | \$ 565.08 | \$ 157,092.36 |
| PERM IMP | \$ 807,316.55 | \$ - | \$ - | \$ 2,914.53 | \$ 810,231.08 |
| CC LIBRARY | \$ 25,233.76 | \$ - | \$ - | \$ 91.07 | \$ 25,324.83 |
| COURTHOUSE SECURITY | \$ 99,712.40 | \$ - | \$ - | \$ 359.99 | \$ 100,072.39 |
| ARCHIVE FEES | \$ 67,766.06 | \$ - | \$ - | \$ 244.63 | \$ 68,010.69 |
| 2012 GO REFUNDING | \$ 101,509.44 | \$ 100,000.00 | \$ - | \$ 530.12 | \$ 202,039.56 |
| JAIL COMMISSARY | \$ 30,336.12 | \$ - | \$ - | \$ 109.54 | \$ 30,445.66 |
| HOTEL/MOTEL TAX | \$ 150,921.55 | \$ - | \$ - | \$ 544.83 | \$ 151,466.38 |
| AMERICAN RESCUE GRANT | \$ 2,231,278.13 | \$ - | \$ 50,000.00 | \$ 7,967.50 | \$ 2,189,245.63 |
| TOTAL: TREAS FUND | \$ 7,064,285.15 | \$ 1,500,000.00 | \$ 50,000.00 | \$ 27,869.76 | \$ 8,542,154.91 |

| YEAR - TO - DATE INTEREST | BAL FORWARD | CURRENT INT. | BALANCE |
|---------------------------|--------------|--------------|--------------|
| | \$ 61,318.10 | \$ 27,869.76 | \$ 89,187.86 |

AVG. YEILD FOR JAN 2023 4.25% MKT VALUE / SHARE \$ 1.00

INVESTMENTS-TEXPOOL
PATTY BRENNAN, COOKE COUNTY TREASURER
JANUARY 2023

| ACCT NAME | BALANCE FORWARD | DEPOSITS | WITH-DRAWALS | CURRENT INTEREST | ENDING BALANCE |
|--------------------------|------------------------|------------------------|---------------------|---------------------|------------------------|
| GENERAL | \$ 2,233,604.55 | \$ 500,000.00 | \$ - | \$ 8,872.87 | \$ 2,742,477.42 |
| R & B -1 | \$ 656,588.68 | \$ 50,000.00 | \$ - | \$ 2,448.97 | \$ 709,037.65 |
| R & B -2 | \$ 57,682.11 | \$ 200,000.00 | \$ - | \$ 536.45 | \$ 258,218.56 |
| R & B -3 | \$ 444,714.01 | \$ 100,000.00 | \$ - | \$ 1,767.34 | \$ 546,481.35 |
| R & B -4 | \$ 600,906.32 | \$ 100,000.00 | \$ - | \$ 2,330.36 | \$ 703,236.68 |
| FM & L | \$ 281,966.44 | \$ - | \$ - | \$ 1,016.43 | \$ 282,982.87 |
| STATE FUNDS | \$ 10,224.56 | \$ - | \$ - | \$ 36.91 | \$ 10,261.47 |
| REC PRESV | \$ 30,210.58 | \$ 20,000.00 | \$ - | \$ 141.76 | \$ 50,352.34 |
| ADULT PROB | \$ 207,217.83 | \$ - | \$ - | \$ 746.96 | \$ 207,964.79 |
| COURT REP | \$ 9,594.47 | \$ - | \$ - | \$ 34.57 | \$ 9,629.04 |
| PERM IMP | \$ 371,383.63 | \$ 200,000.00 | \$ - | \$ 1,667.27 | \$ 573,050.90 |
| LAW ENFORCEMENT ED | \$ 10,787.66 | \$ - | \$ - | \$ 38.85 | \$ 10,826.51 |
| JP-CH SECURITY | \$ 31,296.38 | \$ - | \$ - | \$ 112.80 | \$ 31,409.18 |
| DIST CLK RECORDS MGMT | \$ 16,188.94 | \$ - | \$ - | \$ 58.34 | \$ 16,247.28 |
| DIST CLK ARCHIVE | \$ 4,315.90 | \$ - | \$ - | \$ 15.55 | \$ 4,331.45 |
| LAW LIBRARY | \$ 118,981.89 | \$ - | \$ - | \$ 428.86 | \$ 119,410.75 |
| JP TECH | \$ 28,335.66 | \$ - | \$ - | \$ 102.14 | \$ 28,437.80 |
| C H SECURITY | \$ 79,640.81 | \$ - | \$ - | \$ 287.06 | \$ 79,927.87 |
| LIBRARY | \$ 25,661.42 | \$ - | \$ - | \$ 92.57 | \$ 25,753.99 |
| ARCHIVE | \$ 58,743.48 | \$ - | \$ - | \$ 211.78 | \$ 58,955.26 |
| DIST ATTY FORFEITURE | \$ 38,750.56 | \$ - | \$ - | \$ 139.66 | \$ 38,890.22 |
| SHERIFF FORFEITURE | \$ 31,248.24 | \$ - | \$ - | \$ 112.63 | \$ 31,360.87 |
| JAIL COMMISSARY | \$ 85,504.93 | \$ - | \$ - | \$ 308.20 | \$ 85,813.13 |
| 2004 GO-REFUNDING | \$ 152,916.26 | \$ 100,000.00 | \$ - | \$ 715.47 | \$ 253,631.73 |
| HOTEL/MOTEL TAX | \$ 273,334.68 | \$ - | \$ - | \$ 985.28 | \$ 274,319.96 |
| AMERICAN RESCUE GRANT | \$ 2,383,735.27 | \$ - | \$ 50,000.00 | \$ 8,504.82 | \$ 2,342,240.09 |
| TOTAL: TREAS FUND | \$ 8,243,535.26 | \$ 1,270,000.00 | \$ 50,000.00 | \$ 31,713.90 | \$ 9,495,249.16 |

| YEAR - TO - DATE INTEREST | BAL FORWARD: | CURRENT INT.: | BALANCE: |
|---------------------------|--------------|---------------|---------------|
| | \$ 76,023.96 | \$ 31,713.90 | \$ 107,737.86 |

AVG. YEILD FOR JAN 2023 4.24% MKT VALUE/ SHAR| \$ 1.00

Custody Holdings for Currency USD

| Security Receipt | Trade Date Settlement Date | Cost Basis | Par/Shares Original Face | Description Rate, Maturity | Principal Cost Market Value | Date Priced |
|--------------------------------|----------------------------|------------|--------------------------|-------------------------------|-----------------------------|-------------|
| 14042RQX2 | 04/27/2022 | 100.000000 | 246,000.00 | CAPITAL ONE NA CD | 246,000.00 | |
| 409001972 | 05/05/2022 | | .00 | 2.65, 05/06/2024 | 239,776.94 | 01/31/2023 |
| 14042TFT9 | 04/27/2022 | 100.000000 | 246,000.00 | CAPITAL ONE BANK USA NA CD | 246,000.00 | |
| 409001971 | 05/05/2022 | | .00 | 2.65, 05/06/2024 | 239,776.94 | 01/31/2023 |
| 3134GXCA0 | 11/30/2021 | 99.645700 | 1,000,000.00 | FEDERAL HOME LN MTG CORP | 996,457.00 | |
| 408000957 | 12/02/2021 | | .00 | .32, 11/24/2023 | 963,504.00 | 01/31/2023 |
| 91282CBX8 | 04/28/2021 | 100.000000 | 1,000,000.00 | UNITED STATES TREAS NOTE | 1,000,000.00 | |
| 286005501 | 04/30/2021 | | .00 | .125, 04/30/2023 | 988,884.00 | 01/31/2023 |
| 91282CDA6 | 03/16/2022 | 97.885500 | 2,000,000.00 | UNITED STATES TREAS NTS | 1,957,710.00 | |
| 409001431 | 03/18/2022 | | .00 | .25, 09/30/2023 | 1,941,328.00 | 01/31/2023 |
| Total USD Par | | | 4,492,000.00 | Total USD Cost | 4,446,167.00 | |
| Total USD Original Face | | | 4,492,000.00 | Total USD Market Value | 4,373,269.88 | |



PNC and PNC Bank are registered marks of The PNC Financial Services Group, Inc. (PNC).
PNC makes no representations as to the accuracy or completeness of the information herein.

C.D. INVESTMENTS

SIMMONS BANK

JANUARY 2023

| <u>C.D.#</u> | <u>PURCHASE DATE</u> | <u>AMOUNT</u> | <u>MAT. DATE</u> |
|-------------------------|----------------------|---------------|------------------|
| Library Liddell 2363 | Jan 17, 2021 | 7,500.00 | Jan 25, 2023 |
| Library Liddell 2389 | Jan 17, 2021 | 7,500.00 | Jan 25, 2023 |
| Library Rosenstein 5099 | Dec 12, 2020 | 11,000.00 | Dec 12, 2023 |
| Library Rosenstein 8294 | Mar 16, 2021 | 8,000.00 | Mar 24, 2024 |

INT. EARNED MONTHLY:

2-Liddell CD's @ 1.00%
Rosenstein #5099 CD @ 1.00%
Rosenstein #8294 CD @ .60%

Interest is deposited into the Treasurer's Fund. The 4 Library's CDs' interest is deposited quarterly.

THE FIRST STATE BANK

| <u>C.D.#</u> | <u>PURCHASE DATE</u> | <u>AMOUNT</u> | <u>MAT. DATE</u> |
|--------------|----------------------|---------------|------------------|
| GEN/7619049 | Dec 17, 2022 | 250,000.00 | March 17, 2024 |

INT. EARNED MONTHLY:

Gen CD @ 4.00

Interest accrues monthly and is deposited monthly with depository bank into the Treasurer's Fund



Pledge Security Listing

January 31, 2023

| ID | CUSTP | Description | Safekeeping Location | Safekeeping Receipt | Coupon | Maturity Date | Call Date | Moody | S&P | FRch | ASC 320 | Face Amount | Current Par | Current Book Value | Market Value | Gain(Loss) |
|-------------------------------|-----------|---------------|----------------------|---------------------|--------|---------------|-----------|-------|-----|------|---------|-------------------|-------------------|--------------------|--------------|------------|
| 4226 | 3138WDYL9 | FNMA # AS4314 | PHLB | | 2.50 | 01/01/2030 | | AAA | AA+ | AAA | HTM | 1,500,000 | 243,895.26 | 246,616.20 | 232,341.94 | 11,274.26 |
| Total for COOKE COUNTY | | | | | | | | | | | | 246,616.20 | 232,341.94 | (14,274.26) | | |

Although the information in this report has been obtained from sources believed to be reliable, its accuracy cannot be guaranteed.

PAGE 1 01/31/23 19:16:36
HOLDINGS BAPN032N
CC1 PROD

FEDERAL RESERVE BANK PLEDGEE

DISTRB PT J1
AS OF CLOSE OF BUSINESS 01-31-2023

PLEDGEE: COOKE COUNTY J7BM INSTITUTION ID: #J7BM
100 S. DIXON
RM. 106

GAINESVILLE TX 76240

HOLDER : 082900432 - SIMMONS PB AR

RESP FRB:H2

ACCOUNT: J7BM - *COOKE COUNTY

CUSIP #

BVF

PAR

BALANCE

BOOK VALUE

| | | | | |
|---------------|-------------|---------------|----------|--------------|
| 3133ELZB3 | 1.95 | FCOR 21-35 AN | 05-14-35 | 1.0000000000 |
| 10,000,000.00 | | 10,000,000.00 | | |
| 3133EL6C3 | 1.73 | FCOR 21-35 AX | 09-10-35 | 1.0000000000 |
| 990,000.00 | | 990,000.00 | | |
| 3133KLAL1 | FEPC 01.500 | CLRA4511 | 02-01-51 | 0.9524294600 |
| 2,614,672.00 | | 2,490,290.64 | | |
| 3138ESAM0 | FNAR XX.XXX | WSAL9911 | 09-01-39 | 0.2122870700 |
| 5,000,000.00 | | 1,061,435.35 | | |
| 3140QHPU3 | FNMS 02.000 | CICA9434 | 03-01-36 | 0.7645858300 |
| 5,275,000.00 | | 4,033,190.25 | | |
| | | | | SUBTOTAL: |
| 23,879,672.00 | | 18,574,916.24 | | |
| | | | | GRAND TOTAL: |
| 23,879,672.00 | | 18,574,916.24 | | |

PAGE 1 02/07/23 19:11:54
ACTIVITY BAPN032N
02/07/23 CC1 PROD

FEDERAL RESERVE BANK PLEDGEE

DISTRB PT J1
CYCLE DATE 02-07-2023

PLEDGEE: COOKE COUNTY J7BM INSTITUTION ID: #J7BM
100 S. DIXON
RM. 106

GAINESVILLE TX 76240

HOLDER : 082900432 - SIMMONS PB AR

RESP FRB:H2

ACCOUNT: J7BM - *COOKE COUNTY

CUSIP # TRANSACTION ID

PAR AMOUNT

CLOSING

PAR BAL BVF BOOK VALUE
3133EL6C3 1.73 FCOR 21-35 AX 09-10-35
1,240,000.00 1.0000000000 1,240,000.00
0207 QMGBA002 000482

250,000.00+

PAGE 1 02/10/23 19:12:04
ACTIVITY BAPN032N
02/10/23 CC1 PROD

FEDERAL RESERVE BANK PLEDGEE

DISTRB PT J1
CYCLE DATE 02-10-2023

PLEDGEE: COOKE COUNTY
100 S. DIXON
RM. 106
J7BM INSTITUTION ID: #J7BM

GAINESVILLE TX 76240

HOLDER : 082900432 - SIMMONS PB AR

RESP FRB:H2

ACCOUNT: J7BM - *COOKE COUNTY

CUSIP # TRANSACTION ID

PAR AMOUNT CLOSING

PAR BAL BVF BOOK VALUE

3133EL6C3 1.73 FCOR 21-35 AX 09-10-35

2,640,000.00 1.0000000000 2,640,000.00

0210 QMGBA001 000453

1,000,000.00+

PAGE 1 02/09/23 19:11:48
ACTIVITY BAPN032N
02/09/23 CC1 PROD

FEDERAL RESERVE BANK PLEDGEE

DISTRB PT J1
CYCLE DATE 02-09-2023

PLEDGEE: COOKE COUNTY J7BM INSTITUTION ID: #J7BM
100 S. DIXON
RM. 106

GAINESVILLE TX 76240

HOLDER : 082900432 - SIMMONS PB AR

RESP FRB:H2

ACCOUNT: J7BM - *COOKE COUNTY

CUSIP # TRANSACTION ID

PAR AMOUNT CLOSING

| PAR BAL | BVF | BOOK VALUE | |
|--------------|----------------------|---------------|-------------|
| 3133EL6C3 | 1.73 | FCOR 21-35 AX | 09-10-35 |
| 1,640,000.00 | 1.0000000000 | 1,640,000.00 | |
| | 0209 QMGBA002 000510 | | 400,000.00+ |

| FUND NAME | CHECKING ACCOUNT | CHECKING AMOUNT | TDOA ACCOUNT | TDOA AMOUNT | FUND TOTAL |
|--|------------------|-----------------|---|--|---------------|
| 2023 001 GENERAL | TREAS FUND | 5,670,912.38 | TEXPOOL LOGIC TEXSTAR T-BILLS CERT DEPOS | 2,742,477.42 3,740,010.70 2,628,897.68 3,959,373.43 742,000.00 | 19,483,671.61 |
| 2023 011 ROAD & BRIDGE 1 | TREAS FUND | 1,234,993.75 | TEXPOOL LOGIC TEXSTAR | 709,037.65 727,048.77 611,459.46 | 3,282,539.63 |
| 2023 012 ROAD & BRIDGE 2 | TREAS FUND | 1,163,989.38 | TEXPOOL LOGIC TEXSTAR | 258,218.56 133,009.72 251,795.89 | 1,807,013.55 |
| 2023 013 ROAD & BRIDGE 3 | TREAS FUND | 975,808.96 | TEXPOOL LOGIC TEXSTAR | 546,481.35 626,434.47 392,149.74 | 2,540,874.52 |
| 2023 014 ROAD & BRIDGE 4 | TREAS FUND | 1,314,221.85 | TEXPOOL LOGIC TEXSTAR | 703,236.68 850,071.60 683,896.95 | 3,551,427.08 |
| 2023 019 FM & LATERAL | TREAS FUND | 48,943.10 | TEXPOOL LOGIC TEXSTAR | 282,982.87 287,115.30 240,026.61 | 859,067.88 |
| 2023 020 TUPC | TREAS FUND | 38,791.79 | TEXPOOL LOGIC TEXSTAR | | 38,791.79 |
| 2023 021 JUVENILE PROB-ISP | TREAS FUND | | TEXPOOL LOGIC TEXSTAR | | |
| 2023 022 JUVENILE PROBATION | TREAS FUND | 49,419.72 | TEXPOOL LOGIC | | 49,419.72 |
| 2023 023 JUVENILE PROB. IV-E | TREAS FUND | 107.66 | TEXPOOL LOGIC TEXSTAR | | 107.66 |
| 2023 024 JUVENILE DELINQUENCY PREVENTN | TREAS FUND | 25,933.84 | TEXPOOL LOGIC TEXSTAR | | 25,933.84 |
| 2023 028 ADULT PROBATION | TREAS FUND | 27,674.69 | TEXPOOL LOGIC | 207,964.79 193,131.36 157,092.36 | 585,863.20 |
| 2023 029 COMMUNITY CORRECTIONS | TREAS FUND | 6,921.05 | TEXPOOL LOGIC | | 6,921.05 |
| 2023 031 CONTRACT ELECTIONS | TREAS FUND | 22,942.91 | TEXPOOL LOGIC | | 22,942.91 |
| 2023 032 DISTRICT CLERK PRESERVATION | TREAS FUND | 4,791.14 | TEXPOOL LOGIC | | 4,791.14 |

COMBINED STATEMENT OF CASH POSITION FOR JANUARY

| FUND NAME | CHECKING ACCOUNT | CHECKING AMOUNT | TDOA ACCOUNT | TDOA AMOUNT | FUND TOTAL |
|--|------------------|-----------------|---------------|-------------|--------------|
| 2023 033 COUNTY/DISTRICT TECHNOLOGY | TREAS FUND | 11,883.21 | TEXPOOL LOGIC | | 11,883.21 |
| 2023 034 COURT REPORTER | TREAS FUND | 17,715.82 | TEXPOOL LOGIC | 9,629.04 | 27,344.86 |
| 2023 035 PERMANENT IMPROVEMENT | TREAS FUND | 428,575.60 | TEXPOOL LOGIC | 573,050.90 | 1,001,626.50 |
| | | | TEXSTAR | 810,231.08 | 2,567,378.18 |
| | | | STONE | | |
| 2023 037 LAW ENFORCEMENT ED | TREAS FUND | 3,399.24 | TEXPOOL LOGIC | 10,826.51 | 14,225.75 |
| | | | TEXSTAR | | |
| 2023 038 JP TECH | TREAS FUND | 13,142.22 | TEXPOOL LOGIC | 28,437.80 | 41,580.02 |
| | | | TEXSTAR | | |
| 2023 040 LAW LIBRARY | TREAS FUND | 24,364.38 | TEXPOOL LOGIC | 119,410.75 | 216,626.32 |
| | | | TEXSTAR | 72,851.19 | |
| 2023 041 CC LIBRARY FUND | TREAS FUND | 17,700.24 | TEXPOOL LOGIC | 25,753.99 | 94,132.47 |
| | | | TEXSTAR | 25,324.83 | |
| 2023 042 CC HISTORICAL COMM. | TREAS FUND | 2,588.68 | TEXPOOL LOGIC | 31,409.18 | 2,588.68 |
| | | | TEXSTAR | | |
| 2023 043 JP COURTHOUSE SECURITY | TREAS FUND | 22,780.57 | TEXPOOL LOGIC | 54,189.75 | |
| | | | TEXSTAR | | |
| 2023 044 COURTHOUSE SECURITY | TREAS FUND | 37,535.89 | TEXPOOL LOGIC | 79,927.87 | 312,368.39 |
| | | | TEXSTAR | 100,072.39 | |
| 2023 046 CHAPTER 19 | TREAS FUND | 3,097.87 | TEXPOOL LOGIC | 3,097.87 | |
| | | | TEXSTAR | | |
| 2023 047 CC RECORDS MANAGEMENT | TREAS FUND | 17,534.09 | TEXPOOL LOGIC | 17,534.09 | |
| | | | TEXSTAR | | |
| 2023 048 COUNTY RECORDS MANAGEMENT | TREAS FUND | 7,060.33 | TEXPOOL LOGIC | 21,309.22 | 28,369.55 |
| | | | TEXSTAR | | |
| 2023 049 CC RECORDS PRESERVATION | TREAS FUND | 48,436.32 | TEXPOOL LOGIC | 50,352.34 | 98,788.66 |
| | | | TEXSTAR | | |
| 2023 050 DIST CLERK RECORDS MANAGEMENT | TREAS FUND | 35,583.74 | TEXPOOL LOGIC | 16,247.28 | 51,831.02 |
| | | | TEXSTAR | | |

| DATE | FUND NAME | CHECKING ACCOUNT | CHECKING AMOUNT | TDOA ACCOUNT | TDOA AMOUNT | FUND TOTAL |
|----------|-----------------------------------|------------------|-----------------|---------------|--------------|--------------|
| 2023 051 | DISTRICT CLERK ARCHIVE | TREAS FUND | 29,186.01 | TEXPOOL LOGIC | 4,331.45 | 33,517.46 |
| 2023 052 | COUNTY CLERK ARCHIVE FEE | TREAS FUND | 38,006.05 | TEXPOOL LOGIC | 58,955.26 | 243,054.58 |
| 2023 053 | CA CHECK COLLECTING | TREAS FUND | 446.18 | TEXPOOL LOGIC | 78,082.58 | 243,054.58 |
| 2023 054 | DA CHECK COLLECTING | TREAS FUND | 300.34 | TEXSTAR | 68,010.69 | 243,054.58 |
| 2023 056 | DISTRICT ATTY FORFEITURE | TREAS FUND | 11,264.61 | TEXPOOL LOGIC | 38,890.22 | 92,387.20 |
| 2023 057 | D A SEIZURE FUND | TREAS FUND | 77,096.90 | TEXSTAR | 42,232.37 | 92,387.20 |
| 2023 058 | SHERIFF FORFEITURE | TREAS FUND | 90,877.71 | TEXPOOL LOGIC | 31,360.87 | 77,096.90 |
| 2023 059 | JAIL COMMISSARY | TREAS FUND | 44,891.87 | TEXSTAR | 27,190.79 | 149,429.37 |
| 2023 061 | GO REFUNDING DEBT SERVITREAS FUND | TREAS FUND | 536,947.18 | TEXPOOL LOGIC | 85,813.13 | 191,635.49 |
| 2023 088 | STATE FEES | TREAS FUND | 26,093.42 | TEXSTAR | 30,484.83 | 191,635.49 |
| 2023 090 | OFFICER'S TRUST | TREAS FUND | 1,358.57 | TEXSTAR | 30,445.66 | 191,635.49 |
| 2023 091 | LIBRARY TRUST - LIDDELL | TREAS FUND | 176.26 | CERT DEPOS | 15,000.00 | 16,358.57 |
| 2023 092 | LIBRARY TRUST - ROSENSTEIN | TREAS FUND | 5,637.191.75 | CERT DEPOS | 19,000.00 | 19,176.26 |
| 2023 100 | CHILD ABUSE PREVENTION FUND | TREAS FUND | 500.21 | TEXPOOL | 5,637.191.75 | 5,637.191.75 |
| 2023 101 | PRETRIAL DIVERSION | TREAS FUND | 16,620.03 | TEXPOOL | 500.21 | 500.21 |
| 2023 102 | HOTEL OCCUPANCY TAX FUND | TREAS FUND | 41,352.97 | TEXPOOL LOGIC | 274,319.96 | 16,620.03 |
| 2023 103 | HAVA GRANT FUND | TREAS FUND | 10,291.17- | TEXSTAR | 178,646.97 | 16,620.03 |
| 2023 104 | AMERICAN RESCUE PROG GRANT | TREAS FUND | 2,342,240.09 | TEXSTAR | 151,466.38 | 645,786.28 |
| | | | 2,193,840.31 | | | |

DATE 02/21/2023 TIME 08:58

COMBINED STATEMENT OF CASH POSITION FOR JANUARY

| FUND NAME | CHECKING ACCOUNT | CHECKING AMOUNT | TDOA ACCOUNT | TDOA AMOUNT | FUND TOTAL |
|-----------------------------|------------------|-----------------|--------------|--------------|--------------|
| 2023 105 JUNIOR EMS PROGRAM | | | TEXSTAR | 2,189,245.63 | 6,715,034.86 |
| 2023 106 PAUPERS CEMETERY | | | | | |

TOTAL 17,803,091.29 33,256,725.69 51,059,816.98

CHECK ACCOUNT

| | |
|------------------------------|---------------|
| ACCOUNT BALANCE - TREAS FUND | 12,165,899.54 |
| ACCOUNT BALANCE - PAYROLL | 5,637,191.75 |

TOTAL 17,803,091.29

TDOA ACCOUNT

| | |
|------------------------------|---------------|
| ACCOUNT BALANCE - TEXPOOL | 9,495,249.16 |
| ACCOUNT BALANCE - LOGIC | 10,483,948.19 |
| ACCOUNT BALANCE - TEXSTAR | 8,542,154.91 |
| ACCOUNT BALANCE - T-BILLS | 3,959,373.43 |
| ACCOUNT BALANCE - CERT DEPOS | 776,000.00 |

TOTAL 33,256,725.69

| ACCOUNT NAME | BEGINNING CASH BALANCE | CASH RECEIPTS | CASH DISBURSEMENTS | ENDING CASH BALANCE |
|------------------------------|------------------------|---------------|--------------------|---------------------|
| 2023 001 GENERAL | 942,778.79 | 6,082,566.52 | 1,354,432.93- | 5,670,912.38 |
| CASH - GENERAL FUND | 2,426.50 | .00 | .00 | 2,426.50 |
| CASH ON HAND | 2,233,604.55 | 508,872.87 | .00 | 2,742,477.42 |
| CASH INVESTED - TEXPOOL | 3,725,604.98 | 14,405.72 | .00 | 3,740,010.70 |
| CASH INVESTED - LOGIC | 2,120,424.53 | 508,473.15 | .00 | 2,628,897.68 |
| CASH INVESTED - TEXSTAR | .00 | .00 | .00 | .00 |
| CASH INVESTED - STONE CASTLE | .00 | .00 | .00 | .00 |
| T-BILLS - INVESTMENTS | 3,959,373.43 | .00 | .00 | 3,959,373.43 |
| CASH INVESTMENT-CD | 742,000.00 | .00 | .00 | 742,000.00 |
| FUND TOTALS | 13,726,212.78 | 7,114,318.26 | 1,354,432.93- | 19,486,098.11 |
| 2023 011 ROAD & BRIDGE 1 | 378,172.74 | 936,243.92 | 79,422.91- | 1,234,993.75 |
| CASH - ROAD & BRIDGE # 1 | 656,588.68 | 52,448.97 | .00 | 709,037.65 |
| CASH INVESTED - TEXPOOL | 674,353.37 | 52,694.97 | .00 | 727,048.77 |
| CASH INVESTED - LOGIC | 309,849.94 | 301,609.52 | .00 | 611,459.46 |
| CASH INVESTED - TEXSTAR | .00 | .00 | .00 | .00 |
| T-BILL INVESTMENTS | 2,018,965.16 | 1,342,997.38 | 79,422.91- | 3,282,539.63 |
| FUND TOTALS | | | | |
| 2023 012 ROAD & BRIDGE 2 | 373,894.72 | 863,985.35 | 73,890.69- | 1,163,989.38 |
| CASH - ROAD & BRIDGE # 2 | 57,682.11 | 200,536.45 | .00 | 258,218.56 |
| CASH INVESTED - TEXPOOL | 32,708.37 | 100,301.35 | .00 | 133,009.72 |
| CASH INVESTED - LOGIC | 51,283.49 | 200,512.40 | .00 | 251,795.89 |
| CASH INVESTED - TEXSTAR | .00 | .00 | .00 | .00 |
| T-BILL INVESTMENTS | 515,568.69 | 1,365,335.55 | 73,890.69- | 1,807,013.55 |
| FUND TOTALS | | | | |
| 2023 013 ROAD & BRIDGE 3 | 266,949.33 | 863,661.79 | 154,802.16- | 975,808.96 |
| CASH - ROAD & BRIDGE # 3 | 444,714.01 | 101,767.34 | .00 | 546,481.35 |
| CASH INVESTED - TEXPOOL | 624,021.58 | 2,412.89 | .00 | 626,434.47 |
| CASH INVESTED - LOGIC | 290,935.81 | 101,213.93 | .00 | 392,149.74 |
| CASH INVESTED - TEXSTAR | .00 | .00 | .00 | .00 |
| T-BILL INVESTMENTS | 1,626,620.73 | 1,069,055.95 | 154,802.16- | 2,540,874.52 |
| FUND TOTALS | | | | |
| 2023 014 ROAD & BRIDGE 4 | 449,457.46 | 940,380.83 | 75,616.44- | 1,314,221.85 |
| CASH - ROAD & BRIDGE # 4 | 600,906.32 | 102,330.36 | .00 | 703,236.68 |
| CASH INVESTED - TEXPOOL | 747,008.26 | 103,063.34 | .00 | 850,071.60 |
| CASH INVESTED - LOGIC | 382,026.88 | 301,870.07 | .00 | 683,896.95 |
| CASH INVESTED - TEXSTAR | .00 | .00 | .00 | .00 |
| T-BILL INVESTMENTS | 2,179,398.92 | 1,447,644.60 | 75,616.44- | 3,551,427.08 |
| FUND TOTALS | | | | |
| 2023 019 FM & LATERAL | 46,201.13 | 2,741.97 | .00 | 48,943.10 |
| CASH - F M & LATERAL | 281,966.44 | 1,016.43 | .00 | 282,982.87 |
| CASH INVESTED | 286,009.38 | 1,105.92 | .00 | 287,115.30 |
| CASH INVESTED - LOGIC | 239,163.21 | 863.40 | .00 | 240,026.61 |
| CASH INVESTED - TEXSTAR | .00 | .00 | .00 | .00 |
| T-BILL INVESTMENT | 853,340.16 | 5,727.72 | .00 | 859,067.88 |
| FUND TOTALS | | | | |
| 2023 020 TJPIC | 12,251.75 | 48,378.00 | 21,837.96- | 38,791.79 |
| CASH - T.J.P.C. | .00 | .00 | .00 | .00 |
| CASH INVESTED | .00 | .00 | .00 | .00 |
| CASH INVESTED - LOGIC | .00 | .00 | .00 | .00 |
| CASH INVESTED - TEXSTAR | .00 | .00 | .00 | .00 |

| ACCOUNT NAME | BEGINNING CASH BALANCE | CASH RECEIPTS | CASH DISBURSEMENTS | ENDING CASH BALANCE |
|--|------------------------|---------------|--------------------|---------------------|
| 2023 021 JUVENILE PROB-ISP | 12,251.75 | 48,378.00 | 21,837.96 | 38,791.79 |
| CASH - JUVENILE PROBATION | .00 | .00 | .00 | .00 |
| INVESTMENTS | .00 | .00 | .00 | .00 |
| CASH INVESTED - LOGIC | .00 | .00 | .00 | .00 |
| CASH INVESTED - TEXSTAR | .00 | .00 | .00 | .00 |
| FUND TOTALS | .00 | .00 | .00 | .00 |
| 2023 022 JUVENILE PROBATION | 49,093.30 | 326.42 | .00 | 49,419.72 |
| CASH - JUV. PROB. DIV | .00 | .00 | .00 | .00 |
| INVESTMENTS | .00 | .00 | .00 | .00 |
| FUND TOTALS | 49,093.30 | 326.42 | .00 | 49,419.72 |
| 2023 023 JUVENILE PROB. IV-E | 107.43 | .23 | .00 | 107.66 |
| CASH - IV-E | .00 | .00 | .00 | .00 |
| CASH INVESTED - LOGIC | .00 | .00 | .00 | .00 |
| CASH INVESTED - TEXSTAR | .00 | .00 | .00 | .00 |
| FUND TOTALS | 107.43 | .23 | .00 | 107.66 |
| 2023 024 JUVENILE DELINQUENCY PREVENTN | 25,878.86 | 54.98 | .00 | 25,933.84 |
| CASH - JUVENILE DELINQUENCY PR | .00 | .00 | .00 | .00 |
| INVESTMENTS | .00 | .00 | .00 | .00 |
| CASH INVESTED - LOGIC | .00 | .00 | .00 | .00 |
| CASH INVESTED - TEXSTAR | .00 | .00 | .00 | .00 |
| FUND TOTALS | 25,878.86 | 54.98 | .00 | 25,933.84 |
| 2023 028 ADULT PROBATION | 22,852.48 | 34,478.93 | 29,656.72 | 27,674.69 |
| CASH - ADULT PROBATION | 75.00 | .00 | .00 | 75.00 |
| CASH ON HAND | 207,217.83 | 746.96 | .00 | 207,964.79 |
| CASH INVESTED - TEXPOOL | 192,387.44 | 743.92 | .00 | 193,131.36 |
| CASH INVESTED - LOGIC | 156,527.28 | 565.08 | .00 | 157,092.36 |
| CASH INVESTED - TEXSTAR | 579,060.03 | 36,534.89 | 29,656.72 | 585,938.20 |
| FUND TOTALS | 11,287.74 | .00 | 4,366.69 | 6,921.05 |
| 2023 029 COMMUNITY CORRECTIONS | 11,287.74 | .00 | 4,366.69 | 6,921.05 |
| CASH - COMMUNITY CORRECTI | .00 | .00 | .00 | .00 |
| INVESTMENTS | .00 | .00 | .00 | .00 |
| CASH INVESTED - LOGIC | .00 | .00 | .00 | .00 |
| FUND TOTALS | 11,287.74 | .00 | 4,366.69 | 6,921.05 |
| 2023 031 CONTRACT ELECTIONS | 22,892.86 | 50.05 | .00 | 22,942.91 |
| CASH - CONTRACT ELECTIONS | .00 | .00 | .00 | .00 |
| CASH INVESTED - TEXPOOL | .00 | .00 | .00 | .00 |
| CASH INVESTED - LOGIC | .00 | .00 | .00 | .00 |
| FUND TOTALS | 22,892.86 | 50.05 | .00 | 22,942.91 |
| 2023 032 DISTRICT CLERK PRESERVATION | 3,872.78 | 50.00 | 968.36 | 4,791.14 |
| CASH - DISTRICT CLERK PRESVATI | .00 | .00 | .00 | .00 |
| INVESTMENTS | .00 | .00 | .00 | .00 |
| CASH INVESTED - LOGIC | .00 | .00 | .00 | .00 |
| CASH INVESTED - TEXSTAR | .00 | .00 | .00 | .00 |
| FUND TOTALS | 3,872.78 | 50.00 | 968.36 | 4,791.14 |
| 2023 033 COUNTY/DISTRICT TECHNOLOGY FUNN | 11,838.11 | 45.10 | .00 | 11,883.21 |
| CASH - COUNTY/DISTRICT TECH | | | | |

| ACCOUNT NAME | BEGINNING CASH BALANCE | CASH RECEIPTS | CASH DISBURSEMENTS | ENDING CASH BALANCE |
|-------------------------|------------------------|---------------|--------------------|---------------------|
| INVESTMENTS | .00 | .00 | .00 | .00 |
| CASH INVESTED - LOGIC | .00 | .00 | .00 | .00 |
| CASH INVESTED - TEXSTAR | .00 | .00 | .00 | .00 |
| FUND TOTALS | 11,838.11 | 45.10 | .00 | 11,883.21 |

| | | | | |
|----------------------------|-----------|----------|-----|-----------|
| 2023 034 COURT REPORTER | | | | |
| CASH - COURT REPORTER FUND | 16,266.05 | 1,449.77 | .00 | 17,715.82 |
| INVESTMENTS | 9,594.47 | 34.57 | .00 | 9,629.04 |
| CASH INVESTED - LOGIC | .00 | .00 | .00 | .00 |
| CASH INVESTED - TEXSTAR | .00 | .00 | .00 | .00 |
| FUND TOTALS | 25,860.52 | 1,484.34 | .00 | 27,344.86 |

| | | | | |
|--------------------------------|--------------|------------|------------|--------------|
| 2023 035 PERMANENT IMPROVEMENT | | | | |
| CASH - PERMANENT IMPROVEMENT | 165,637.98 | 276,187.62 | 13,250.00- | 428,575.60 |
| CASH INVESTED - TEXPOOL | 371,383.63 | 201,667.27 | .00 | 573,050.90 |
| CASH INVESTED - LOGIC | 752,610.50 | 2,910.10 | .00 | 755,520.60 |
| CASH INVESTED - TEXSTAR | 807,316.55 | 2,914.53 | .00 | 810,231.08 |
| STONE CASTLE | .00 | .00 | .00 | .00 |
| T-BILL INVESTMENTS | .00 | .00 | .00 | .00 |
| FUND TOTALS | 2,096,948.66 | 483,679.52 | 13,250.00- | 2,567,378.18 |

| | | | | |
|-----------------------------|-----------|-------|---------|-----------|
| 2023 037 LAW ENFORCEMENT ED | | | | |
| CASH - LAW ENFORCEMENT ED | 4,185.56 | 8.68 | 795.00- | 3,399.24 |
| CASH INVESTED - LOGIC | 10,787.66 | 38.85 | .00 | 10,826.51 |
| CASH INVESTED - TEXSTAR | .00 | .00 | .00 | .00 |
| FUND TOTALS | 14,973.22 | 47.53 | 795.00- | 14,225.75 |

| | | | | |
|-------------------------|-----------|--------|-----------|-----------|
| 2023 038 JP TECH | | | | |
| CASH - J P TECH FUND | 15,880.10 | 89.87 | 2,827.75- | 13,142.22 |
| INVESTMENTS | 28,335.66 | 102.14 | .00 | 28,437.80 |
| CASH INVESTED - LOGIC | .00 | .00 | .00 | .00 |
| CASH INVESTED - TEXSTAR | .00 | .00 | .00 | .00 |
| FUND TOTALS | 44,215.76 | 192.01 | 2,827.75- | 41,580.02 |

| | | | | |
|-------------------------|------------|----------|---------|------------|
| 2023 040 LAW LIBRARY | | | | |
| CASH - LAW LIBRARY | 22,914.78 | 2,008.74 | 559.14- | 24,364.38 |
| CASH INVESTED | 118,981.89 | 428.86 | .00 | 119,410.75 |
| CASH INVESTED - LOGIC | 72,570.57 | 280.62 | .00 | 72,851.19 |
| CASH INVESTED - TEXSTAR | .00 | .00 | .00 | .00 |
| FUND TOTALS | 214,467.24 | 2,718.22 | 559.14- | 216,626.32 |

| | | | | |
|---------------------------|-----------|----------|-----------|-----------|
| 2023 041 CC LIBRARY FUND | | | | |
| CASH - COOKE COUNTY LIBRA | 16,888.94 | 1,815.07 | 1,003.77- | 17,700.24 |
| CASH INVESTED | 25,661.42 | 92.57 | .00 | 25,753.99 |
| CASH INVESTED - LOGIC | 25,255.77 | 97.64 | .00 | 25,353.41 |
| CASH INVESTED - TEXSTAR | 25,233.76 | 91.07 | .00 | 25,324.83 |
| T-BILL INVESTMENTS | .00 | .00 | .00 | .00 |
| FUND TOTALS | 93,039.89 | 2,096.35 | 1,003.77- | 94,132.47 |

| | | | | |
|------------------------------|----------|------|-----|----------|
| 2023 042 CC HISTORICAL COMM. | | | | |
| CASH - COOKE CO. HISTORIC | 2,583.04 | 5.64 | .00 | 2,588.68 |
| FUND TOTALS | 2,583.04 | 5.64 | .00 | 2,588.68 |

| | | | | |
|---------------------------------|-----------|--------|-----|-----------|
| 2023 043 JP COURTHOUSE SECURITY | | | | |
| CASH - JP COURTHOUSE SECURITY | 22,717.92 | 62.65 | .00 | 22,780.57 |
| CASH INVESTED | 31,296.38 | 112.80 | .00 | 31,409.18 |

| ACCOUNT NAME | BEGINNING CASH BALANCE | CASH RECEIPTS | CASH DISBURSEMENTS | ENDING CASH BALANCE |
|--|------------------------|---------------|--------------------|---------------------|
| 2023 044 COURTHOUSE SECURITY | | | | |
| CASH - COURTHOUSE SECURITY | 35,625.54 | 1,910.35 | .00 | 37,535.89 |
| CASH INVESTED | 79,640.81 | 287.06 | .00 | 79,927.87 |
| CASH INVESTED - LOGIC | 94,466.97 | 365.27 | .00 | 94,832.24 |
| CASH INVESTED - TEXSTAR | 99,712.40 | 359.99 | .00 | 100,072.39 |
| FUND TOTALS | 309,445.72 | 2,922.67 | .00 | 312,368.39 |
| 2023 046 CHAPTER 19 | | | | |
| CASH - CHAPTER 19 | 266.11- | 319.34 | 3,151.10- | 3,097.87- |
| INVESTMENTS | .00 | .00 | .00 | .00 |
| FUND TOTALS | 266.11- | 319.34 | 3,151.10- | 3,097.87- |
| 2023 047 CC RECORDS MANAGEMENT | | | | |
| CASH - CC RECORDS MANAGEMENT | 16,932.77 | 601.32 | .00 | 17,534.09 |
| INVESTMENTS - TEXPOOL | .00 | .00 | .00 | .00 |
| FUND TOTALS | 16,932.77 | 601.32 | .00 | 17,534.09 |
| 2023 048 COUNTY RECORDS MANAGEMENT | | | | |
| CASH - RECORDS MANAGEMENT | 6,898.34 | 161.99 | .00 | 7,060.33 |
| CASH INVESTED - TEXPOOL | .00 | .00 | .00 | .00 |
| CASH INVESTED - LOGIC | 21,227.16 | 82.06 | .00 | 21,309.22 |
| CASH INVESTED - TEXSTAR | 28,125.50 | 244.05 | .00 | 28,369.55 |
| FUND TOTALS | 71,915.86 | 26,872.80 | .00 | 98,788.66 |
| 2023 049 CC RECORDS PRESERVATION | | | | |
| CASH - RECORDS PRESERVATION | 41,705.28 | 6,731.04 | .00 | 48,436.32 |
| CASH INVESTED - TEXPOOL | 30,210.58 | 20,141.76 | .00 | 50,352.34 |
| CASH INVESTED - LOGIC | .00 | .00 | .00 | .00 |
| CASH INVESTED - TEXSTAR | .00 | .00 | .00 | .00 |
| FUND TOTALS | 71,915.86 | 26,872.80 | .00 | 98,788.66 |
| 2023 050 DIST CLERK RECORDS MANAGEMENT | | | | |
| CASH - D C RECORDS MANAGEMENT | 34,407.87 | 1,175.87 | .00 | 35,583.74 |
| CASH INVESTED | 16,188.94 | 58.34 | .00 | 16,247.28 |
| CASH INVESTED - LOGIC | .00 | .00 | .00 | .00 |
| CASH INVESTED - TEXSTAR | .00 | .00 | .00 | .00 |
| FUND TOTALS | 50,596.81 | 1,234.21 | .00 | 51,831.02 |
| 2023 051 DISTRICT CLERK ARCHIVE | | | | |
| DISTRICT CLERK ARCHIVE | 29,072.37 | 113.64 | .00 | 29,186.01 |
| INVESTMENTS | 4,315.90 | 15.55 | .00 | 4,331.45 |
| CASH INVESTED - LOGIC | .00 | .00 | .00 | .00 |
| CASH INVESTED - TEXSTAR | .00 | .00 | .00 | .00 |
| FUND TOTALS | 33,388.27 | 129.19 | .00 | 33,517.46 |
| 2023 052 COUNTY CLERK ARCHIVE FEE | | | | |
| CASH - RECORDS ARCHIVE | 31,725.94 | 6,280.11 | .00 | 38,006.05 |
| INVESTMENTS | 58,743.48 | 211.78 | .00 | 58,955.26 |
| CASH INVESTED - LOGIC | 77,781.81 | 300.77 | .00 | 78,082.58 |
| CASH INVESTED - TEXSTAR | 67,766.06 | 244.63 | .00 | 68,010.69 |
| FUND TOTALS | 236,017.29 | 7,037.29 | .00 | 243,054.58 |
| 2023 053 CA CHECK COLLECTING | | | | |
| CASH - CHECK COLLECTING & | 446.18 | .00 | .00 | 446.18 |

| ACCOUNT NAME | BEGINNING CASH BALANCE | CASH RECEIPTS | CASH DISBURSEMENTS | ENDING CASH BALANCE |
|-------------------------|------------------------|---------------|--------------------|---------------------|
| CASH INVESTED - LOGIC | .00 | .00 | .00 | .00 |
| CASH INVESTED - TEXSTAR | .00 | .00 | .00 | .00 |
| FUND TOTALS | 446.18 | .00 | .00 | 446.18 |

| | | | | |
|------------------------------|--------|-----|-----|--------|
| 2023 054 DA CHECK COLLECTING | 300.34 | .00 | .00 | 300.34 |
| CASH INVESTED | .00 | .00 | .00 | .00 |
| FUND TOTALS | 300.34 | .00 | .00 | 300.34 |

| | | | | |
|-----------------------------------|-----------|--------|-----------|-----------|
| 2023 056 DISTRICT ATTY FORFEITURE | 12,258.45 | 25.15 | 1,018.99- | 11,264.61 |
| CASH - D.A. FORFEITURE FU | 38,750.56 | 139.66 | .00 | 38,890.22 |
| CASH INVESTED - TEXPOOL | 42,069.71 | 162.66 | .00 | 42,232.37 |
| CASH INVESTED - LOGIC | .00 | .00 | .00 | .00 |
| CASH INVESTED - TEXSTAR | .00 | .00 | .00 | .00 |
| FUND TOTALS | 93,078.72 | 327.47 | 1,018.99- | 92,387.20 |

| | | | | |
|---------------------------|-----------|----------|-----|-----------|
| 2023 057 D A SEIZURE FUND | 76,095.90 | 1,001.00 | .00 | 77,096.90 |
| CASH - SEIZURE-LAW | .00 | .00 | .00 | .00 |
| INVESTMENTS | 76,095.90 | 1,001.00 | .00 | 77,096.90 |
| FUND TOTALS | 76,095.90 | 1,001.00 | .00 | 77,096.90 |

| | | | | |
|-----------------------------|------------|--------|--------|------------|
| 2023 058 SHERIFF FORFEITURE | 90,729.45 | 190.07 | 41.81- | 90,877.71 |
| CASH - SHERIFF FORFEITURE | 31,248.24 | 112.63 | .00 | 31,360.87 |
| INVESTMENTS | 27,086.06 | 104.73 | .00 | 27,190.79 |
| CASH INVESTED - LOGIC | .00 | .00 | .00 | .00 |
| CASH INVESTED - TEXSTAR | .00 | .00 | .00 | .00 |
| FUND TOTALS | 149,063.75 | 407.43 | 41.81- | 149,429.37 |

| | | | | |
|--------------------------|------------|----------|---------|------------|
| 2023 059 JAIL COMMISSARY | 42,437.07 | 2,847.09 | 392.29- | 44,891.87 |
| CASH - JAIL COMMISSARY | 85,504.93 | 308.20 | .00 | 85,813.13 |
| CASH INVESTED - TEXPOOL | 30,367.39 | 117.44 | .00 | 30,484.83 |
| CASH INVESTED - LOGIC | 30,336.12 | 109.54 | .00 | 30,445.66 |
| CASH INVESTED - TEXSTAR | 188,645.51 | 3,382.27 | 392.29- | 191,635.49 |
| FUND TOTALS | 188,645.51 | 3,382.27 | 392.29- | 191,635.49 |

| | | | | |
|---|------------|------------|-----|--------------|
| 2023 061 2004 GO REFUNDING DEBT SERVICE | 204,147.83 | 332,799.35 | .00 | 536,947.18 |
| CASH - 2004 GO REFUNDING D/S | 152,916.26 | 100,715.47 | .00 | 253,631.73 |
| CASH INVESTED - TEXPOOL | 305,425.89 | 101,355.87 | .00 | 406,781.76 |
| CASH INVESTED - LOGIC | 101,509.44 | 100,530.12 | .00 | 202,039.56 |
| CASH INVESTED - TEXSTAR | .00 | .00 | .00 | .00 |
| T-BILL INVESTMENTS | 763,999.42 | 635,400.81 | .00 | 1,399,400.23 |
| FUND TOTALS | 763,999.42 | 635,400.81 | .00 | 1,399,400.23 |

| | | | | |
|-------------------------|-----------|-----------|------------|-----------|
| 2023 088 STATE FEES | 81,897.37 | 36,617.49 | 92,421.44- | 26,093.42 |
| CASH - STATE FEES | 10,224.56 | 36.91 | .00 | 10,261.47 |
| CASH INVESTED | .00 | .00 | .00 | .00 |
| CASH INVESTED - LOGIC | .00 | .00 | .00 | .00 |
| CASH INVESTED - TEXSTAR | .00 | .00 | .00 | .00 |
| FUND TOTALS | 92,121.93 | 36,654.40 | 92,421.44- | 36,354.89 |

| | | | | |
|--------------------------|-----|-----|-----|-----|
| 2023 090 OFFICER'S TRUST | .00 | .00 | .00 | .00 |
| CASH-OFFICERS TRUST | .00 | .00 | .00 | .00 |
| CASH INVESTED | .00 | .00 | .00 | .00 |
| CASH INVESTED - LOGIC | .00 | .00 | .00 | .00 |
| FUND TOTALS | .00 | .00 | .00 | .00 |

| | | | | |
|----------------------------------|----------|-------|-----|----------|
| 2023 091 LIBRARY TRUST - LIDDELL | 1,317.88 | 40.69 | .00 | 1,358.57 |
| CASH-LIBRARY TRUST/LIDDELL | | | | |

| ACCOUNT NAME | BEGINNING CASH BALANCE | CASH RECEIPTS | CASH DISBURSEMENTS | ENDING CASH BALANCE |
|--------------------------------------|------------------------|---------------|--------------------|---------------------|
| 2023 092 LIBRARY TRUST - ROSENSTEIN | | | | |
| CD INVESTMENT | 15,000.00 | .00 | .00 | 15,000.00 |
| FUND TOTALS | 16,317.88 | 40.69 | .00 | 16,358.57 |
| 2023 098 PAYROLL CLEARING | | | | |
| CASH - PAYROLL CLEARING | 175.89 | .37 | .00 | 176.26 |
| CD INVESTMENT | 19,000.00 | .00 | .00 | 19,000.00 |
| FUND TOTALS | 19,175.89 | .37 | .00 | 19,176.26 |
| 2023 100 CHILD ABUSE PREVENTION FUND | | | | |
| CASH - CHILD ABUSE PREVENTION | 499.13 | 1.08 | .00 | 500.21 |
| CASH INVESTED | .00 | .00 | .00 | .00 |
| FUND TOTALS | 499.13 | 1.08 | .00 | 500.21 |
| 2023 101 PRETRIAL DIVERSION | | | | |
| CASH - PRETRIAL DIVERSION | 16,120.03 | 500.00 | .00 | 16,620.03 |
| CASH INVESTED | .00 | .00 | .00 | .00 |
| FUND TOTALS | 16,120.03 | 500.00 | .00 | 16,620.03 |
| 2023 102 HOTEL OCCUPANCY TAX FUND | | | | |
| CASH - HOTEL OCCUPANCY TAX | 25,041.44 | 20,714.01 | 4,402.48 | 41,352.97 |
| CASH INVESTED - TEXPOOL | 273,334.68 | 985.28 | .00 | 274,319.96 |
| CASH INVESTED - LOGIC | 177,958.86 | 688.11 | .00 | 178,646.97 |
| CASH INVESTED - TEXSTAR | 150,921.55 | 544.83 | .00 | 151,466.38 |
| FUND TOTALS | 627,256.53 | 22,932.23 | 4,402.48 | 645,786.28 |
| 2023 103 HAVA GRANT FUND | | | | |
| CASH - HAVA GRANT FUND | .00 | .00 | .00 | .00 |
| CASH INVESTED - TEXPOOL | .00 | .00 | .00 | .00 |
| CASH INVESTED - LOGIC | .00 | .00 | .00 | .00 |
| CASH INVESTED - TEXSTAR | .00 | .00 | .00 | .00 |
| FUND TOTALS | .00 | .00 | .00 | .00 |
| 2023 104 AMERICAN RESCUE PROG GRANT | | | | |
| CASH - AMERICAN RESCUE PROG GR | 98,068.34 | 200,000.00 | 112,222.83 | 10,291.17 |
| CASH INVESTED - TEXPOOL | 2,383,735.27 | 8,504.82 | 50,000.00 | 2,342,240.09 |
| CASH INVESTED - LOGIC | 2,235,284.62 | 8,555.69 | 50,000.00 | 2,193,840.31 |
| CASH INVESTED - TEXSTAR | 2,231,278.13 | 7,967.50 | 50,000.00 | 2,189,245.63 |
| FUND TOTALS | 6,752,229.68 | 225,028.01 | 262,222.83 | 6,715,034.86 |
| 2023 105 JUNIOR EMS PROGRAM | | | | |
| CASH - JUNIOR EMS PROGRAM | 564.50 | .00 | .00 | 564.50 |
| FUND TOTALS | 564.50 | .00 | .00 | 564.50 |
| 2023 106 PAUPERS CEMETERY | | | | |
| CASH - PAUPERS CEMETERY | 25,100.00 | .00 | .00 | 25,100.00 |
| FUND TOTALS | 25,100.00 | .00 | .00 | 25,100.00 |
| GRAND TOTALS | 38,295,577.87 | 14,969,486.57 | 2,177,081.46 | 51,087,982.98 |

AFFIDAVIT

STATE OF TEXAS

COUNTY OF COOKE

The members of the Commissioners' Court of Cooke County, Texas, state as follows:

The requirement of Subsection (C) of the Texas Local Government Code, §114.026 have been met for the term of **January 2023**. The amount of cash and other assets in the custody of the County Treasurer at the time of examination are:

Cash (includes on hand, money market accounts, and short-term investments) **\$ 33,297,352.26**

Other Assets (long term investments) \$ 0.00.

Sworn to and subscribed this _____ day of _____.

John O. Roane, Cooke County Judge

Gary Hollowell, Commissioner, Pct 1

Jason Snuggs, Commissioner, Pct 2

Adam Arendt, Commissioner, Pct 3

Matt Sicking, Commissioner, Pct 4

ATTEST:

Pam Harrison, County Clerk