



MONTHLY REPORT

FEBRUARY 2023


PATTY BRENNAN


COOKE COUNTY TREASURER


FINANCIAL REPORTS


March 27, 2023


In accordance with Local Government Code 114.026, this affidavit states the current cash and reports in the custody of the county treasurer as of the date of February 28, 2023.



John O. Roane,
Cooke County Judge


Pam Harrison,
Cooke County Clerk


Gary Hollowell,
Commissioner Pct. #1


Jason Snuggs,
Commissioner Pct. #2


Adam Arendt,
Commission Pct. #3


Matt Sicking,
Commissioner Pct. #4

AFFIDAVIT

STATE OF TEXAS

COUNTY OF COOKE

The members of the Commissioners' Court of Cooke County, Texas, state as follows:

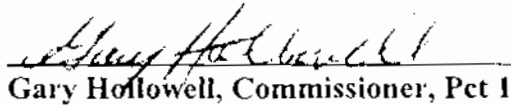
The requirement of Subsection (C) of the Texas Local Government Code, §114.026 have been met for the term of February 2023. The amount of cash and other assets in the custody of the County Treasurer at the time of examination are:


Cash (includes on hand, money market accounts, and short-term investments) \$ 44,629,783.23

Other Assets (long term investments) \$ 0.00

Sworn to and subscribed this 10th day of April 2023


John O. Roane, Cooke County Judge



Gary Hollowell, Commissioner, Pct 1


Jason Snuggs, Commissioner, Pct 2


Adam Arendt, Commissioner, Pct 3


Matt Sicking, Commissioner, Pct 4

ATTEST:


Pam Harrison, County Clerk

PRIOR MONTH ENDING BANK STATEMENT BALANCE \$9,120,502.24 142
 CLEARED DEPOSITS \$6,037,484.14 5
 CLEARED ADDITIONS \$125,047.04 5
 CLEARED CHECKS \$2,803,096.99- 341
 CLEARED DEDUCTIONS \$8,183,228.75- 7

CURRENT MONTH ENDING BANK STATEMENT BALANCE \$4,296,707.68

CURRENT MONTH ENDING BANK STATEMENT BALANCE \$4,296,707.68 1
 OUTSTANDING DEPOSITS \$4,823.97
 OUTSTANDING ADDITIONS \$.00
 OUTSTANDING CHECKS \$1,159,829.75- 727
 OUTSTANDING DEDUCTIONS \$.00

RECONCILED BOOK BALANCE \$3,141,701.90
 ENDING STATEMENT DATE 02/28/2023 CLERK: PB

C.D. INVESTMENTS

SIMMONS BANK

FEBRUARY 2023

<u>C.D.#</u>	<u>PURCHASE DATE</u>	<u>AMOUNT</u>	<u>MAT. DATE</u>
Library Liddell 2363	Jan 25, 2023	7,500.00	Jan 25, 2025
Library Liddell 2389	Jan 25, 2023	7,500.00	Jan 25, 2025
Library Rosenstein 5099	Dec 12, 2020	11,000.00	Dec 12, 2023
Library Rosenstein 8294	Mar 16, 2021	8,000.00	Mar 24, 2024

INT. EARNED MONTHLY:

2-Liddell CD's @ 2.25%
Rosenstein #5099 CD @ 1.00%
Rosenstein #8294 CD @ .60%

Interest is deposited into the Treasurer's Fund. The 4 Library's CDs' interest is deposited quarterly.

THE FIRST STATE BANK

<u>C.D.#</u>	<u>PURCHASE DATE</u>	<u>AMOUNT</u>	<u>MAT. DATE</u>
GEN/7619049	Dec 17, 2022	250,000.00	March 17, 2024

INT. EARNED MONTHLY:

Gen CD @ 4.00

Interest accrues monthly and is deposited monthly with depository bank into the Treasurer's Fund

INVESTMENTS-TEXPOOL
PATTY BRENNAN, COOKE COUNTY TREASURER
FEBRUARY 2023

ACCT NAME	BALANCE FORWARD	DEPOSITS	WITH-DRAWALS	CURRENT INTEREST	ENDING BALANCE
GENERAL	\$ 2,742,477.42	\$ 2,000,000.00	\$ -	\$ 12,443.92	\$ 4,754,921.34
R & B -1	\$ 709,037.65	\$ 250,000.00	\$ -	\$ 2,819.50	\$ 961,857.15
R & B -2	\$ 258,218.56	\$ 350,000.00	\$ -	\$ 1,412.45	\$ 609,631.01
R & B -3	\$ 546,481.35	\$ 350,000.00	\$ -	\$ 2,407.39	\$ 898,888.74
R & B -4	\$ 703,236.68	\$ 375,000.00	\$ -	\$ 2,985.60	\$ 1,081,222.28
FM & L	\$ 282,982.87	\$ -	\$ -	\$ 976.68	\$ 283,959.55
STATE FUNDS	\$ 10,261.47	\$ -	\$ -	\$ 35.40	\$ 10,296.87
REC PRESV	\$ 50,352.34	\$ 15,000.00	\$ -	\$ 196.12	\$ 65,548.46
ADULT PROB	\$ 207,964.79	\$ -	\$ -	\$ 717.75	\$ 208,682.54
COURT REP	\$ 9,629.04	\$ -	\$ -	\$ 33.23	\$ 9,662.27
PERM IMP	\$ 573,050.90	\$ 300,000.00	\$ -	\$ 2,424.59	\$ 875,475.49
LAW ENFORCEMENT ED	\$ 10,826.51	\$ -	\$ -	\$ 37.36	\$ 10,863.87
JP-CH SECURITY	\$ 31,409.18	\$ -	\$ -	\$ 108.38	\$ 31,517.56
DIST CLK RECORDS MGMT	\$ 16,247.28	\$ -	\$ -	\$ 56.09	\$ 16,303.37
DIST CLK ARCHIVE	\$ 4,331.45	\$ -	\$ -	\$ 14.94	\$ 4,346.39
LAW LIBRARY	\$ 119,410.75	\$ -	\$ -	\$ 412.13	\$ 119,822.88
JP TECH	\$ 28,437.80	\$ -	\$ -	\$ 98.13	\$ 28,535.93
C H SECURITY	\$ 79,927.87	\$ 20,000.00	\$ -	\$ 305.62	\$ 100,233.49
LIBRARY	\$ 25,753.99	\$ -	\$ -	\$ 88.90	\$ 25,842.89
ARCHIVE	\$ 58,955.26	\$ 20,000.00	\$ -	\$ 233.25	\$ 79,188.51
DIST ATTY FORFEITURE	\$ 38,890.22	\$ -	\$ -	\$ 134.20	\$ 39,024.42
SHERIFF FORFEITURE	\$ 31,360.87	\$ -	\$ -	\$ 108.24	\$ 31,469.11
JAIL COMMISSARY	\$ 85,813.13	\$ -	\$ -	\$ 296.14	\$ 86,109.27
2004 GO-REFUNDING	\$ 253,631.73	\$ -	\$ 150,000.00	\$ 651.98	\$ 104,283.71
HOTEL/MOTEL TAX	\$ 274,319.96	\$ -	\$ -	\$ 946.76	\$ 275,266.72
AMERICAN RESCUE GRANT	\$ 2,342,240.09	\$ -	\$ 30,000.00	\$ 8,043.53	\$ 2,320,283.62
TOTAL: TREAS FUND	\$ 9,495,249.16	\$ 3,680,000.00	\$ 180,000.00	\$ 37,988.28	\$ 13,033,237.44

YEAR - TO - DATE INTEREST	BAL FORWARD:	CURRENT INT.:	BALANCE:
	\$ 107,737.86	\$ 37,988.28	\$ 145,726.14

AVG. YEILD FOR FEB 2023 4.50% MKT VALUE/ SHARI \$ 1.00

**INVESTMENTS-LOGIC
PATTY BRENNAN, COOKE COUNTY TREASURER
FEBRUARY 2023**

ACCT NAME	BALANCE FORWARD	DEPOSITS	WITH- DRAWALS	CURRENT INTEREST	ENDING BALANCE
GENERAL	\$ 3,740,010.70	\$ 200,000.00	\$ -	\$ 13,908.27	\$ 3,953,918.97
R & B -1	\$ 727,048.77	\$ 250,000.00	\$ -	\$ 3,033.81	\$ 980,082.58
R & B -2	\$ 133,009.72	\$ 350,000.00	\$ -	\$ 1,030.76	\$ 484,040.48
R & B -3	\$ 626,434.47	\$ 350,000.00	\$ -	\$ 2,824.44	\$ 979,258.91
R & B -4	\$ 850,071.60	\$ 375,000.00	\$ -	\$ 3,676.48	\$ 1,228,748.08
FM & L	\$ 287,115.30	\$ -	\$ -	\$ 1,043.70	\$ 288,159.00
ADULT PROBATION	\$ 193,131.36	\$ -	\$ -	\$ 702.08	\$ 193,833.44
PERM IMP	\$ 755,520.60	\$ -	\$ -	\$ 2,746.45	\$ 758,267.05
LAW LIBRARY	\$ 72,851.19	\$ -	\$ -	\$ 264.84	\$ 73,116.03
COURTHOUSE SECURITY	\$ 94,832.24	\$ -	\$ -	\$ 344.76	\$ 95,177.00
CC LIBRARY	\$ 25,353.41	\$ -	\$ -	\$ 92.16	\$ 25,445.57
RECORDS MANAGEMENT	\$ 21,309.22	\$ -	\$ -	\$ 77.48	\$ 21,386.70
ARCHIVE FEES	\$ 78,082.58	\$ -	\$ -	\$ 283.84	\$ 78,366.42
DIST ATTY FORFEITURE	\$ 42,232.37	\$ -	\$ -	\$ 153.51	\$ 42,385.88
SHERIFF FOREITURE	\$ 27,190.79	\$ -	\$ -	\$ 98.82	\$ 27,289.61
JAIL COMMISSARY	\$ 30,484.83	\$ -	\$ -	\$ 110.80	\$ 30,595.63
2012 GO REFUNDING	\$ 406,781.76	\$ -	\$ 160,000.00	\$ 1,228.54	\$ 248,010.30
HOTEL TAX FUND	\$ 178,646.97	\$ -	\$ -	\$ 649.40	\$ 179,296.37
AMERICAN RESCUE GRANT	\$ 2,193,840.31	\$ -	\$ 25,000.00	\$ 7,935.88	\$ 2,176,776.19
TOTAL: TREAS FUND	\$ 10,483,948.19	\$ 1,525,000.00	\$ 185,000.00	\$ 40,206.02	\$ 11,864,154.21

YEAR - TO - DATE INTEREST	BAL FORWARD	CURRENT INT.	BALANCE
	\$ 144,331.47	\$ 40,206.02	\$ 184,537.49

AVG. YEILD FOR FEB 2023	4.74%	MKT VALU/SHARE	\$ 1.00
-------------------------	-------	----------------	---------

**INVESTMENTS-TEX STAR
PATTY BRENNAN, COOKE COUNTY TREASURER
FEBRUARY 2023**

ACCT NAME	BALANCE FORWARD	DEPOSITS	WITH-DRAWALS	CURRENT INTEREST	ENDING BALANCE
GENERAL	\$ 2,628,897.68	\$ 2,000,000.00	\$ -	\$ 12,026.56	\$ 4,640,924.24
R & B -1	\$ 611,459.46	\$ 30,000.00	\$ -	\$ 2,151.53	\$ 643,610.99
R & B -2	\$ 251,795.89	\$ 30,000.00	\$ -	\$ 912.16	\$ 282,708.05
R & B -3	\$ 392,149.74	\$ 30,000.00	\$ -	\$ 1,395.82	\$ 423,545.56
R & B -4	\$ 683,896.95	\$ 30,000.00	\$ -	\$ 2,401.14	\$ 716,298.09
FM & L	\$ 240,026.61	\$ 30,000.00	\$ -	\$ 871.63	\$ 270,898.24
ADULT PROBATION	\$ 157,092.36	\$ -	\$ -	\$ 541.31	\$ 157,633.67
PERM IMP	\$ 810,231.08	\$ -	\$ -	\$ 2,791.93	\$ 813,023.01
CC LIBRARY	\$ 25,324.83	\$ -	\$ -	\$ 87.28	\$ 25,412.11
COURTHOUSE SECURITY	\$ 100,072.39	\$ -	\$ -	\$ 344.84	\$ 100,417.23
ARCHIVE FEES	\$ 68,010.69	\$ -	\$ -	\$ 234.35	\$ 68,245.04
2012 GO REFUNDING	\$ 202,039.56	\$ -	\$ 100,000.00	\$ 547.82	\$ 102,587.38
JAIL COMMISSARY	\$ 30,445.66	\$ 20,000.00	\$ -	\$ 134.60	\$ 50,580.26
HOTEL/MOTEL TAX	\$ 151,466.38	\$ 40,000.00	\$ -	\$ 581.30	\$ 192,047.68
AMERICAN RESCUE GRANT	\$ 2,189,245.63	\$ -	\$ 25,000.00	\$ 7,506.75	\$ 2,171,752.38
TOTAL: TREAS FUND	\$ 8,542,154.91	\$ 2,210,000.00	\$ 125,000.00	\$ 32,529.02	\$ 10,659,683.93

YEAR - TO - DATE INTEREST	BAL FORWARD	CURRENT INT.	BALANCE
	\$ 89,187.86	\$ 32,529.02	\$ 121,716.88

AVG. YEILD FOR FEB 2023 4.49% MKT VALUE / SHARE \$ 1.00

Security Receipt	Settlement Date	Trade Date	Cost Basis	Par/Shares Original Face	Description Rate, Maturity	Principal Cost Market Value	Date Priced
14042RQX2	04/27/2022	04/27/2022	100,000,000	246,000.00	CAPITAL ONE NA CD	246,000.00	
409001972	05/05/2022	05/05/2022		.00	2.65, 05/06/2024	239,169.07	02/28/2023
14042FT9	04/27/2022	04/27/2022	100,000,000	246,000.00	CAPITAL ONE BANK USA NA CD	246,000.00	
409001971	05/05/2022	05/05/2022		.00	2.65, 05/06/2024	239,169.07	02/28/2023
3134GXCA0	11/30/2021	11/30/2021	99,645,700	1,000,000.00	FEDERAL HOME LN MTG CORP	996,457.00	
408000957	12/02/2021	12/02/2021		.00	.32, 11/24/2023	964,278.00	02/28/2023
91282CBX8	04/28/2021	04/28/2021	100,000,000	1,000,000.00	UNITED STATES TREAS NOTE	1,000,000.00	
286005501	04/30/2021	04/30/2021		.00	.125, 04/30/2023	992,249.00	02/28/2023
91282CDA6	03/16/2022	03/16/2022	97,885,500	2,000,000.00	UNITED STATES TREAS NTS	1,957,710.00	
409001431	03/18/2022	03/18/2022		.00	.25, 09/30/2023	1,944,454.00	02/28/2023
Total USD Par				4,492,000.00	Total USD Cost	4,446,167.00	
Total USD Original Face				4,492,000.00	Total USD Market Value	4,379,319.14	

PNC and PNC Bank are registered marks of The PNC Financial Services Group, Inc. (PNC).
PNC makes no representations as to the accuracy or completeness of the information herein.



Activity Type Date Receipt	Description Rate Security	Maturity	SK Receipt(s)	Par/Shares Original Face Withholding	Interest/Dividend Net Amount	Principal Amount
Upcoming Activity						
INTEREST						
	UNITED STATES TREAS NTS					
03/31/2023	.25	09/30/2023		.00	.00	2,500.00
409001431	91282CDA6			.00	.00	2,500.00
Total	INTEREST			.00	.00	2,500.00





Custody Receipt

PNC BANK NA
INVESTMENT OPERATIONS
15 S. 20TH STREET
BIRMINGHAM, AL 35233

For the account of:

COOKE COUNTY
ATTN: PATTY BRENNAN
101 S DIXON ST SUITE 113
GAINSVILLE, TX 76240

Receipt: 409001972
Dated: 03/07/2023
Acquired: 05/05/2022
Customer: 16960003

	Par/Shares	Security Description	Cusip Number	Currency
	246,000.00	CAPITAL ONE NA CD SET-UP	14042RQX2	USD
Prin:	246,000.00			
	Maturity	Rate	Issued	
	05/06/2024	2.65000	05/04/2022	
	Interest Dates: 5/04 3,232.71 11/04 3,286.29			
	Location(s): 02N			

Receipt issued for security change of SECURITY DESCRIPTION.



Pledge Security Listing

February 28, 2023

ID	CUSIP	Description	Safetkeeping Location	Safetkeeping Receipt	Coupon	Maturity Date	Call Date	Moody	SBP	Pitch	ASC 320	Face Amount	Current Par	Current Book Value	Market Value	Gain(Loss)
4226	3128WDY19	FNMA #A5HJ14	PHLB		2.50	01/01/2030		AAA	AA+	AAA	HTM	1,500,000	240,315.94	242,964.70	214,072.99	28,891.71
Total for COOKE COUNTY												1,500,000	240,315.94	242,964.70	224,072.99	18,889.71

PAGE 1 02/28/23 19:18:40
HOLDINGS BAPN032N
CC1 PROD

FEDERAL RESERVE BANK PLEDGEE

DISTRB PT J1
AS OF CLOSE OF BUSINESS 02-28-2023

PLEDGEE: COOKE COUNTY
100 S. DIXON
RM. 106

J7BM INSTITUTION ID: #J7BM

GAINESVILLE TX 76240

HOLDER : 082900432 - SIMMONS PB AR

RESP FRB:H2

ACCOUNT: J7BM - *COOKE COUNTY

CUSIP #

BVF

PAR

BALANCE

BOOK VALUE

3133ELZB3	1.95 FCOR 21-35 AN	05-14-35	1.0000000000
10,000,000.00		10,000,000.00	
3133EL6C3	1.73 FCOR 21-35 AX	09-10-35	1.0000000000
2,640,000.00		2,640,000.00	
3133KLAL1	FEPC 01.500 CLRA4511	02-01-51	0.9116683700
2,614,672.00		2,383,713.76	
3138ESAM0	FNAR XX.XXX WSAL9911	09-01-39	0.2071660600
5,000,000.00		1,035,830.30	
3140QHPU3	FNMS 02.000 CICA9434	03-01-36	0.7534125000
5,275,000.00		3,974,250.94	

SUBTOTAL:

25,529,672.00 20,033,795.00

GRAND TOTAL:

25,529,672.00 20,033,795.00

FUND NAME	CHECKING ACCOUNT	CHECKING AMOUNT	TDOA ACCOUNT	TDOA AMOUNT	FUND TOTAL
2023 001 GENERAL	TREAS FUND	5,655,874.82	TEXPOOL LOGIC TEXSTAR T-BILLS CERT DEPOS	4,754,921.34 3,953,918.97 4,640,924.24 3,959,373.43 742,000.00	23,707,012.80
2023 011 ROAD & BRIDGE 1	TREAS FUND	337,702.90	TEXPOOL LOGIC TEXSTAR	961,857.15 980,082.58 643,610.99	2,923,253.62
2023 012 ROAD & BRIDGE 2	TREAS FUND	302,385.49	TEXPOOL LOGIC TEXSTAR	609,631.01 484,040.48 282,708.05	1,678,765.03
2023 013 ROAD & BRIDGE 3	TREAS FUND	142,229.57	TEXPOOL LOGIC TEXSTAR	898,888.74 979,258.91 423,545.56	2,443,922.78
2023 014 ROAD & BRIDGE 4	TREAS FUND	332,591.06	TEXPOOL LOGIC TEXSTAR	1,081,222.28 1,228,748.08 716,298.09	3,358,859.51
2023 019 FM & LATERAL	TREAS FUND	20,401.46	TEXPOOL LOGIC TEXSTAR	283,959.55 288,159.00 270,898.24	863,418.25
2023 020 TUPC	TREAS FUND	6,659.41	TEXPOOL LOGIC TEXSTAR		6,659.41
2023 021 JUVENILE PROB-ISP	TREAS FUND		TEXPOOL LOGIC TEXSTAR		
2023 022 JUVENILE PROBATION	TREAS FUND	49,596.81	TEXPOOL LOGIC		49,596.81
2023 023 JUVENILE PROB. TV-E	TREAS FUND	107.83	TEXPOOL LOGIC TEXSTAR		107.83
2023 024 JUVENILE DELINQUENCY PREVENTN	TREAS FUND	25,976.94	TEXPOOL LOGIC TEXSTAR		25,976.94
2023 028 ADULT PROBATION	TREAS FUND	8,520.10	TEXPOOL LOGIC TEXSTAR	268,682.54 193,833.44 157,633.67	568,669.75
2023 029 COMMUNITY CORRECTIONS	TREAS FUND	9,503.37	TEXPOOL LOGIC		9,503.37
2023 031 CONTRACT ELECTIONS	TREAS FUND	22,981.04	TEXPOOL LOGIC		22,981.04
2023 032 DISTRICT CLERK PRESERVATION	TRFAS FUND	257,294.46	TEXPOOL LOGIC		257,294.46

COMBINED STATEMENT OF CASH POSITION FOR FEBRUARY

FUND NAME	CHECKING ACCOUNT	CHECKING AMOUNT	DOA ACCOUNT	DOA AMOUNT	FUND TOTAL
2023 033 COUNTY/DISTRICT TECHNOLOGY	TREAS FUND	11,924.37	TEXPOOL LOGIC TEXSTAR		11,924.37
2023 034 COURT REPORTER	TREAS FUND	18,976.43	TEXPOOL LOGIC TEXSTAR	9,662.27	28,638.70
2023 035 PERMANENT IMPROVEMENT	TREAS FUND	65,826.11	TEXPOOL LOGIC TEXSTAR STONE	875,475.49 758,267.05 813,023.01	2,512,391.66
2023 037 LAW ENFORCEMENT ED	TREAS FUND	8,519.36	TEXPOOL LOGIC TEXSTAR	10,863.87	19,403.25
2023 038 JP TECH	TREAS FUND	12,562.42	TEXPOOL LOGIC TEXSTAR	28,535.93	41,098.35
2023 040 LAW LIBRARY	TREAS FUND	25,577.84	TEXPOOL LOGIC TEXSTAR	119,822.88 73,126.03	218,516.75
2023 041 CC LIBRARY FUND	TREAS FUND	15,320.53	TEXPOOL LOGIC TEXSTAR	25,642.89 25,443.57 25,412.11	92,021.10
2023 042 CC HISTORICAL COMM.	TREAS FUND	2,592.97	TEXPOOL LOGIC TEXSTAR	31,517.56	2,592.97
2023 043 JP COURTHOUSE SECURITY	TREAS FUND	22,902.61	TEXPOOL LOGIC TEXSTAR	100,233.49 95,177.00 100,417.23	54,420.17
2023 044 COURTHOUSE SECURITY	TREAS FUND	19,341.98	TEXPOOL LOGIC TEXSTAR	107,55-	315,169.70
2023 046 CHAPTER 19	TREAS FUND	107.55-	TEXPOOL LOGIC TEXSTAR	65,548.46	107,55-
2023 047 CC RECORDS MANAGEMENT	TREAS FUND	15,829.47	TEXPOOL LOGIC TEXSTAR	21,386.70	15,829.47
2023 048 COUNTY RECORDS MANAGEMENT	TREAS FUND	7,222.75	TEXPOOL LOGIC TEXSTAR	28,609.45	28,609.45
2023 049 CC RECORDS PRESERVATION	TREAS FUND	1,914.23-	TEXPOOL LOGIC TEXSTAR	63,634.23	63,634.23
2023 050 DIST CLERK RECORDS MANAGEMENT	TREAS FUND	36,440.18	TEXPOOL LOGIC TEXSTAR	16,303.37	52,743.55

FUND NAME	CHECKING ACCOUNT	CHECKING AMOUNT	TDOA ACCOUNT	TDOA AMOUNT	FUND TOTAL
2023 051 DISTRICT CLERK ARCHIVE	TREAS FUND	29,237.02	TEXPOOL LOGIC TEXSTAR	4,346.39	33,583.41
2023 052 COUNTY CLERK ARCHIVE FEE	TREAS FUND	18,075.92	TEXPOOL LOGIC TEXSTAR	79,188.51 78,366.42 68,245.04	243,875.89
2023 053 CA CHECK COLLECTING	TREAS FUND	446.18	TEXPOOL LOGIC TEXSTAR	446.18	446.18
2023 054 DA CHECK COLLECTING	TREAS FUND	300.34	TEXPOOL LOGIC TEXSTAR	300.34	300.34
2023 056 DISTRICT ATTY FORFEITURE	TREAS FUND	-1,288.67	TEXPOOL LOGIC TEXSTAR	39,024.42 42,385.88	92,698.97
2023 057 D A SEIZURE FUND	TREAS FUND	79,636.90	TEXPOOL LOGIC TEXSTAR	79,636.90	79,636.90
2023 058 SHERIFF FORFEITURE	TREAS FUND	90,661.92	TEXPOOL LOGIC TEXSTAR	31,469.11 27,289.61	149,420.64
2023 059 JAIL COMMISSARY	TREAS FUND	27,038.39	TEXPOOL LOGIC TEXSTAR	86,109.27 30,595.63 50,580.26	194,323.55
2023 061 2004 GO REFUNDING DEBT SERVITREAS FUND	TREAS FUND	53,467.97	TEXPOOL LOGIC TEXSTAR	104,283.71 248,010.30 102,587.38	508,349.36
2023 088 STATE FEES	TREAS FUND	57,585.05	TEXPOOL LOGIC TEXSTAR	10,296.87	67,881.92
2023 090 OFFICER'S TRUST	TREAS FUND		TEXPOOL		
2023 091 LIBRARY TRUST - LIDDELL	TREAS FUND	1,360.79	CERT DEPOS	15,000.00	16,360.79
2023 092 LIBRARY TRUST ROSENSTEIN	TREAS FUND	176.54	CERT DEPOS	19,000.00	19,176.54
2023 098 PAYROLL CLEARING	PAYROLL				
2023 100 CHLD ABUSE PREVENTION FUND	TREAS FUND	501.03	TEXPOOL LOGIC	501.03	501.03
2023 101 PRETRIAL DIVERSION	TREAS FUND	18,020.03	TEXPOOL LOGIC	18,020.03	18,020.03
2023 102 HOTEL OCCUPANCY TAX FUND	TREAS FUND	31,267.50	TEXPOOL LOGIC TEXSTAR	275,266.72 179,296.37 192,047.68	677,878.27
2023 103 HAVA GRANT FUND					
2023 104 AMERICAN RESCUE PROG GRANT	TREAS FUND	4,070,397.22 -	TEXPOOL	2,320,283.62	

COMBINED STATEMENT OF CASH POSITION FOR FEBRUARY

FUND NAME	CHECKING ACCOUNT	CHECKING AMOUNT	TDOA ACCOUNT	TDOA AMOUNT	FUND TOTAL
2023 105 JUNIOR EMS PROGRAM			LOGIC TEXSTAR	2,176,776.19	2,598,424.97
2023 106 PAUPERS CEMETERY					
2023 107 OPIOID SETTLEMENT FUNDS	TREAS FUND		TEXPOOL LOGIC TEXSTAR		
TOTAL		3,266,738.63		40,292,449.01	43,559,187.64

CHECK ACCOUNT

ACCOUNT BALANCE - TREAS FUND 3,266,738.63

TOTAL 3,266,738.63

TDOA ACCOUNT

ACCOUNT BALANCE - TEXPOOL 13,033,237.44
ACCOUNT BALANCE - LOGIC 11,864,154.21
ACCOUNT BALANCE - TEXSTAR 10,659,683.93
ACCOUNT BALANCE - T-BILLS 3,959,373.43
ACCOUNT BALANCE - CBRT DEPOS 776,000.00

TOTAL 40,292,449.01

ACCOUNT NAME	BEGINNING CASH BALANCE	CASH RECEIPTS	CASH DISBURSEMENTS	ENDING CASH BALANCE
2023 001 GENERAL GENERAL FUND	9,755,432.97	3,376,604.44	7,476,162.59	5,655,874.82
CASH ON HAND	2,426.50	.00	.00	2,426.50
CASH INVESTED - TEXPGOL	2,742,477.42	2,012,443.92	.00	4,754,921.34
CASH INVESTED - LOGIC	3,740,010.70	2,213,908.27	.00	3,953,918.97
CASH INVESTED - TEXSTAR	2,628,897.68	2,012,026.56	.00	4,640,924.24
CASH INVESTED - STONE CASTLE	.00	.00	.00	.00
T-BILLS - INVESTMENTS	3,959,373.43	.00	.00	3,959,373.43
CASH INVESTMENT-CD	742,000.00	.00	.00	742,000.00
FUND TOTALS	23,570,618.70	7,614,983.19	7,476,162.59	23,709,439.30
2023 011 ROAD & BRIDGE 1	1,234,993.75	465,536.12	1,362,826.97	337,702.90
CASH - ROAD & BRIDGE # 1	709,037.65	252,819.50	.00	961,857.15
CASH INVESTED - TEXPOOL	727,048.77	253,033.81	.00	980,082.58
CASH INVESTED - LOGIC	611,459.46	32,151.53	.00	643,610.99
CASH INVESTED - TEXSTAR	.00	.00	.00	.00
T-BILL INVESTMENTS	.00	.00	.00	.00
FUND TOTALS	3,282,539.63	1,003,540.96	1,362,826.97	2,923,253.62
2023 012 ROAD & BRIDGE 2	1,163,989.38	465,682.37	1,327,286.26	302,385.49
CASH - ROAD & BRIDGE # 2	258,218.56	351,412.45	.00	609,631.01
CASH INVESTED - TEXPOOL	33,009.72	351,030.76	.00	484,040.48
CASH INVESTED - LOGIC	251,795.89	30,912.16	.00	282,708.05
CASH INVESTED - TEXSTAR	.00	.00	.00	.00
T-BILL INVESTMENTS	.00	.00	.00	.00
FUND TOTALS	1,807,013.55	1,199,037.74	1,327,286.26	1,678,765.03
2023 013 ROAD & BRIDGE 3	975,808.96	465,863.83	1,299,443.22	142,229.57
CASH - ROAD & BRIDGE # 3	546,481.35	352,407.39	.00	898,888.74
CASH INVESTED - TEXPOOL	626,434.47	352,824.44	.00	979,258.91
CASH INVESTED - LOGIC	392,149.74	31,395.82	.00	423,545.56
CASH INVESTED - TEXSTAR	.00	.00	.00	.00
T-BILL INVESTMENTS	.00	.00	.00	.00
FUND TOTALS	2,540,874.52	1,202,491.48	1,299,443.22	2,443,922.78
2023 014 ROAD & BRIDGE 4	1,314,221.85	465,808.21	1,447,439.00	332,591.06
CASH - ROAD & BRIDGE # 4	703,236.68	377,985.60	.00	1,081,222.28
CASH INVESTED - TEXPOOL	850,071.60	378,676.48	.00	1,228,748.08
CASH INVESTED - LOGIC	683,896.95	32,401.14	.00	716,298.09
CASH INVESTED - TEXSTAR	.00	.00	.00	.00
T-BILL INVESTMENTS	.00	.00	.00	.00
FUND TOTALS	3,551,427.08	1,254,871.43	1,447,439.00	3,358,859.51
2023 019 FM & LATERAL	48,943.10	1,458.16	30,000.00	20,401.46
CASH - FM & LATERAL	282,982.87	976.68	.00	283,959.55
CASH INVESTED - LOGIC	287,115.30	1,043.70	.00	288,159.00
CASH INVESTED - TEXSTAR	240,026.61	30,871.63	.00	270,898.24
T-BILL INVESTMENT	.00	.00	.00	.00
FUND TOTALS	859,067.88	34,350.37	30,000.00	863,418.25
2023 020 TUPC	38,791.79	.00	32,132.38	6,659.41
CASH - T J P.C.	.00	.00	.00	.00
CASH INVESTED - LOGIC	.00	.00	.00	.00
CASH INVESTED - TEXSTAR	.00	.00	.00	.00

ACCOUNT NAME	BEGINNING CASH BALANCE	CASH RECEIPTS	CASH DISBURSEMENTS	ENDING CASH BALANCE
2023 021 JUVENILE PROB ISP	38,791.79	.00	32,132.38	6,659.41
CASH - JUVENILE PROBATION INVESTMENTS	.00	.00	.00	.00
CASH INVESTED - LOGIC	.00	.00	.00	.00
CASH INVESTED - TEXSTAR	.00	.00	.00	.00
FUND TOTALS	.00	.00	.00	.00
2023 022 JUVENILE PROBATION DIV	49,419.72	177.09	.00	49,596.81
CASH - JUV. PROB. DIV INVESTMENTS	.00	.00	.00	.00
FUND TOTALS	49,419.72	177.09	.00	49,596.81
2023 023 JUVENILE PROB. IV-E	107.66	.17	.00	107.83
CASH - IV-E	.00	.00	.00	.00
CASH INVESTED - LOGIC	.00	.00	.00	.00
CASH INVESTED - TEXSTAR	.00	.00	.00	.00
FUND TOTALS	107.66	.17	.00	107.83
2023 024 JUVENILE DELINQUENCY PREVENTN	25,933.84	43.16	.00	25,976.94
CASH - JUVENILE DELINQUENCY PR INVESTMENTS	.00	.00	.00	.00
CASH INVESTED - LOGIC	.00	.00	.00	.00
CASH INVESTED - TEXSTAR	.00	.00	.00	.00
FUND TOTALS	25,933.84	43.16	.00	25,976.94
2023 026 ADULT PROBATION	27,674.69	33,034.74	52,189.33	8,520.10
CASH - ADULT PROBATION	75.00	.00	.00	75.00
CASH ON HAND	207,364.79	717.75	.00	208,682.54
CASH INVESTED - TEXPOOL	192,131.36	702.08	.00	192,833.44
CASH INVESTED - LOGIC	157,092.35	541.31	.00	157,633.67
CASH INVESTED - TEXSTAR	585,938.20	34,995.88	52,189.33	568,744.75
FUND TOTALS	6,921.05	9,554.00	6,971.68	9,503.37
2023 029 COMMUNITY CORRECTIONS	6,921.05	9,554.00	6,971.68	9,503.37
CASH - COMMUNITY CORRECTI INVESTMENTS	.00	.00	.00	.00
CASH INVESTED - LOGIC	.00	.00	.00	.00
FUND TOTALS	6,921.05	9,554.00	6,971.68	9,503.37
2023 031 CONTRACT ELECTIONS	22,942.91	38.13	.00	22,981.04
CASH - CONTRACT ELECTIONS	.00	.00	.00	.00
CASH INVESTED - TEXPOOL	.00	.00	.00	.00
CASH INVESTED - LOGIC	.00	.00	.00	.00
FUND TOTALS	22,942.91	38.13	.00	22,981.04
2023 032 DISTRICT CLERK PRESERVATION	4,791.14	5.00	252,508.32	257,294.46
CASH - DISTRICT CLERK PRESVATI INVESTMENTS	.00	.00	.00	.00
CASH INVESTED - LOGIC	.00	.00	.00	.00
CASH INVESTED - TEXSTAR	.00	.00	.00	.00
FUND TOTALS	4,791.14	5.00	252,508.32	257,294.46
2023 033 COUNTY/DISTRICT TECHNOLOGY FUN	11,883.21	41.16	.00	11,924.37
CASH - COUNTY/DISTRICT TECH				

ACCOUNT NAME	BEGINNING CASH BALANCE	CASH RECEIPTS	CASH DISBURSEMENTS	ENDING CASH BALANCE
2023 034 COURT REPORTER	17,715.62	1,260.61	.00	18,976.43
CASH - COURT REPORTER FUND	9,629.34	33.23	.00	9,662.27
INVESTMENTS	.00	.00	.00	.00
CASH INVESTED - LOGIC	.00	.00	.00	.00
CASH INVESTED - TEXSTAR	.00	.00	.00	.00
FUND TOTALS	27,344.86	1,293.84	.00	28,638.70
2023 035 PERMANENT IMPROVEMENT	428,575.60	142,650.51	505,600.00	65,626.11
CASH - PERMANENT IMPROVEM	573,050.90	302,424.59	.00	875,475.49
CASH INVESTED - TEXPOOL	755,520.60	2,746.45	.00	758,267.05
CASH INVESTED - LOGIC	810,231.38	2,791.93	.00	813,023.01
CASH INVESTED - TEXSTAR	.00	.00	.00	.00
STONE CASTLE	.00	.00	.00	.00
T-BILL INVESTMENTS	.00	.00	.00	.00
FUND TOTALS	2,567,378.18	450,613.48	505,600.00	2,512,391.66
2023 037 LAW ENFORCEMENT ED	3,399.24	6,539.14	1,399.00	8,539.38
CASH - LAW ENFORCEMENT ED	10,826.51	37.36	.00	10,863.87
CASH INVESTED - LOGIC	.00	.00	.00	.00
CASH INVESTED - TEXSTAR	.00	.00	.00	.00
FUND TOTALS	14,225.75	6,576.50	1,399.00	19,403.25
2023 038 JP TECH	3,142.22	144.78	724.58	12,562.42
CASH - J P TECH FUND	28,437.80	98.13	.00	28,535.93
INVESTMENTS	.00	.00	.00	.00
CASH INVESTED - LOGIC	.00	.00	.00	.00
CASH INVESTED - TEXSTAR	.00	.00	.00	.00
FUND TOTALS	41,580.02	242.91	724.58	41,098.35
2023 040 LAW LIBRARY	24,364.38	1,772.66	559.14	25,577.84
CASH - LAW LIBRARY	119,410.75	412.13	.00	119,822.88
CASH INVESTED	72,851.19	264.84	.00	73,116.03
CASH INVESTED - LOGIC	.00	.00	.00	.00
CASH INVESTED - TEXSTAR	.00	.00	.00	.00
FUND TOTALS	216,626.32	2,449.57	559.14	218,516.75
2023 041 CC LIBRARY FUND	17,700.24	1,350.96	3,730.67	15,320.53
CASH - COOKE COUNTY LIBRA	25,753.99	88.90	.00	25,842.89
CASH INVESTED	25,353.41	92.16	.00	25,445.57
CASH INVESTED - LOGIC	25,324.83	87.28	.00	25,412.11
CASH INVESTED - TEXSTAR	.00	.00	.00	.00
T-BILL INVESTMENTS	.00	.00	.00	.00
FUND TOTALS	94,132.47	1,619.30	3,730.67	92,021.10
2023 042 CC HISTORICAL COMM.	2,588.68	4.29	.00	2,592.97
CASH - COOKE CO. HISTORIC	2,588.68	4.29	.00	2,592.97
FUND TOTALS	2,588.68	4.29	.00	2,592.97
2023 043 CP COURTHOUSE SECURITY	22,830.57	72.04	.00	22,902.61
CASH - CP COURTHOUSE SECURITY	31,409.18	108.38	.00	32,517.56
CASH INVESTED				

ACCOUNT NAME	BEGINNING CASH BALANCE	CASH RECEIPTS	CASH DISBURSEMENTS	ENDING CASH BALANCE
2023 044 COURTHOUSE SECURITY	54,239.75	180.42	20,000.00	54,420.17
CASH INVESTED - LOGIC	.00	.00	.00	.00
CASH INVESTED - TEXSTAR	.00	.00	.00	.00
FUND TOTALS	54,239.75	180.42	20,000.00	54,420.17
2023 046 CHAPTER 19	3,097.87	3,203.20	212.88	107.55
CASH - CHAPTER 19	.00	.00	.00	.00
INVESTMENTS	3,097.87	3,203.20	212.88	107.55
FUND TOTALS	3,097.87	3,203.20	212.88	107.55
2023 047 CC RECORDS MANAGEMENT	17,534.09	719.63	2,424.25	15,829.47
CASH - CC RECORDS MANAGEMENT	.00	.00	.00	.00
INVESTMENTS - TEXPOOL	17,534.09	719.63	2,424.25	15,829.47
FUND TOTALS	17,534.09	719.63	2,424.25	15,829.47
2023 048 COUNTY RECORDS MANAGEMENT	7,060.33	162.42	.00	7,222.75
CASH - RECORDS MANAGEMENT	.00	.00	.00	.00
CASH INVESTED - TEXPOOL	21,309.22	77.48	.00	21,386.70
CASH INVESTED - LOGIC	.00	.00	.00	.00
CASH INVESTED - TEXSTAR	28,369.55	239.90	.00	28,609.45
FUND TOTALS	7,060.33	162.42	.00	7,222.75
2023 049 CC RECORDS PRESERVATION	25,936.32	7,149.45	35,000.00	1,914.23
CASH - RECORDS PRESERVATION	.00	.00	.00	.00
CASH INVESTED - TEXPOOL	50,352.34	15,196.12	.00	65,548.46
CASH INVESTED - LOGIC	.00	.00	.00	.00
CASH INVESTED - TEXSTAR	76,288.66	22,345.57	35,000.00	63,634.23
FUND TOTALS	25,936.32	7,149.45	35,000.00	1,914.23
2023 050 DIST CLERK RECORDS MANAGEMENT	15,583.74	856.44	.00	36,440.18
CASH - DIST CLERK RECORDS MANAGEMENT	.00	.00	.00	.00
CASH INVESTED	16,247.28	56.09	.00	16,303.37
CASH INVESTED - LOGIC	.00	.00	.00	.00
CASH INVESTED - TEXSTAR	51,831.02	912.53	.00	52,743.55
FUND TOTALS	15,583.74	856.44	.00	36,440.18
2023 051 DISTRICT CLERK ARCHIVE	29,186.01	51.01	.00	29,237.02
DISTRICT CLERK ARCHIVE	4,331.45	14.94	.00	4,346.39
INVESTMENTS	.00	.00	.00	.00
CASH INVESTED - LOGIC	.00	.00	.00	.00
CASH INVESTED - TEXSTAR	33,517.46	65.95	.00	33,583.41
FUND TOTALS	29,186.01	51.01	.00	29,237.02
2023 052 COUNTY CLERK ARCHIVE FEE	38,006.05	6,689.87	26,620.00	18,075.92
CASH - COUNTY CLERK ARCHIVE FEE	58,955.26	20,233.25	.00	79,188.51
INVESTMENTS	78,082.58	283.84	.00	78,366.42
CASH INVESTED - LOGIC	68,010.69	234.35	.00	68,245.04
CASH INVESTED - TEXSTAR	243,054.58	27,441.31	26,620.00	243,875.89
FUND TOTALS	38,006.05	6,689.87	26,620.00	18,075.92
2023 053 CA CHECK COLLECTING	446.18	.00	.00	446.18
CASH - CHECK COLLECTING &				

ACCOUNT NAME	BEGINNING CASH BALANCE	CASH RECEIPTS	CASH DISBURSEMENTS	ENDING CASH BALANCE
2023 054 DA CHECK COLLECTING	300.34	.00	.00	300.34
CASH - DA CHECK COLLECTING	.00	.00	.00	.00
CASH INVESTED	.00	.00	.00	.00
FUND TOTALS	300.34	.00	.00	300.34
2023 056 DISTRICT ATTY FORFEITURE	11,264.61	24.06	.00	11,288.67
CASH - D.A. FORFEITURE FJ	36,890.22	134.20	.00	39,024.42
CASH INVESTED - LOGIC	42,232.37	153.51	.00	42,385.88
CASH INVESTED - TEXSTAR	.00	.00	.00	.00
FUND TOTALS	92,387.20	311.77	.00	92,698.97
2023 057 D A SEIZURE FUND	77,096.90	2,540.00	.00	79,636.90
CASH - SEIZURE-LAW	.00	.00	.00	.00
INVESTMENTS	77,096.90	2,540.00	.00	79,636.90
FUND TOTALS	77,096.90	2,540.00	.00	79,636.90
2023 058 SHERIFF FORFEITURE	90,877.71	151.04	366.83	90,661.92
CASH - SHERIFF FORFEITURE	32,360.87	108.24	.00	31,469.11
INVESTMENTS	27,190.79	98.82	.00	27,289.61
CASH INVESTED - LOGIC	.00	.00	.00	.00
CASH INVESTED - TEXSTAR	149,429.37	358.10	366.83	149,420.64
FUND TOTALS	149,429.37	358.10	366.83	149,420.64
2023 059 JAIL COMMISSARY	44,891.87	3,151.10	21,004.58	27,038.39
CASH - JAIL COMMISSARY	85,813.13	296.14	.00	86,109.27
CASH INVESTED - TEXPOOL	30,484.83	110.80	.00	30,595.63
CASH INVESTED - LOGIC	30,445.66	20,134.60	.00	50,580.26
FUND TOTALS	191,635.49	23,692.64	21,004.58	194,323.55
2023 061 GO REPUNDING DEBT SERVICE	536,947.18	579,095.79	1,062,575.00	53,467.97
CASH - 2004 GO REPUNDING D/S	253,631.73	651.98	150,000.00	104,283.72
CASH INVESTED - LOGIC	436,781.76	1,228.54	100,000.00	248,010.30
CASH INVESTED - TEXSTAR	202,039.56	547.82	100,000.00	102,587.38
T-BILL INVESTMENTS	.00	.00	.00	.00
FUND TOTALS	1,399,400.23	581,524.13	1,472,575.00	508,349.36
2023 088 STATE FEES	26,093.42	31,589.03	97.40	57,585.05
CASH - STATE FEES	10,261.47	35.40	.00	10,296.87
CASH INVESTED - LOGIC	.00	.00	.00	.00
CASH INVESTED - TEXSTAR	36,354.89	31,624.43	97.40	67,881.92
FUND TOTALS	36,354.89	31,624.43	97.40	67,881.92
2023 090 OFFICER'S TRUST	.00	.00	.00	.00
CASH-OFFICERS TRUST	.00	.00	.00	.00
CASH INVESTED	.00	.00	.00	.00
CASH INVESTED - LOGIC	.00	.00	.00	.00
FUND TOTALS	.00	.00	.00	.00
2023 091 LIBRARY TRUST - LIDDELL	1,358.57	2.22	.00	1,360.79
CASH-LIBRARY TRUST/LIDDELL				

ACCOUNT NAME	BEGINNING CASH BALANCE	CASH RECEIPTS	CASH DISBURSEMENTS	ENDING CASH BALANCE
2023 092 LIBRARY TRUST - ROSENSTEIN	176.26	.28	.00	176.54
CASH-LIBRARY TRUST/ROSENSTEIN	19,000.00	.00	.00	19,000.00
FUND TOTALS	19,176.26	.28	.00	19,176.54
2023 098 PAYROLL CLEARING	.00	1,451,374.83	1,451,374.83	.00
CASH PAYROLL CLEARING	.00	.00	.00	.00
INVESTMENTS	.00	1,451,374.83	1,451,374.83	.00
FUND TOTALS	.00	1,451,374.83	1,451,374.83	.00
2023 100 CHILD ABUSE PREVENTION FUND	500.21	.82	.00	501.03
CASH-CHILD ABUSE PREVENTION	.00	.00	.00	.00
FUND TOTALS	500.21	.82	.00	501.03
2023 101 PRETRIAL DIVERSION	16,620.03	1,400.00	.00	19,020.03
CASH-PRETRIAL DIVERSION	.00	.00	.00	.00
CASH INVESTED - TEXPOOL	.00	.00	.00	.00
FUND TOTALS	16,620.03	1,400.00	.00	19,020.03
2023 102 HOTEL OCCUPANCY TAX FUND	41,352.97	29,914.53	40,000.00	31,267.50
CASH - HOTEL OCCUPANCY TAX	274,319.96	946.76	.00	275,266.72
CASH INVESTED - TEXPOOL	178,646.97	649.40	.00	179,296.37
CASH INVESTED - LOGIC	51,466.38	40,581.30	.00	192,047.68
CASH INVESTED - TEXSTAR	645,786.28	72,091.59	40,000.00	677,878.27
FUND TOTALS	645,786.28	72,091.59	40,000.00	677,878.27
2023 103 HAVA GRANT FUND	.00	.00	.00	.00
CASH - HAVA GRANT FUND	.00	.00	.00	.00
CASH INVESTED - TEXPOOL	.00	.00	.00	.00
CASH INVESTED - LOGIC	.00	.00	.00	.00
CASH INVESTED - TEXSTAR	.00	.00	.00	.00
FUND TOTALS	.00	.00	.00	.00
2023 104 AMERICAN RESCUE PROG GRANT	4,072,311.76	80,084.98	78,170.44	4,074,397.22
CASH - AMERICAN RESCUE PROG GR	2,342,240.00	8,043.53	30,000.00	2,320,283.52
CASH INVESTED - TEXPOOL	2,193,840.31	7,935.88	25,000.00	2,176,776.19
CASH INVESTED - LOGIC	2,189,245.63	7,506.75	25,000.00	2,171,752.38
CASH INVESTED - TEXSTAR	2,653,014.27	103,571.14	158,170.44	2,598,414.97
FUND TOTALS	2,653,014.27	103,571.14	158,170.44	2,598,414.97
2023 135 JUNIOR EMS PROGRAM	564.50	.00	.00	564.50
CASH - JUNIOR EMS PROGRAM	564.50	.00	.00	564.50
FUND TOTALS	564.50	.00	.00	564.50
2023 136 PAUPERS CEMETERY	25,100.00	.00	.00	25,100.00
CASH - PAUPERS CEMETERY	25,100.00	.00	.00	25,100.00
FUND TOTALS	25,100.00	.00	.00	25,100.00
2023 137 OPIOID SETTLEMENT FUNDS	.00	.00	.00	.00
CASH - OPIOID SETTLEMENT FUNDS	.00	.00	.00	.00
CASH INVESTED	.00	.00	.00	.00
CASH INVESTED - LOGIC	.00	.00	.00	.00

ACCOUNT NAME		BEGINNING			ENDING
CASH INVESTED	- TEXSTAR	CASH BALANCE	CASH	DISBURSEMENTS	CASH BALANCE
FUND TOTALS		.00	RECEIPTS	.00	.00
		.00	.00	.00	.00
GRAND TOTALS		45,450,791.23	15,163,381.76	17,026,819.35	43,587,353.64