



MONTHLY REPORT

JULY 2021

PATTY BRENNAN

COOKE COUNTY TREASURER


FINANCIAL REPORTS

July 2021


In accordance with Local Government Code 114.026, this affidavit states the current cash and reports in the custody of the county treasurer as of this date of July 30, 2021.




Steve Starnes,
Cooke County Judge



Pam Harrison,
Cooke County Clerk



Gary Hollowell,
Commissioner Pct. #1



Jason Snuggs,
Commissioner Pct. #2



Adam Arendt,
Commission Pct. #3



Leon Klement,
Commissioner Pct. #4

FILED FOR RECORD

21 AUG 23 PM 12: 04

PAM HARRISON
COUNTY CLERK, COOKE CO. TX

BY PK DEPUTY

AFFIDAVIT

STATE OF TEXAS

COUNTY OF COOKE

The members of the Commissioners' Court of Cooke County, Texas, state as follows:

The requirement of Subsection (C) of the Texas Local Government Code, §114.026 have been met for the term of July 2021. The amount of cash and other assets in the custody of the County Treasurer at the time of examination are:

Cash (includes on hand, money market accounts, and short term investments) \$ 39,376,377.75

Other Assets (long term investments) \$ 0.00.

Sworn to and subscribed this 23rd day of August, 2021.



Steve Starnes, Cooke County Judge



Gary Hollowell, Commissioner, Pct 1



Jason Snuggs, Commissioner, Pct 2




Adam Arendt, Commissioner, Pct 3



Leon Klement, Commissioner, Pct 4

ATTEST:



Pam Harrison, County Clerk

FILED FOR RECORD

21 AUG 23 PM 12: 04

PAM HARRISON
COUNTY CLERK, COOKE CO. TX

BY PN DEPUTY

TOTALS

PRIOR MONTH ENDING BANK STATEMENT BALANCE \$7,315,636.81 189
 CLEARED DEPOSITS \$3,569,374.84 3
 CLEARED ADDITIONS \$90,523.33 482
 CLEARED CHECKS \$2,444,780.06-
 CLEARED DEDUCTIONS \$123,576.12- 5

CURRENT MONTH ENDING BANK STATEMENT BALANCE \$8,407,178.80

CURRENT MONTH ENDING BANK STATEMENT BALANCE \$8,407,178.80
 OUTSTANDING DEPOSITS \$8,296.03 1
 OUTSTANDING ADDITIONS \$.00
 OUTSTANDING CHECKS \$557,475.52- 517
 OUTSTANDING DEDUCTIONS \$.00

RECONCILED BOOK BALANCE \$7,857,999.31

ENDING STATEMENT DATE 07/30/2021 CLERK: PB

C.D. INVESTMENTS

LANDMARK BANK

July 2021

<u>C.D.#</u>	<u>PURCHASE DATE</u>	<u>AMOUNT</u>	<u>MAT. DATE</u>
Library Liddell 2363	Jan 17, 2021	7,500.00	Jan 25, 2023
Library Liddell 2389	Jan 17, 2021	7,500.00	Jan 25, 2023
Library Rosenstein 5099	Dec 12, 2020	11,000.00	Dec 12, 2023
Library Rosenstein 8294	Mar 16, 2021	8,000.00	Mar 24, 2024

INT. EARNED MONTHLY:

2-Liddell CD's @ 1.00%

Rosenstein #5099 CD @ 1.00%

Rosenstein #8294 CD @ .60%

Interest is deposited into the Treasurer's Fund. The 4 Library's CDs' interest is deposited quarterly.

PROSPERITY BANK

GEN/14401708	Sept 17, 2019	250,000.00	Sept 17, 2021
--------------	---------------	------------	---------------

INT. EARNED MONTHLY:

Gen CD @ 1.85%

Interest accrues monthly and is deposited monthly with depository bank into the Treasurer's Fund.

C.D. INVESTMENTS

THE FIRST STATE BANK

July 2021

<u>C.D.#</u>	<u>PURCHASE DATE</u>	<u>AMOUNT</u>	<u>MAT. DATE</u>
GEN/6877	Dec17, 2020	250,000.00	Dec 17, 2022

INT. EARNED MONTHLY:

Gen CD @ .50% *
(* With a Bump-up feature)

Interest accrues monthly and is deposited monthly with depository bank into the Treasurer's Fund.

MUENSTER STATE BANK

GEN/2254	Sept 17, 2017	250,000.00	Sept 17, 2021
----------	---------------	------------	---------------

INT. EARNED MONTHLY:

Gen CD @ 1.35%

Interest accrues monthly and is deposited monthly with depository bank into the Treasurer's Fund.

INVESTMENTS-TEXPOOL
PATTY BRENNAN, COOKE COUNTY TREASURER
JULY 2021

ACCT NAME	BALANCE FORWARD	DEPOSITS	WITH- DRAWALS	CURRENT INTEREST	ENDING BALANCE
GENERAL	\$ 6,306,954.57	\$ -	\$ -	\$ 101.15	\$ 6,307,055.72
R & B -1	\$ 651,253.15	\$ -	\$ -	\$ 10.45	\$ 651,263.60
R & B -2	\$ 355,411.92	\$ -	\$ -	\$ 5.73	\$ 355,417.65
R & B -3	\$ 486,443.30	\$ -	\$ -	\$ 7.80	\$ 486,451.10
R & B -4	\$ 601,459.46	\$ -	\$ -	\$ 9.62	\$ 601,469.08
FM & L	\$ 327,737.64	\$ -	\$ -	\$ 5.23	\$ 327,742.87
STATE FUNDS	\$ 9,150.71	\$ -	\$ -	\$ 0.02	\$ 9,150.73
TJPC	\$ 2,145.76	\$ -	\$ -	\$ -	\$ 2,145.76
DIST CLK PRESERVATION	\$ 610.23	\$ -	\$ -	\$ -	\$ 610.23
COUNTY/DIST TECH	\$ 1,609.89	\$ -	\$ -	\$ -	\$ 1,609.89
ADULT PROB	\$ 203,949.79	\$ -	\$ -	\$ 3.28	\$ 203,953.07
COURT REP	\$ 9,442.92	\$ -	\$ -	\$ 0.16	\$ 9,443.08
PERM IMP	\$ 1,107,311.24	\$ -	\$ -	\$ 17.75	\$ 1,107,328.99
LAW ENFORCEMENT ED	\$ 10,617.46	\$ -	\$ -	\$ 0.25	\$ 10,617.71
JP-CH SECURITY	\$ 5,330.04	\$ -	\$ -	\$ -	\$ 5,330.04
DIST CLK RECORDS MGMT	\$ 15,933.30	\$ -	\$ -	\$ 0.31	\$ 15,933.61
DIST CLK ARCHIVE	\$ 4,248.40	\$ -	\$ -	\$ -	\$ 4,248.40
LAW LIBRARY	\$ 117,105.54	\$ -	\$ -	\$ 1.81	\$ 117,107.35
JP TECH	\$ 27,888.61	\$ -	\$ -	\$ 0.39	\$ 27,889.00
C H SECURITY	\$ 103,113.53	\$ -	\$ -	\$ 1.64	\$ 103,115.17
REC MGMT	\$ 14,820.29	\$ -	\$ -	\$ 0.31	\$ 14,820.60
REC PRESV	\$ 16.25	\$ -	\$ -	\$ -	\$ 16.25
LIBRARY	\$ 28,676.77	\$ -	\$ -	\$ 0.47	\$ 28,677.24
ARCHIVE	\$ 57,817.00	\$ -	\$ -	\$ 0.93	\$ 57,817.93
DIST ATTY FORFEITURE	\$ 21,896.19	\$ -	\$ -	\$ 0.31	\$ 21,896.50
SHERIFF FORFEITURE	\$ 45,643.20	\$ -	\$ -	\$ 0.64	\$ 45,643.84
JAIL COMMISSARY	\$ 82,765.76	\$ -	\$ -	\$ 1.27	\$ 82,767.03
2004 GO-REFUNDING	\$ 155,812.62	\$ -	\$ -	\$ 2.44	\$ 155,815.06
HOTEL/MOTEL TAX	\$ 189,382.04	\$ -	\$ -	\$ 3.04	\$ 189,385.08
AMERICAN RESCUE GRANT	\$ 1,000,013.86	\$ -	\$ -	\$ 16.05	\$ 1,000,029.91
TOTAL: TREAS FUND	\$ 11,944,561.44	\$ -	\$ -	\$ 191.05	\$ 11,944,752.49

YEAR - TO - DATE INTEREST	BAL FORWARD:	CURRENT INT.:	BALANCE:
	\$ 4,227.32	\$ 191.05	\$ 4,418.37

AVG. YEILD FOR JULY 2021 0.02% MKT VALUE/ SHAR| \$ 1.00

**INVESTMENTS-TEX STAR
PATTY BRENNAN, COOKE COUNTY TREASURER
JULY 2021**

ACCT NAME	BALANCE FORWARD	DEPOSITS	WITH- DRAWALS	CURRENT INTEREST	ENDING BALANCE
GENERAL	\$ 5,088,330.11	\$ -	\$ 1,000,000.00	\$ 40.70	\$ 4,088,370.81
R & B -1	\$ 655,166.18	\$ -	\$ 200,000.00	\$ 5.06	\$ 455,171.24
R & B -2	\$ 300,802.49	\$ -	\$ 300,000.00	\$ 1.55	\$ 804.04
R & B -3	\$ 486,541.45	\$ -	\$ 200,000.00	\$ 3.61	\$ 286,545.06
R & B -4	\$ 576,257.66	\$ -	\$ 200,000.00	\$ 4.41	\$ 376,262.07
FM & L	\$ 335,549.92	\$ -	\$ -	\$ 2.83	\$ 335,552.75
ADULT PROBATION	\$ 204,163.38	\$ -	\$ -	\$ 1.80	\$ 204,165.18
PERM IMP	\$ 772,337.20	\$ -	\$ -	\$ 6.52	\$ 772,343.72
CC LIBRARY	\$ 21,506.77	\$ -	\$ -	\$ 0.25	\$ 21,507.02
JP- CH SECURITY	\$ 10,569.47	\$ -	\$ -	\$ 0.05	\$ 10,569.52
COURTHOUSE SECURITY	\$ 83,295.49	\$ -	\$ -	\$ 0.67	\$ 83,296.16
RECORDS MANAGEMENT	\$ 16,588.56	\$ -	\$ 5,000.00	\$ 0.06	\$ 11,588.62
RECORDS PRESERVATION	\$ 18.65	\$ -	\$ -	\$ -	\$ 18.65
ARCHIVE FEES	\$ 66,742.77	\$ -	\$ -	\$ 0.58	\$ 66,743.35
2012 GO REFUNDING	\$ 197,096.64	\$ -	\$ 35,000.00	\$ 1.52	\$ 162,098.16
STATE FEES	\$ 5,911.76	\$ -	\$ -	\$ 0.01	\$ 5,911.77
DIST ATTY FORFEITURE	\$ 26,242.90	\$ -	\$ -	\$ 0.26	\$ 26,243.16
SHERIFF FORFEITURE	\$ 20,950.63	\$ -	\$ -	\$ 0.25	\$ 20,950.88
JAIL COMMISSARY	\$ 51,275.60	\$ -	\$ -	\$ 0.37	\$ 51,275.97
HOTEL/MOTEL TAX	\$ 123,674.26	\$ -	\$ -	\$ 0.99	\$ 123,675.25
AMERICAN RESCUE GRANT	\$ 1,000,011.14	\$ -	\$ -	\$ 8.43	\$ 1,000,019.57
TOTAL: TREAS FUND	\$ 10,043,033.03	\$ -	\$ 1,940,000.00	\$ 79.92	\$ 8,103,112.95

YEAR - TO - DATE INTEREST	BAL FORWARD	CURRENT INT.	BALANCE
	\$ 3,244.56	\$ 79.92	\$ 3,324.48

AVG. YEILD FOR JULY 2021 0.01% MKT VALUE / SHARE \$ 1.00

INVESTMENTS-LOGIC
PATTY BRENNAN, COOKE COUNTY TREASURER
JULY 2021

ACCT NAME	BALANCE FORWARD	DEPOSITS	WITH-DRAWALS	CURRENT INTEREST	ENDING BALANCE
GENERAL	\$ 3,788,055.91	\$ -	\$ -	\$ 166.69	\$ 3,788,222.60
R & B -1	\$ 447,382.89	\$ -	\$ -	\$ 19.72	\$ 447,402.61
R & B -2	\$ 188,394.55	\$ -	\$ -	\$ 8.28	\$ 188,402.83
R & B -3	\$ 392,329.44	\$ -	\$ -	\$ 17.27	\$ 392,346.71
R & B -4	\$ 534,425.90	\$ -	\$ -	\$ 23.51	\$ 534,449.41
FM & L	\$ 131,180.08	\$ -	\$ -	\$ 5.78	\$ 131,185.86
ADULT PROBATION	\$ 159,073.47	\$ -	\$ -	\$ 7.00	\$ 159,080.47
PERM IMP	\$ 733,116.23	\$ -	\$ -	\$ 32.26	\$ 733,148.49
LAW LIBRARY	\$ 51,461.84	\$ -	\$ -	\$ 2.25	\$ 51,464.09
COURTHOUSE SECURITY	\$ 53,084.77	\$ -	\$ -	\$ 2.31	\$ 53,087.08
RECORDS MANAGEMENT	\$ 20,860.77	\$ -	\$ -	\$ 0.92	\$ 20,861.69
ARCHIVE FEES	\$ 26,451.57	\$ -	\$ -	\$ 1.15	\$ 26,452.72
DIST ATTY FORFEITURE	\$ 26,451.57	\$ -	\$ -	\$ 1.15	\$ 26,452.72
SHERIFF FOREITURE	\$ 26,451.57	\$ -	\$ -	\$ 1.15	\$ 26,452.72
2012 GO REFUNDING	\$ 60,207.23	\$ -	\$ -	\$ 2.65	\$ 60,209.88
AMERICAN RESCUE GRANT	\$ 1,000,069.63	\$ -	\$ -	\$ 44.00	\$ 1,000,113.63
TOTAL: TREAS FUND	\$ 7,638,997.42	\$ -	\$ -	\$ 336.09	\$ 7,639,333.51

YEAR - TO - DATE INTEREST	BAL FORWARD	CURRENT INT.	BALANCE
	\$ 6,631.13	\$ 336.09	\$ 6,967.22

AVG. YEILD FOR JULY 2021 0.05% MKT VALU/SHARE \$ 1.00

COOKE COUNTY
16960003

Custody Holdings for Currency USD

As of 07/31/2021
Page 1

Security Receipt	Trade Date	Settlement Date	Cost Basis	Par/Shares Original Face	Description Rate, Maturity	Principal Cost Market Value	Date Priced
38149MYY6	04/28/2021	04/28/2021	N/A	249,000.00	GOLDMAN SACHS BK USA CD	249,000.00	07/30/2021
286005505	05/05/2021	05/05/2021	N/A	.00	.10, 05/05/2022	249,048.56	07/30/2021
78658REU1	04/28/2021	04/28/2021	N/A	249,000.00	SAFRA NATL BANK CD	249,000.00	07/30/2021
286005506	05/06/2021	05/06/2021	N/A	.00	.10, 05/05/2022	249,048.56	07/30/2021
9127965G0	12/23/2020	12/23/2020	N/A	1,000,000.00	UNITED STATES TREAS BILLS	999,342.00	07/30/2021
343014023	12/24/2020	12/24/2020	N/A	.00	DI, 12/02/2021	999,839.00	07/30/2021
91282CBX8	04/28/2021	04/28/2021	100,000,000	1,000,000.00	UNITED STATES TREAS NOTE	1,000,000.00	07/30/2021
286005501	04/30/2021	04/30/2021		.00	.125, 04/30/2023	999,375.00	07/30/2021
Total USD Par				2,498,000.00	Total USD Cost	2,497,342.00	
Total USD Original Face				2,498,000.00	Total USD Market Value	2,497,311.12	

BBVA USA, Member FDIC
BBVA USA, Member FDIC

BBVA

Pledge Security Listing

July 31, 2021

ID	CUSIP	Description	Safetkeeping Location	Safetkeeping Receipt	Coupon	Maturity Date	Call Date	Moody	S&P	Fitch	ASC 320	Face Amount	Current Par	Current Book Value	Market Value	Gain/(Loss)
4226	3138WDYL9	FNMA #AS4314	FHLB		2.50	01/01/2030		AAA	AA+	AAA	HTM	1,500,000	368,644.82	373,608.68	385,233.83	11,625.15
Total for COOKE COUNTY												1,500,000	368,644.82	373,608.68	385,233.83	11,625.15

PAGE 1 07/30/21 19:19:43
HOLDINGS BAPN032N
CC3 PROD

FEDERAL RESERVE BANK PLEDGEE

DISTRB PT J1
AS OF CLOSE OF BUSINESS 07-30-2021

PLEDGEE: COOKE COUNTY
100 S. DIXON
RM. 106

J7BM INSTITUTION ID: #J7BM

GAINESVILLE TX 76240

HOLDER : 082900432 - SIMMONS PB AR

RESP FRB:H2

ACCOUNT: J7BM - *COOKE COUNTY

CUSIP #

BVF

PAR

BALANCE	BOOK VALUE	
3133ELZB3 1.95 FCOR 21-35 AN 05-14-35 10,000,000.00	10,000,000.00	1.0000000000
3133EL6C3 1.73 FCOR 21-35 AX 09-10-35 990,000.00	990,000.00	1.0000000000
3133KLAL1 FEPC 01.500 CLRA4511 02-01-51 2,614,672.00	2,584,421.58	0.9884305100
3138ESAM0 FNAR XX.XXX WSAL9911 09-01-39 5,000,000.00	1,540,505.00	0.3081010000
		SUBTOTAL:
18,604,672.00	15,114,926.58	
		GRAND TOTAL:
18,604,672.00	15,114,926.58	



2 August 2021

COOKE COUNTY
PATTY BRENNAN
101 S DIXON ST
GAINESVILLE, TX 76240-4729

COLLATERAL REPORT as of:	31 July 2021
Pledgee Code:	COKC
Demand Deposit Balance:	<u>\$10,250,402.63</u>
C.D. Balance	<u>\$1,013,959.44</u>
Amount in Excess of FDIC Ins:	<u>\$10,764,362.07</u>
Required Pledge Amount:	<u>\$11,840,798.28</u>

See attached detail report for amount and description of securities pledged to account.

Total Pledged Par Amount:	<u>\$15,114,927.00</u>
Total Collateral Market Value*:	<u>\$15,146,482.00</u>
Total Other Collateral:	<u>\$ 0.00</u>

**Prices were obtained within five (5) days of the date of this report.*

FDIC Insurance is calculated by FDIC rules

- Pricing supplied by various third party sources including INTERACTIVE DATA and BLOOMBERG INFORMATION SERVICES. Certain infrequently traded Municipal Securities may be priced by utilizing a pricing matrix derived from the current Municipal yield curve.*
- Prices provided are indications only, and although derived from sources we believe reliable, they are not considered all-inclusive.*

All securities are held at Raymond James.

Reportfolio

Simmons First National Bank, Pine Bluff, AR
 Published: 8/2/2021 2:21:25 PM

Management Report
 Pledged To: COOKE COUNTY

Date: 31-Jul-21
 Section V-C Page: 191

Safetkeeping

Code	Cusip	Description	Pool	Moody	Original Face	Pledged	Pledged	Pledged	Pledged
Location	Trans#	Maturity	Coupon	StdPoor	Pledged Percent	Original Face Value	Par Value	Book Value	Market Value

FRSL	3133KLAL1	FHLMC Pool #RA4511	RA4511		\$6,644,672.00	\$784,672.00	\$775,593.74	\$781,317.34	\$767,752.49
	593101202102101	2/1/2051	1.500		11.81%				
FEDERAL RESERVE BANK, ST. HTM									

FRSL	3133KLAL1	FHLMC Pool #RA4511	RA4511		\$6,644,672.00	\$1,830,000.00	\$1,808,827.83	\$1,822,176.31	\$1,790,540.58
	593101202102101	2/1/2051	1.500		27.54%				
FEDERAL RESERVE BANK, ST. HTM									

2 MBS - Fixed Rate									
FRSL	3138ESAM0	FNMA Pool #AL9911	AL9911		\$10,000,000.00	\$2,614,672.00	\$2,584,421.58	\$2,603,493.65	\$2,558,293.08
	472040201708181	9/1/2039	2.364		50.00%				
FEDERAL RESERVE BANK, ST. AFS									

1 MBS - Variable Rate									
FRSL	3133ELZB3	FFCB Callable			\$10,000,000.00	\$5,000,000.00	\$1,540,505.00	\$1,618,273.57	\$1,637,202.50
	552716202005081	5/14/2035	1.950	AA+	100.00%				
FEDERAL RESERVE BANK, ST. AFS									

FRSL	3133EL6C3	FFCB Callable			\$25,000,000.00	\$500,000.00	\$500,000.00	\$499,665.19	\$490,670.00
	571314202009141	9/10/2035	1.730	AA+	2.00%				
FEDERAL RESERVE BANK, ST. AFS									

FRSL	3133EL6C3	FFCB Callable			\$25,000,000.00	\$490,000.00	\$490,000.00	\$489,671.89	\$480,856.60
	571314202009141	9/10/2035	1.730	Aaa	1.96%				
FEDERAL RESERVE BANK, ST. AFS									

3 Agency Notes/Bonds - FR									
Total Pledged 6 To: COK COOKE COUNTY									
		\$0.00	Munis with Maturity Under 2 Years		\$0.00	Other securities with Stated Maturity Under 2 Years			
		\$0.00	Munis with Maturity Over 2 Years		\$15,114,926.58	Other securities with Stated Maturity Over 2 Years			
		\$18,604,672.00			\$15,114,926.58			\$15,211,104.30	\$15,146,482.18
		\$10,990,000.00			\$10,990,000.00			\$10,989,337.08	\$10,950,986.60

** If no data is shown, then there are no pledges for the current period.

FUND NAME	CHECKING ACCOUNT	CHECKING AMOUNT	TDOA ACCOUNT	TDOA AMOUNT	FUND TOTAL
2021 001 GENERAL	TREAS FUND	3,519,531.29	TEXPOOL LOGIC TEXSTAR STONE T-BILLS CERT DEPOS	6,306,954.57 3,788,055.91 4,088,330.11 1,999,342.00 1,248,000.00	
2021 011 ROAD & BRIDGE 1	TREAS FUND	426,745.31	TEXPOOL LOGIC TEXSTAR STONE	651,253.15 447,382.89 455,166.18	20,950,213.88
2021 012 ROAD & BRIDGE 2	TREAS FUND	418,354.97	TEXPOOL LOGIC TEXSTAR	355,411.92 188,394.55	1,980,547.53
2021 013 ROAD & BRIDGE 3	TREAS FUND	1,092,433.07	TEXPOOL LOGIC TEXSTAR	802.49 486,443.30 392,329.44 286,541.45	962,963.93
2021 014 ROAD & BRIDGE 4	TREAS FUND	447,803.38	TEXPOOL LOGIC TEXSTAR	601,459.46 534,425.90 376,257.66	2,257,747.26
2021 018 CERTZ TIF	TREAS FUND		TEXPOOL LOGIC		1,959,946.40
2021 019 FM & LATERAL	TREAS FUND	21,696.35	TEXPOOL LOGIC TEXSTAR	327,737.64 131,180.08 335,549.92	816,163.99
2021 020 TUPC	TREAS FUND	41,645.59	TEXPOOL LOGIC TEXSTAR	2,145.76	43,791.35
2021 021 JUVENILE PROB-ISP	TREAS FUND		TEXPOOL LOGIC TEXSTAR		
2021 022 JUVENILE PROBATION	TREAS FUND	45,050.84	TEXPOOL LOGIC TEXSTAR		45,050.84
2021 023 JUVENILE PROB. IV-E	TREAS FUND	103.89	TEXPOOL LOGIC TEXSTAR		103.89
2021 024 JUVENILE DELINQUENCY PREVENT	TREAS FUND	12,558.14	TEXPOOL LOGIC TEXSTAR		12,558.14
2021 028 ADULT PROBATION	TREAS FUND	31,770.75	TEXPOOL LOGIC TEXSTAR	203,949.79 159,073.47 204,163.38	598,957.39
2021 029 COMMUNITY CORRECTIONS	TREAS FUND	10,400.53	TEXPOOL LOGIC		10,400.53

FUND NAME	CHECKING ACCOUNT	CHECKING AMOUNT	TDOA ACCOUNT	TDOA AMOUNT	FUND TOTAL
2021 031 CONTRACT ELECTIONS	TREAS FUND	16,224.06	TEXPOOL LOGIC		16,224.06
2021 032 DISTRICT CLERK PRESERVATION	TREAS FUND	6,344.71-	TEXPOOL LOGIC	610.23	5,734.48-
2021 033 COUNTY/DISTRICT TECHNOLOGY	FTREAS FUND	8,730.19	TEXPOOL LOGIC	1,609.89	10,340.08
2021 034 COURT REPORTER	TREAS FUND	12,838.18	TEXPOOL LOGIC	9,442.92	22,281.10
2021 035 PERMANENT IMPROVEMENT	TREAS FUND	173,556.72	TEXPOOL LOGIC	1,107,311.24	2,786,321.39
			TEXSTAR	733,116.23	
			STONE	772,337.20	
2021 037 LAW ENFORCEMENT ED	TREAS FUND	11,095.86	TEXPOOL LOGIC	10,617.46	21,713.32
2021 038 JP TECH	TREAS FUND	20,100.99	TEXPOOL LOGIC	27,888.61	47,989.60
2021 040 LAW LIBRARY	TREAS FUND	21,911.59	TEXPOOL LOGIC	117,105.54	190,478.97
			TEXSTAR	51,461.84	
2021 041 CC LIBRARY FUND	TREAS FUND	29,320.70	TEXPOOL LOGIC	28,676.77	79,504.24
2021 042 CC HISTORICAL COMM.	TREAS FUND	2,494.07	TEXSTAR	21,506.77	2,494.07
2021 043 JP COURTHOUSE SECURITY	TREAS FUND	24,242.49	TEXPOOL LOGIC	5,330.04	40,142.00
			TEXSTAR	10,569.47	
2021 044 COURTHOUSE SECURITY	TREAS FUND	51,261.58	TEXPOOL LOGIC	103,113.53	290,755.37
			TEXSTAR	53,084.77	
			TEXSTAR	83,295.49	
2021 046 CHAPTER 19	TREAS FUND	661.92-	TEXPOOL LOGIC		661.92-
2021 047 CC RECORDS MANAGEMENT	TREAS FUND	2,527.89	TEXSTAR		2,527.89
2021 048 COUNTY RECORDS MANAGEMENT	TREAS FUND	5,694.14	TEXPOOL LOGIC	14,820.29	52,963.76
			TEXSTAR	20,860.77	
			TEXSTAR	11,588.56	

FUND NAME	CHECKING ACCOUNT	CHECKING AMOUNT	TDOA ACCOUNT	TDOA AMOUNT	FUND TOTAL
2021 049 CC RECORDS PRESERVATION	TREAS FUND	44,042.62-	TEXPOOL LOGIC TEXSTAR	16.25 18.65	44,007.72-
2021 050 DIST CLERK RECORDS MANAGEMENT	TREAS FUND	10,546.34	TEXPOOL LOGIC TEXSTAR	15,933.17	26,479.51
2021 051 DISTRICT CLERK ARCHIVE	TREAS FUND	25,315.81	TEXPOOL LOGIC TEXSTAR	4,248.53	29,564.34
2021 052 COUNTY CLERK ARCHIVE FEE	TREAS FUND	45,238.29	TEXPOOL LOGIC TEXSTAR	57,817.00 26,451.57 66,742.77	196,249.63
2021 053 CA CHECK COLLECTING	TREAS FUND	1,333.19	TEXPOOL LOGIC TEXSTAR		1,333.19
2021 054 DA CHECK COLLECTING	TREAS FUND	300.34	TEXPOOL		300.34
2021 056 DISTRICT ATTY FORFEITURE	TREAS FUND	23,837.88	TEXPOOL LOGIC TEXSTAR	21,896.19 26,451.57 26,242.90	98,428.54
2021 057 D A SEIZURE FUND	TREAS	100,579.85	TEXPOOL		100,579.85
2021 058 SHERIFF FORFEITURE	TREAS FUND	21,079.71	TEXPOOL LOGIC TEXSTAR	45,643.20 26,451.57 20,950.63	114,125.11
2021 059 JAIL COMMISSARY	TREAS FUND	50,453.18	TEXPOOL LOGIC TEXSTAR	82,765.76	184,494.54
2021 061 2004 GO REFUNDING DEBT SERVIT	TREAS FUND	173,637.98	TEXPOOL LOGIC TEXSTAR	155,812.62 60,207.23 162,096.64	551,754.47
2021 088 STATE FEES	TREAS FUND	20,675.96	TEXPOOL LOGIC TEXSTAR	9,150.71	35,738.43
2021 090 OFFICER'S TRUST	TREAS FUND		TEXPOOL		
2021 091 LIBRARY TRUST - LIDDELL	TREAS FUND	1,051.01	CERT DEPOS	15,000.00	16,051.01
2021 092 LIBRARY TRUST - ROSENSTEIN	TREAS FUND	63.36-	CERT DEPOS	19,000.00	18,936.64
2021 098 PAYROLL CLEARING	PAYROLL	2,798,767.20			2,798,767.20
2021 100 CHILD ABUSE PREVENTION FUND	TREAS FUND	482.09	TEXPOOL		482.09
2021 101 PRETRIAL DIVERSTION	TREAS FUND	13,720.03	TEXPOOL		13,720.03

DATE 08/06/2021 TIME 09:19

COMBINED STATEMENT OF CASH POSITION FOR JULY

FUND NAME	CHECKING ACCOUNT	CHECKING AMOUNT	TDCA ACCOUNT	TDCA AMOUNT	FUND TOTAL
2021 102 HOTEL OCCUPANCY TAX FUND	TREAS FUND	105,247.26	TEXPOOL LOGIC TEXSTAR	189,382.04	418,303.56
2021 103 HAVA GRANT FUND			TEXPOOL LOGIC TEXSTAR		
2021 104 AMERICAN RESCUE PROG GRANT	TREAS FUND	1,010,850.73	TEXPOOL LOGIC TEXSTAR	1,000,013.86 1,000,069.63 1,000,011.14	4,010,945.36
TOTAL		10,800,096.81		30,967,933.89	41,768,030.70

CHECK ACCOUNT

CHECK

ACCOUNT BALANCE - TREAS FUND	7,900,749.76
ACCOUNT BALANCE - TREAS	100,579.85
ACCOUNT BALANCE - PAYROLL	2,798,767.20
TOTAL	<u>10,800,096.81</u>

TDOA ACCOUNT

TDOA

ACCOUNT BALANCE - TEXPOOL	11,944,561.44
ACCOUNT BALANCE - LOGIC	7,638,997.42
ACCOUNT BALANCE - TEXSTAR	8,103,033.03
ACCOUNT BALANCE - T-BILLS	1,999,342.00
ACCOUNT BALANCE - CERT DEPOS	1,282,000.00
TOTAL	<u>30,967,933.89</u>

ACCOUNT NAME	BEGINNING CASH BALANCE	CASH RECEIPTS	CASH DISBURSEMENTS	ENDING CASH BALANCE
2021 001 GENERAL				
CASH - GENERAL FUND	3,391,558.38	1,852,894.34	1,724,921.43	3,519,531.29
CASH ON HAND	2,144.00	.00	.00	2,144.00
CASH INVESTED - TEXPOOL	6,306,954.57	.00	.00	6,306,954.57
CASH INVESTED - LOGIC	3,788,055.91	.00	.00	3,788,055.91
CASH INVESTED - TEXSTAR	5,088,330.11	.00	1,000,000.00	4,088,330.11
CASH INVESTED - STONE CASTLE	.00	.00	.00	.00
T-BILLS - INVESTMENTS	1,999,342.00	.00	.00	1,999,342.00
CASH INVESTMENT-CD	1,248,000.00	.00	.00	1,248,000.00
FUND TOTALS	21,824,384.97	1,852,894.34	2,724,921.43	20,952,357.88
2021 011 ROAD & BRIDGE 1				
CASH - ROAD & BRIDGE # 1	300,035.94	224,724.28	98,014.91	426,745.31
CASH INVESTED - TEXPOOL	651,253.15	.00	.00	651,253.15
CASH INVESTED - LOGIC	447,382.89	.00	.00	447,382.89
CASH INVESTED - TEXSTAR	655,166.18	.00	200,000.00	455,166.18
STONE CASTLE	.00	.00	.00	.00
T-BILL INVESTMENTS	.00	.00	.00	.00
FUND TOTALS	2,053,838.16	224,724.28	298,014.91	1,980,547.53
2021 012 ROAD & BRIDGE 2				
CASH - ROAD & BRIDGE # 2	205,481.86	326,460.26	113,587.15	418,354.97
CASH INVESTED - TEXPOOL	355,411.92	.00	.00	355,411.92
CASH INVESTED - LOGIC	188,394.55	.00	.00	188,394.55
CASH INVESTED - TEXSTAR	300,802.49	.00	300,000.00	802.49
T-BILL INVESTMENTS	.00	.00	.00	.00
FUND TOTALS	1,050,090.82	326,460.26	413,587.15	962,963.93
2021 013 ROAD & BRIDGE 3				
CASH - ROAD & BRIDGE # 3	291,765.61	902,167.52	101,500.06	1,092,433.07
CASH INVESTED - TEXPOOL	486,443.30	.00	.00	486,443.30
CASH INVESTED - LOGIC	392,329.44	.00	.00	392,329.44
CASH INVESTED - TEXSTAR	486,541.45	.00	200,000.00	286,541.45
T-BILL INVESTMENTS	.00	.00	.00	.00
FUND TOTALS	1,657,079.80	902,167.52	301,500.06	2,257,747.26
2021 014 ROAD & BRIDGE 4				
CASH - ROAD & BRIDGE # 4	323,366.45	264,719.14	140,282.21	447,803.38
CASH INVESTED - TEXPOOL	601,459.46	.00	.00	601,459.46
CASH INVESTED - LOGIC	534,425.90	.00	.00	534,425.90
CASH INVESTED - TEXSTAR	576,257.66	.00	200,000.00	376,257.66
T-BILL INVESTMENTS	.00	.00	.00	.00
FUND TOTALS	2,035,509.47	264,719.14	340,282.21	1,959,946.40
2021 018 CERTZ TIP				
CASH - CERTZ TIP	.00	.00	.00	.00
CASH INVESTED	.00	.00	.00	.00
CASH INVESTED - LOGIC	.00	.00	.00	.00
T-BILL INVESTMENT	.00	.00	.00	.00
FUND TOTALS	.00	.00	.00	.00
2021 019 FM & LATERAL				
CASH - F M & LATERAL	21,664.93	31.42	.00	21,696.35
CASH INVESTED	327,737.64	.00	.00	327,737.64
CASH INVESTED - LOGIC	131,180.08	.00	.00	131,180.08
CASH INVESTED - TEXSTAR	335,549.92	.00	.00	335,549.92

ACCOUNT NAME	BEGINNING CASH BALANCE	CASH RECEIPTS	CASH DISBURSEMENTS	ENDING CASH BALANCE
2021 020 TJPC				
T-BILL INVESTMENT	816,132.57	31.42	.00	816,163.99
FUND TOTALS				
CASH - T.J.P.C.	38,103.35	23,948.00	20,405.76	41,645.59
CASH INVESTED	2,145.76	.00	.00	2,145.76
CASH INVESTED - LOGIC	.00	.00	.00	.00
CASH INVESTED - TEXSTAR	.00	.00	.00	.00
FUND TOTALS	40,249.11	23,948.00	20,405.76	43,791.35
2021 021 JUVENILE PROB-ISP				
CASH - JUVENILE PROBATION INVESTMENTS	.00	.00	.00	.00
CASH INVESTED - LOGIC	.00	.00	.00	.00
CASH INVESTED - TEXSTAR	.00	.00	.00	.00
FUND TOTALS	.00	.00	.00	.00
2021 022 JUVENILE PROBATION				
CASH - JUV. PROB. DIV INVESTMENTS	44,925.84	125.00	.00	45,050.84
FUND TOTALS	44,925.84	125.00	.00	45,050.84
2021 023 JUVENILE PROB. IV-E				
CASH - IV-E	103.89	.00	.00	103.89
CASH INVESTED	.00	.00	.00	.00
CASH INVESTED - LOGIC	.00	.00	.00	.00
CASH INVESTED - TEXSTAR	.00	.00	.00	.00
FUND TOTALS	103.89	.00	.00	103.89
2021 024 JUVENILE DELINQUENCY PREVENTN				
CASH - JUVENILE DELINQUENCY PR INVESTMENTS	12,558.14	.00	.00	12,558.14
CASH INVESTED - LOGIC	.00	.00	.00	.00
CASH INVESTED - TEXSTAR	.00	.00	.00	.00
FUND TOTALS	12,558.14	.00	.00	12,558.14
2021 028 ADULT PROBATION				
CASH - ADULT PROBATION	34,007.09	27,790.00	30,026.34	31,770.75
CASH ON HAND	75.00	.00	.00	75.00
CASH INVESTED - TEXPOOL	203,949.79	.00	.00	203,949.79
CASH INVESTED - LOGIC	159,073.47	.00	.00	159,073.47
CASH INVESTED - TEXSTAR	204,163.38	.00	.00	204,163.38
FUND TOTALS	601,268.73	27,790.00	30,026.34	599,032.39
2021 029 COMMUNITY CORRECTIONS				
CASH - COMMUNITY CORRECTI INVESTMENTS	16,007.49	.00	5,606.96	10,400.53
CASH INVESTED - LOGIC	.00	.00	.00	.00
FUND TOTALS	16,007.49	.00	5,606.96	10,400.53
2021 031 CONTRACT ELECTIONS				
CASH - CONTRACT ELECTIONS	16,224.06	.00	.00	16,224.06
CASH INVESTED - TEXPOOL	.00	.00	.00	.00
CASH INVESTED - LOGIC	.00	.00	.00	.00
FUND TOTALS	16,224.06	.00	.00	16,224.06
2021 032 DISTRICT CLERK PRESERVATION				
CASH - DISTRICT CLERK PRESVATI	5,394.12	475.00	1,425.59	6,344.71

ACCOUNT NAME	BEGINNING CASH BALANCE	CASH RECEIPTS	CASH DISBURSEMENTS	ENDING CASH BALANCE
INVESTMENTS	610.23	.00	.00	610.23
CASH INVESTED - LOGIC	.00	.00	.00	.00
CASH INVESTED - TEXSTAR	.00	.00	.00	.00
FUND TOTALS	4,783.89-	475.00	1,425.59-	5,734.48-
2021 033 COUNTY/DISTRICT TECHNOLOGY FUN				
CASH - COUNTY/DISTRICT TECH INVESTMENTS	8,691.78	39.19	.78-	8,730.19
CASH INVESTED - LOGIC	1,609.89	.00	.00	1,609.89
CASH INVESTED - TEXSTAR	.00	.00	.00	.00
FUND TOTALS	10,301.67	39.19	.78-	10,340.08
2021 034 COURT REPORTER				
CASH - COURT REPORTER FUND INVESTMENTS	12,500.49	862.50	524.81-	12,838.18
CASH INVESTED - LOGIC	9,442.92	.00	.00	9,442.92
CASH INVESTED - TEXSTAR	.00	.00	.00	.00
FUND TOTALS	21,943.41	862.50	524.81-	22,281.10
2021 035 PERMANENT IMPROVEMENT				
CASH - PERMANENT IMPROVEM INVESTMENTS	168,829.35	4,727.37	.00	173,556.72
CASH INVESTED - TEKPOOL	1,107,311.24	.00	.00	1,107,311.24
CASH INVESTED - LOGIC	733,116.23	.00	.00	733,116.23
CASH INVESTED - TEXSTAR	772,337.20	.00	.00	772,337.20
STONE CASTLE	.00	.00	.00	.00
T-BILL INVESTMENTS	.00	.00	.00	.00
FUND TOTALS	2,781,594.02	4,727.37	.00	2,786,321.39
2021 037 LAW ENFORCEMENT ED				
CASH - LAW ENFORCEMENT ED INVESTMENTS	11,588.43	.00	492.57-	11,095.86
CASH INVESTED	10,617.46	.00	.00	10,617.46
CASH INVESTED - LOGIC	.00	.00	.00	.00
CASH INVESTED - TEXSTAR	.00	.00	.00	.00
FUND TOTALS	22,205.89	.00	492.57-	21,713.32
2021 038 JP TECH				
CASH - J P TECH FUND INVESTMENTS	21,638.50	135.66	1,673.17-	20,100.99
CASH INVESTED - LOGIC	27,888.61	.00	.00	27,888.61
CASH INVESTED - TEXSTAR	.00	.00	.00	.00
FUND TOTALS	49,527.11	135.66	1,673.17-	47,989.60
2021 040 LAW LIBRARY				
CASH - LAW LIBRARY INVESTMENTS	20,855.24	1,563.50	507.15-	21,911.59
CASH INVESTED	117,105.54	.00	.00	117,105.54
CASH INVESTED - LOGIC	51,461.84	.00	.00	51,461.84
CASH INVESTED - TEXSTAR	.00	.00	.00	.00
FUND TOTALS	189,422.62	1,563.50	507.15-	190,478.97
2021 041 CC LIBRARY FUND				
CASH - COOKE COUNTY LIBRA INVESTMENTS	29,996.88	894.19	1,570.37-	29,320.70
CASH INVESTED	28,676.77	.00	.00	28,676.77
CASH INVESTED - LOGIC	.00	.00	.00	.00
CASH INVESTED - TEXSTAR	21,506.77	.00	.00	21,506.77
T-BILL INVESTMENTS	.00	.00	.00	.00
FUND TOTALS	80,180.42	894.19	1,570.37-	79,504.24
2021 042 CC HISTORICAL COMM.				
CASH - COOKE CO. HISTORIC	2,494.07	.00	.00	2,494.07

ACCOUNT NAME	BEGINNING CASH BALANCE	CASH RECEIPTS	CASH DISBURSEMENTS	ENDING CASH BALANCE
2021 043 JP COURTHOUSE SECURITY	24,210.57	31.92	.00	24,242.49
CASH - JP COURTHOUSE SECURITY	5,330.04	.00	.00	5,330.04
CASH INVESTED - LOGIC	.00	.00	.00	.00
CASH INVESTED - TEXSTAR	10,569.47	.00	.00	10,569.47
FUND TOTALS	40,110.08	31.92	.00	40,142.00
2021 044 COURTHOUSE SECURITY	49,758.63	1,504.93	1.98-	51,261.58
CASH - COURTHOUSE SECURITY	103,113.53	.00	.00	103,113.53
CASH INVESTED - LOGIC	53,084.77	.00	.00	53,084.77
CASH INVESTED - TEXSTAR	83,295.49	.00	.00	83,295.49
FUND TOTALS	289,252.42	1,504.93	1.98-	290,755.37
2021 046 CHAPTER 19	1,013.49-	1,011.77	660.20-	661.92-
CASH - CHAPTER 19	.00	.00	.00	.00
INVESTMENTS	1,013.49-	1,011.77	660.20-	661.92-
FUND TOTALS	1,013.49-	1,011.77	660.20-	661.92-
2021 047 CC RECORDS MANAGEMENT	2,526.87	1.02	.00	2,527.89
CASH - CC RECORDS MANAGEMENT	.00	.00	.00	.00
INVESTMENTS - TEXPOOL	2,526.87	1.02	.00	2,527.89
FUND TOTALS	2,526.87	1.02	.00	2,527.89
2021 048 COUNTY RECORDS MANAGEMENT	3,940.42	5,715.84	3,962.12-	5,694.14
CASH - RECORDS MANAGEMENT	14,820.29	.00	.00	14,820.29
CASH INVESTED - TEXPOOL	20,860.77	.00	.00	20,860.77
CASH INVESTED - LOGIC	16,588.56	.00	5,000.00-	11,588.56
CASH INVESTED - TEXSTAR	56,210.04	5,715.84	8,962.12-	52,963.76
FUND TOTALS	108,480.08	11,431.84	13,924.12-	105,087.80
2021 049 CC RECORDS PRESERVATION	54,609.62-	10,567.00	.00	44,042.62-
CASH - RECORDS PRESERVATION	16.25	.00	.00	16.25
CASH INVESTED - TEXPOOL	.00	.00	.00	.00
CASH INVESTED - LOGIC	18.65	.00	.00	18.65
CASH INVESTED - TEXSTAR	54,574.72-	10,567.00	.00	44,007.72-
FUND TOTALS	54,609.62-	10,567.00	.00	44,042.62-
2021 050 DIST CLERK RECORDS MANAGEMENT	10,199.96	351.87	5.49-	10,546.34
CASH - D C RECORDS MANAGEMENT	15,933.17	.00	.00	15,933.17
CASH INVESTED - LOGIC	.00	.00	.00	.00
CASH INVESTED - TEXSTAR	.00	.00	.00	.00
FUND TOTALS	26,133.13	351.87	5.49-	26,479.51
2021 051 DISTRICT CLERK ARCHIVE	25,007.81	318.00	10.00-	25,315.81
DISTRICT CLERK ARCHIVE	4,248.53	.00	.00	4,248.53
INVESTMENTS	.00	.00	.00	.00
CASH INVESTED - LOGIC	.00	.00	.00	.00
CASH INVESTED - TEXSTAR	.00	.00	.00	.00
FUND TOTALS	29,256.34	318.00	10.00-	29,564.34
2021 052 COUNTY CLERK ARCHIVE FEE	48,578.29	9,900.00	13,240.00-	45,238.29
CASH - RECORDS ARCHIVE	57,817.00	.00	.00	57,817.00
INVESTMENTS				

ACCOUNT NAME	BEGINNING CASH BALANCE	CASH RECEIPTS	CASH DISBURSEMENTS	ENDING CASH BALANCE
2021 053 CA CHECK COLLECTING &				
CASH - CHECK COLLECTING	1,446.94	.00	113.75-	1,333.19
CASH INVESTED	.00	.00	.00	.00
CASH INVESTED - LOGIC	.00	.00	.00	.00
CASH INVESTED - TEXSTAR	.00	.00	.00	.00
FUND TOTALS	1,446.94	.00	113.75-	1,333.19
2021 054 DA CHECK COLLECTING				
CASH - DA CHECK COLLECTING	300.34	.00	.00	300.34
CASH INVESTED	.00	.00	.00	.00
FUND TOTALS	300.34	.00	.00	300.34
2021 056 DISTRICT ATTY FORFEITURE				
CASH - D.A. FORFEITURE FU	29,519.58	.00	5,681.70-	23,837.88
CASH INVESTED - TEXPOOL	21,896.19	.00	.00	21,896.19
CASH INVESTED - LOGIC	26,451.57	.00	.00	26,451.57
CASH INVESTED - TEXSTAR	26,242.90	.00	.00	26,242.90
FUND TOTALS	104,110.24	.00	5,681.70-	98,428.54
2021 057 D A SEIZURE FUND				
CASH - DA SEIZURE	96,797.85	3,782.00	.00	100,579.85
INVESTMENTS	.00	.00	.00	.00
FUND TOTALS	96,797.85	3,782.00	.00	100,579.85
2021 058 SHERIFF FORFEITURE				
CASH - SHERIFF FORFEITURE	18,880.85	2,198.86	.00	21,079.71
INVESTMENTS	45,643.20	.00	.00	45,643.20
CASH INVESTED - LOGIC	26,451.57	.00	.00	26,451.57
CASH INVESTED - TEXSTAR	20,950.63	.00	.00	20,950.63
FUND TOTALS	111,926.25	2,198.86	.00	114,125.11
2021 059 JAIL COMMISSARY				
CASH - JAIL COMMISSARY	48,918.69	2,222.28	687.79-	50,453.18
CASH INVESTED - TEXPOOL	82,765.76	.00	.00	82,765.76
CASH INVESTED - LOGIC	.00	.00	.00	.00
CASH INVESTED - TEXSTAR	51,275.60	.00	.00	51,275.60
FUND TOTALS	182,960.05	2,222.28	687.79-	184,494.54
2021 061 2004 GO REFUNDING DEBT SERVICE				
CASH - 2004 GO REFUNDING D/S	132,817.09	40,820.89	.00	173,637.98
CASH INVESTED - TEXPOOL	155,812.62	.00	.00	155,812.62
CASH INVESTED - LOGIC	60,207.23	.00	.00	60,207.23
CASH INVESTED - TEXSTAR	197,096.64	.00	.00	162,096.64
T-BILL INVESTMENTS	.00	.00	.00	.00
FUND TOTALS	545,933.58	40,820.89	.00	551,754.47
2021 088 STATE FEES				
CASH - STATE FEES	113,644.80	36,814.08	129,782.92-	20,675.96
CASH INVESTED	9,150.71	.00	.00	9,150.71
CASH INVESTED - LOGIC	.00	.00	.00	.00
CASH INVESTED - TEXSTAR	5,911.76	.00	.00	5,911.76
FUND TOTALS	128,707.27	36,814.08	129,782.92-	35,738.43
2021 090 OFFICER'S TRUST				
CASH-OFFICERS TRUST	.00	.00	.00	.00

ACCOUNT NAME	BEGINNING CASH BALANCE	CASH RECEIPTS	CASH DISBURSEMENTS	ENDING CASH BALANCE
2021 091 LIBRARY TRUST - LIDDELL				
CASH INVESTED	.00	.00	.00	.00
CASH INVESTED - LOGIC	.00	.00	.00	.00
FUND TOTALS	.00	.00	.00	.00
2021 091 LIBRARY TRUST - LIDDELL	1,032.31	18.70	.00	1,051.01
CASH-LIBRARY TRUST/LIDDELL	15,000.00	.00	.00	15,000.00
CD INVESTMENT	16,032.31	18.70	.00	16,051.01
FUND TOTALS	16,032.31	18.70	.00	16,051.01
2021 092 LIBRARY TRUST - ROSENSTEIN				
CASH-LIBRARY TRUST/ROSENSTEIN	63.36-	.00	.00	63.36-
CD INVESTMENT	19,000.00	.00	.00	19,000.00
FUND TOTALS	18,936.64	.00	.00	18,936.64
2021 098 PAYROLL CLEARING				
CASH - PAYROLL CLEARING	1,589,734.82	1,209,032.38	.00	2,798,767.20
INVESTMENTS	.00	.00	.00	.00
FUND TOTALS	1,589,734.82	1,209,032.38	.00	2,798,767.20
2021 100 CHILD ABUSE PREVENTION FUND				
CASH-CHILD ABUSE PREVENTION	482.09	.00	.00	482.09
CASH INVESTED	.00	.00	.00	.00
FUND TOTALS	482.09	.00	.00	482.09
2021 101 PRETRIAL DIVERSION				
CASH-PRETRIAL DIVERSION	13,720.03	.00	.00	13,720.03
CASH INVESTED	.00	.00	.00	.00
CASH INVESTED - LOGIC	.00	.00	.00	.00
FUND TOTALS	13,720.03	.00	.00	13,720.03
2021 102 HOTEL OCCUPANCY TAX FUND				
CASH - HOTEL OCCUPANCY TAX	75,625.64	29,621.62	.00	105,247.26
CASH INVESTED - TEXPOOL	189,382.04	.00	.00	189,382.04
CASH INVESTED - LOGIC	.00	.00	.00	.00
CASH INVESTED - TEXSTAR	123,674.26	.00	.00	123,674.26
FUND TOTALS	388,681.94	29,621.62	.00	418,303.56
2021 103 HAVA GRANT FUND				
CASH - HAVA GRANT FUND	622.55	.00	.00	622.55
CASH INVESTED - TEXPOOL	.00	.00	.00	.00
CASH INVESTED - LOGIC	.00	.00	.00	.00
CASH INVESTED - TEXSTAR	.00	.00	.00	.00
FUND TOTALS	622.55	.00	.00	622.55
2021 104 AMERICAN RESCUE PROG GRANT				
CASH - AMERICAN RESCUE PROG GR	1,010,850.73	.00	.00	1,010,850.73
CASH INVESTED - TEXPOOL	1,000,013.86	.00	.00	1,000,013.86
CASH INVESTED - LOGIC	1,000,069.63	.00	.00	1,000,069.63
CASH INVESTED - TEXSTAR	1,000,011.14	.00	.00	1,000,011.14
FUND TOTALS	4,010,945.36	.00	.00	4,010,945.36
GRAND TOTALS	41,120,086.93	4,985,470.53	4,334,685.21-	41,770,872.25