



MONTHLY REPORT

OCTOBER 2021


PATTY BRENNAN

COOKE COUNTY TREASURER


FINANCIAL REPORTS


October 2021


In accordance with Local Government Code 114.026, this affidavit states the current cash and reports in the custody of the county treasurer as of this date of October, 2021.



Steve Starnes,
Cooke County Judge



Pam Harrison,
Cooke County Clerk


Gary Hollowell,
Commissioner Pct. #1


Jason Snuggs,
Commissioner Pct. #2


Adam Arendt,
Commission Pct. #3


Leon Klement,
Commissioner Pct. #4

FILED FOR RECORD
21 DEC 13 PM 12:10
PAM HARRISON
COUNTY CLERK, COOKE CO. TX
BY  DEPUTY

AFFIDAVIT

STATE OF TEXAS

COUNTY OF COOKE

The members of the Commissioners' Court of Cooke County, Texas, state as follows:

The requirement of Subsection (C) of the Texas Local Government Code, §114.026 have been met for the term of October 2021. The amount of cash and other assets in the custody of the County Treasurer at the time of examination are:


Cash (includes on hand, money market accounts, and short term investments) \$ 34,559,135.30

Other Assets (long term investments) \$ 0.00.

Sworn to and subscribed this 13th day of December 2021.


Steve Starnes, Cooke County Judge



Gary Hollowell, Commissioner, Pct 1


Jason Snuggs, Commissioner, Pct 2


Adam Arendt, Commissioner, Pct 3


Leon Klement, Commissioner, Pct 4

ATTEST:


Pam Harrison, County Clerk

FILED FOR RECORD

21 DEC 13 PM 12:10

PAM HARRISON
COUNTY CLERK, COOKE CO. TX

BY  DEPUTY

TOTALS

PRIOR MONTH ENDING BANK STATEMENT BALANCE \$8,385,571.42 180
 CLEARED DEPOSITS \$1,383,154.69 2
 CLEARED ADDITIONS \$2,270.00
 CLEARED CHECKS \$3,408,979.88- 558
 CLEARED DEDUCTIONS \$102,801.29- 3

CURRENT MONTH ENDING BANK STATEMENT BALANCE \$6,259,214.94

CURRENT MONTH ENDING BANK STATEMENT BALANCE \$6,259,214.94 2
 OUTSTANDING DEPOSITS \$4,626.83
 OUTSTANDING ADDITIONS \$.00
 OUTSTANDING CHECKS \$859,973.13- 614
 OUTSTANDING DEDUCTIONS \$.00

RECONCILED BOOK BALANCE \$5,403,868.64

ENDING STATEMENT DATE 10/31/2021 CLERK: PB

C.D. INVESTMENTS

LANDMARK BANK

October 2021

<u>C.D.#</u>	<u>PURCHASE DATE</u>	<u>AMOUNT</u>	<u>MAT. DATE</u>
Library Liddell 2363	Jan 17, 2021	7,500.00	Jan 25, 2023
Library Liddell 2389	Jan 17, 2021	7,500.00	Jan 25, 2023
Library Rosenstein 5099	Dec 12, 2020	11,000.00	Dec 12, 2023
Library Rosenstein 8294	Mar 16, 2021	8,000.00	Mar 24, 2024

INT. EARNED MONTHLY:

2-Liddell CD's @ 1.00%
Rosenstein #5099 CD @ 1.00%
Rosenstein #8294 CD @ .60%

Interest is deposited into the Treasurer's Fund. The 4 Library's CDs' interest is deposited quarterly.

THE FIRST STATE BANK

October 2021

<u>C.D.#</u>	<u>PURCHASE DATE</u>	<u>AMOUNT</u>	<u>MAT. DATE</u>
GEN/6877	Dec17, 2020	250,000.00	Dec 17, 2022

INT. EARNED MONTHLY:

Gen CD @ .50% *
(* With a Bump-up feature)

Interest accrues monthly and is deposited monthly with depository bank into the Treasurer's Fund

INVESTMENTS-LOGIC
PATTY BRENNAN, COOKE COUNTY TREASURER
OCTOBER 2021

ACCT NAME	BALANCE FORWARD	DEPOSITS	WITH-DRAWALS	CURRENT INTEREST	ENDING BALANCE
GENERAL	\$ 3,788,461.21	\$ -	\$ -	\$ 115.58	\$ 3,788,576.79
R & B -1	\$ 447,430.78	\$ -	\$ -	\$ 13.65	\$ 447,444.43
R & B -2	\$ 188,414.69	\$ -	\$ 50,000.00	\$ 5.31	\$ 138,420.00
R & B -3	\$ 392,371.43	\$ -	\$ -	\$ 11.99	\$ 392,383.42
R & B -4	\$ 534,483.08	\$ -	\$ -	\$ 16.31	\$ 534,499.39
FM & L	\$ 131,194.14	\$ -	\$ -	\$ 3.99	\$ 131,198.13
ADULT PROBATION	\$ 159,090.47	\$ -	\$ -	\$ 4.84	\$ 159,095.31
PERM IMP	\$ 733,194.64	\$ -	\$ -	\$ 22.37	\$ 733,217.01
LAW LIBRARY	\$ 51,467.35	\$ -	\$ -	\$ 1.58	\$ 51,468.93
COURTHOUSE SECURITY	\$ 53,090.40	\$ -	\$ -	\$ 1.62	\$ 53,092.02
RECORDS MANAGEMENT	\$ 20,862.94	\$ -	\$ -	\$ 0.62	\$ 20,863.56
ARCHIVE FEES	\$ 26,454.44	\$ -	\$ -	\$ 0.78	\$ 26,455.22
DIST ATTY FORFEITURE	\$ 26,454.44	\$ -	\$ -	\$ 0.78	\$ 26,455.22
SHERIFF FOREITURE	\$ 26,454.44	\$ -	\$ -	\$ 0.78	\$ 26,455.22
2012 GO REFUNDING	\$ 60,213.69	\$ -	\$ -	\$ 1.83	\$ 60,215.52
AMERICAN RESCUE GRANT	\$ 1,000,176.64	\$ -	\$ -	\$ 30.53	\$ 1,000,207.17
TOTAL: TREAS FUND	\$ 7,639,814.78	\$ -	\$ 50,000.00	\$ 232.56	\$ 7,590,047.34

YEAR - TO - DATE INTEREST	BAL FORWARD	CURRENT INT.	BALANCE
	\$ -	\$ 232.56	\$ 232.56

AVG. YEILD FOR OCT 2021 0.04% MKT VALU/SHARE \$ 1.00

INVESTMENTS-TEX STAR
PATTY BRENNAN, COOKE COUNTY TREASURER
OCTOBER 2021

ACCT NAME	BALANCE FORWARD	DEPOSITS	WITH- DRAWALS	CURRENT INTEREST	ENDING BALANCE
GENERAL	\$ 4,088,439.14	\$ -	\$ -	\$ 34.72	# \$ 4,088,473.86
R & B -1	\$ 455,178.66	\$ -	\$ 150,000.00	\$ 3.38	\$ 305,182.04
R & B -2	\$ -	\$ -	\$ -	\$ -	\$ -
R & B -3	\$ 286,549.93	\$ -	\$ -	\$ 2.47	\$ 286,552.40
R & B -4	\$ 376,268.25	\$ -	\$ -	\$ 3.15	\$ 376,271.40
FM & L	\$ 235,558.30	\$ -	\$ -	\$ 1.92	\$ 235,560.22
ADULT PROBATION	\$ 154,167.84	\$ -	\$ -	\$ 1.29	\$ 154,169.13
PERM IMP	\$ 772,356.54	\$ -	\$ -	\$ 6.52	\$ 772,363.06
CC LIBRARY	\$ 0.06	\$ -	\$ -	\$ -	\$ 0.06
JP- CH SECURITY	\$ 0.01	\$ -	\$ -	\$ -	\$ 0.01
COURTHOUSE SECURITY	\$ 83,297.46	\$ -	\$ -	\$ 0.67	\$ 83,298.13
RECORDS MANAGEMENT	\$ 0.01	\$ -	\$ -	\$ -	\$ 0.01
RECORDS PRESERVATION	\$ 18.65	\$ -	\$ -	\$ -	\$ 18.65
ARCHIVE FEES	\$ 66,744.49	\$ -	\$ -	\$ 0.57	\$ 66,745.06
2012 GO REFUNDING	\$ 162,100.70	\$ -	\$ -	\$ 1.30	\$ 162,102.00
STATE FEES	\$ 0.01	\$ -	\$ -	\$ -	\$ 0.01
DIST ATTY FORFEITURE	\$ 0.07	\$ -	\$ -	\$ -	\$ 0.07
SHERIFF FORFEITURE	\$ 0.06	\$ -	\$ -	\$ -	\$ 0.06
JAIL COMMISSARY	\$ 0.12	\$ -	\$ -	\$ -	\$ 0.12
HOTEL/MOTEL TAX	\$ 123,677.18	\$ -	\$ -	\$ 0.99	\$ 123,678.17
AMERICAN RESCUE GRANT	\$ 1,000,036.14	\$ -	\$ -	\$ 8.43	\$ 1,000,044.57
TOTAL: TREAS FUND	\$ 7,804,393.62	\$ -	\$ 150,000.00	\$ 65.41	\$ 7,654,459.03

YEAR - TO - DATE INTEREST	BAL FORWARD	CURRENT INT.	BALANCE
	\$ -	\$ 65.41	\$ 65.41

AVG. YEILD FOR OCT 2021 0.01% MKT VALUE / SHARE \$ 1.00

INVESTMENTS-TEXPOOL
PATTY BRENNAN, COOKE COUNTY TREASURER
OCTOBER 2021

ACCT NAME	BALANCE FORWARD	DEPOSITS	WITH- DRAWALS	CURRENT INTEREST	ENDING BALANCE
GENERAL	\$ 5,307,318.05	\$ -	\$ -	\$ 159.50	\$ 5,307,477.55
R & B -1	\$ 476,290.62	\$ -	\$ -	\$ 14.32	\$ 476,304.94
R & B -2	\$ 106,236.28	\$ -	\$ -	\$ 3.20	\$ 106,239.48
R & B -3	\$ 486,471.40	\$ -	\$ -	\$ 14.63	\$ 486,486.03
R & B -4	\$ 351,493.91	\$ -	\$ -	\$ 10.56	\$ 351,504.47
FM & L	\$ 227,756.41	\$ -	\$ -	\$ 6.83	\$ 227,763.24
STATE FUNDS	\$ 15,063.14	\$ -	\$ -	\$ 0.45	\$ 15,063.59
TJPC	\$ 2,145.76	\$ -	\$ -	\$ -	\$ 2,145.76
DIST CLK PRESERVATION	\$ 610.23	\$ -	\$ -	\$ -	\$ 610.23
COUNTY/DIST TECH	\$ 1,609.89	\$ -	\$ -	\$ -	\$ 1,609.89
ADULT PROB	\$ 203,961.56	\$ -	\$ -	\$ 6.13	\$ 203,967.69
COURT REP	\$ 9,443.69	\$ -	\$ -	\$ 0.31	\$ 9,444.00
PERM IMP	\$ 1,107,375.23	\$ -	\$ -	\$ 33.32	\$ 1,107,408.55
LAW ENFORCEMENT ED	\$ 10,618.32	\$ -	\$ -	\$ 0.31	\$ 10,618.63
JP-CH SECURITY	\$ 15,899.86	\$ -	\$ -	\$ 0.58	\$ 15,900.44
DIST CLK RECORDS MGMT	\$ 15,934.30	\$ -	\$ -	\$ 0.58	\$ 15,934.88
DIST CLK ARCHIVE	\$ 4,248.40	\$ -	\$ -	\$ -	\$ 4,248.40
LAW LIBRARY	\$ 117,112.28	\$ -	\$ -	\$ 3.51	\$ 117,115.79
JP TECH	\$ 27,890.30	\$ -	\$ -	\$ 0.90	\$ 27,891.20
C H SECURITY	\$ 103,119.55	\$ -	\$ -	\$ 3.10	\$ 103,122.65
REC MGMT	\$ 26,410.13	\$ -	\$ 10,000.00	\$ 0.79	\$ 16,410.92
REC PRESV	\$ 16.25	\$ -	\$ -	\$ -	\$ 16.25
LIBRARY	\$ 50,186.13	\$ -	\$ -	\$ 1.53	\$ 50,187.66
ARCHIVE	\$ 57,820.37	\$ -	\$ -	\$ 1.78	\$ 57,822.15
DIST ATTY FORFEITURE	\$ 48,141.09	\$ -	\$ -	\$ 1.51	\$ 48,142.60
SHERIFF FORFEITURE	\$ 66,597.31	\$ -	\$ 36,000.00	\$ 1.62	\$ 30,598.93
JAIL COMMISSARY	\$ 134,047.54	\$ -	\$ -	\$ 4.03	\$ 134,051.57
2004 GO-REFUNDING	\$ 155,821.55	\$ -	\$ -	\$ 4.70	\$ 155,826.25
HOTEL/MOTEL TAX	\$ 189,392.93	\$ -	\$ -	\$ 5.64	\$ 189,398.57
AMERICAN RESCUE GRANT	\$ 1,000,071.65	\$ -	\$ -	\$ 30.03	\$ 1,000,101.68
TOTAL: TREAS FUND	\$ 10,319,104.13	\$ -	\$ 46,000.00	\$ 309.86	\$ 10,273,413.99

YEAR - TO - DATE INTEREST	BAL FORWARD:	CURRENT INT.:	BALANCE:
	\$ -	\$ 309.86	\$ 309.86

AVG. YEILD FOR OCT 2021 0.04% MKT VALUE/ SHAR| \$ 1.00

COOKE COUNTY
16960003

Custody Holdings for Currency USD

As of 09/30/2021
Page 1

Security Receipt	Settlement Date	Trade Date	Cost Basis	Par/Shares Original Face	Description Rate, Maturity	Principal Cost Market Value	Date Priced
38149M/VY6	04/28/2021	04/28/2021	N/A	249,000.00	GOLDMAN SACHS BK USA CD	249,000.00	09/30/2021
286005505	05/05/2021	05/05/2021	N/A	.00	10, 05/05/2022	249,018.43	09/30/2021
78658REU1	04/28/2021	04/28/2021	N/A	249,000.00	SAFRA NATL BANK CD	249,000.00	09/30/2021
286005506	05/06/2021	05/06/2021	N/A	.00	10, 05/05/2022	249,018.43	09/30/2021
9127965G0	12/23/2020	12/23/2020	N/A	1,000,000.00	UNITED STATES TREAS BILLS	999,342.00	09/30/2021
343014023	12/24/2020	12/24/2020	N/A	.00	DI, 12/02/2021	999,948.00	09/30/2021
91282CBX8	04/28/2021	04/28/2021	100,000,000	1,000,000.00	UNITED STATES TREAS NOTE	1,000,000.00	09/30/2021
286005501	04/30/2021	04/30/2021		.00	125, 04/30/2023	998,633.00	09/30/2021
Total USD Par				2,498,000.00	Total USD Cost	2,497,342.00	
Total USD Original Face				2,498,000.00	Total USD Market Value	2,496,617.86	

The PNC Financial Services Group, Inc. BBVA USA is a Member FDIC and Equal Housing Lender.
BBVA is a registered trademark of BBVA, S.A. and is used under license





1 November 2021

COOKE COUNTY
PATTY BRENNAN
101 S DIXON ST
GAINESVILLE, TX 76240-4729

COLLATERAL REPORT as of: 31 October 2021

Pledgee Code: COKC

Demand Deposit Balance: \$9,302,872.50

C.D. Balance \$1,015,911.29

Amount in Excess of FDIC Ins: \$9,818,783.79

Required Pledge Amount: \$10,800,662.17

See attached detail report for amount and description of securities pledged to account.

Total Pledged Par Amount: \$15,024,669.00

Total Collateral Market Value*: \$14,714,912.00

Total Other Collateral: \$ 0.00

*Prices were obtained within five (5) days of the date of this report.

FDIC Insurance is calculated by FDIC rules

- Pricing supplied by various third party sources including INTERACTIVE DATA and BLOOMBERG INFORMATION SERVICES. Certain infrequently traded Municipal Securities may be priced by utilizing a pricing matrix derived from the current Municipal yield curve.
- Prices provided are indications only, and although derived from sources we believe reliable, they are not considered all-inclusive.

All securities are held at Raymond James.

PAGE 1 10/29/21 19:20:37
HOLDINGS BAPN032N
CC3 PROD

FEDERAL RESERVE BANK PLEDGEE

DISTRB PT J1
AS OF CLOSE OF BUSINESS 10-29-2021

PLEDGEE: COOKE COUNTY J7BM INSTITUTION ID: #J7BM
100 S. DIXON
RM. 106

GAINESVILLE TX 76240

HOLDER : 082900432 - SIMMONS PB AR

RESP FRB:H2

ACCOUNT: J7BM - *COOKE COUNTY

CUSIP #

BVF

PAR

BALANCE	BOOK VALUE	
3133ELZB3 1.95 FCOR 21-35 AN 05-14-35		1.0000000000
10,000,000.00	10,000,000.00	
3133EL6C3 1.73 FCOR 21-35 AX 09-10-35		1.0000000000
990,000.00	990,000.00	
3133KLAL1 FEPC 01.500 CLRA4511 02-01-51		0.9825643700
2,614,672.00	2,569,083.55	
3138ESAM0 FNAR XX.XXX WSAL9911 09-01-39		0.2931170800
5,000,000.00	1,465,585.40	
		SUBTOTAL:
18,604,672.00	15,024,668.95	
		GRAND TOTAL:
18,604,672.00	15,024,668.95	



EL CAMPO, TX

Pledge Security Listing

October 31, 2021

ID	CUSIP	Description	Safetkeeping Location	Safetkeeping Receipt	Coupon	Maturity Date	Call Date	Moody	S&P	Fitch	ASC 320	Face Amount	Current Par	Current Book Value	Market Value	Gain(Loss)
4226	3138WDV19	FNMA #AS4314	FHLB		2.50	01/01/2030		AAA	AA+	AAA	HTM	1,500,000	339,267.02	343,701.34	352,837.70	9,136.35
Total for COOKE COUNTY												1,500,000	339,267.02	343,701.34	352,837.70	9,136.35

COMBINED STATEMENT OF CASH POSITION FOR OCTOBER

FUND NAME	CHECKING ACCOUNT	CHECKING AMOUNT	TDOA ACCOUNT	TDOA AMOUNT	FUND TOTAL
2022 001 GENERAL	TREAS FUND	1,941,142.81	TEXPOOL LOGIC TEXSTAR STONE CERT DEPOS	5,307,477.55 3,788,576.79 4,088,473.86 1,748,000.00	16,873,671.01
2022 011 ROAD & BRIDGE 1	TREAS FUND	290,083.38	TEXPOOL LOGIC TEXSTAR STONE	476,304.94 447,444.43 305,182.04	1,519,014.79
2022 012 ROAD & BRIDGE 2	TREAS FUND	237,141.98	TEXPOOL LOGIC TEXSTAR	106,239.48 138,420.00	481,801.46
2022 013 ROAD & BRIDGE 3	TREAS FUND	437,431.15	TEXPOOL LOGIC TEXSTAR	486,486.03 392,383.42 286,552.40	1,602,853.00
2022 014 ROAD & BRIDGE 4	TREAS FUND	285,134.62	TEXPOOL LOGIC TEXSTAR	351,504.47 534,499.39 376,271.40	1,547,409.88
2022 019 FM & LATERAL	TREAS FUND	221,840.61	TEXPOOL LOGIC TEXSTAR	227,763.24 131,198.13 235,560.22	816,362.20
2022 020 TJPC	TREAS FUND	38,227.53	TEXPOOL LOGIC TEXSTAR	2,145.76	40,373.29
2022 021 JUVENILE PROB-ISP	TREAS FUND		TEXPOOL LOGIC TEXSTAR		
2022 022 JUVENILE PROBATION	TREAS FUND	45,868.95	TEXPOOL LOGIC TEXSTAR		45,868.95
2022 023 JUVENILE PROB. IV-E	TREAS FUND	104.38	TEXPOOL LOGIC TEXSTAR		104.38
2022 024 JUVENILE DELINQUENCY PREVENTNTREAS FUND	TREAS FUND	14,406.57	TEXPOOL LOGIC TEXSTAR		14,406.57
2022 028 ADULT PROBATION	TREAS FUND	58,300.44	TEXPOOL LOGIC TEXSTAR	203,967.69 159,095.31 154,169.13	575,532.57
2022 029 COMMUNITY CORRECTIONS	TREAS FUND	10,141.76	TEXPOOL LOGIC		10,141.76
2022 031 CONTRACT ELECTIONS	TREAS FUND	16,304.35	TEXPOOL LOGIC		16,304.35
2022 032 DISTRICT CLERK PRESERVATION TREAS FUND	TREAS FUND	8,787.70-	TEXPOOL LOGIC		610.23

FUND NAME	CHECKING ACCOUNT	CHECKING AMOUNT	TDOA ACCOUNT	TDOA AMOUNT	FUND TOTAL
2022 033 COUNTY/DISTRICT TECHNOLOGY FTREAS FUND		9,378.56	TEXPOOL LOGIC TEXSTAR	1,609.89	8,177.47-
2022 034 COURT REPORTER	TREAS FUND	13,439.45	TEXPOOL LOGIC TEXSTAR	9,444.00	10,988.45
2022 035 PERMANENT IMPROVEMENT	TREAS FUND	143,109.40	TEXPOOL LOGIC TEXSTAR STONE	1,107,408.55 733,217.01 772,363.06	22,883.45
2022 037 LAW ENFORCEMENT ED	TREAS FUND	8,457.96	TEXPOOL LOGIC TEXSTAR	10,618.63	2,756,098.02
2022 038 JP TECH	TREAS FUND	18,626.01	TEXPOOL LOGIC TEXSTAR	27,891.20	19,076.59
2022 040 LAW LIBRARY	TREAS FUND	24,808.24	TEXPOOL LOGIC TEXSTAR	117,115.79 51,468.93	46,517.21
2022 041 CC LIBRARY FUND	TREAS FUND	31,380.72	TEXPOOL LOGIC TEXSTAR	50,187.66	193,392.96
2022 042 CC HISTORICAL COMM.	TREAS FUND	2,506.38	TEXPOOL LOGIC TEXSTAR	5,330.88	81,568.44
2022 043 JP COURTHOUSE SECURITY	TREAS FUND	36,647.04	TEXPOOL LOGIC TEXSTAR	.01	2,506.38
2022 044 COURTHOUSE SECURITY	TREAS FUND	31,734.86	TEXPOOL LOGIC TEXSTAR	113,692.21 53,092.02 83,298.13	41,977.93
2022 046 CHAPTER 19	TREAS FUND	235.26-	TEXPOOL		235.26-
2022 047 CC RECORDS MANAGEMENT	TREAS FUND	2,549.73	TEXPOOL LOGIC TEXSTAR	16,410.92 20,863.56	2,549.73
2022 048 COUNTY RECORDS MANAGEMENT	TREAS FUND	8,834.77	TEXPOOL LOGIC TEXSTAR	.01	46,109.26
2022 049 CC RECORDS PRESERVATION	TREAS FUND	10,540.62-	TEXPOOL LOGIC TEXSTAR	16.25	10,505.72-
2022 050 DIST CLERK RECORDS MANAGEMENTREAS FUND		11,778.60	TEXPOOL LOGIC	15,934.75	

FUND NAME	CHECKING ACCOUNT	CHECKING AMOUNT	TDOA ACCOUNT	TDOA AMOUNT	FUND TOTAL
2022 051 DISTRICT CLERK ARCHIVE	TREAS FUND	26,806.61	TEXPOOL LOGIC TEXSTAR	4,248.53	27,713.35
2022 052 COUNTY CLERK ARCHIVE FEE	TREAS FUND	63,588.26	TEXPOOL LOGIC TEXSTAR	57,822.15 26,455.22 66,745.06	31,055.14
2022 053 CA CHECK COLLECTING	TREAS FUND	1,252.79	TEXPOOL LOGIC TEXSTAR		214,610.69
2022 054 DA CHECK COLLECTING	TREAS FUND	300.34	TEXPOOL LOGIC TEXSTAR		1,252.79
2022 056 DISTRICT ATTY FORFEITURE	TREAS FUND	7,816.65	TEXPOOL LOGIC TEXSTAR	48,142.60 26,455.22 .07	300.34
2022 057 D A SEIZURE FUND	TREAS FUND	93,508.60	TEXPOOL LOGIC TEXSTAR		93,508.60
2022 058 SHERIFF FORFEITURE	TREAS FUND	33,058.97	TEXPOOL LOGIC TEXSTAR	30,598.93 26,455.22 .06	90,113.18
2022 059 JAIL COMMISSARY	TREAS FUND	56,518.83	TEXPOOL LOGIC TEXSTAR	134,051.57 .12	190,570.52
2022 061 2004 GO REFUNDING DEBT SERVITREAS FUND	TREAS FUND	152,101.73	TEXPOOL LOGIC TEXSTAR	155,826.25 60,215.52 162,102.00	530,245.50
2022 088 STATE FEES	TREAS FUND	20,363.51	TEXPOOL LOGIC TEXSTAR	15,063.59 .01	35,427.11
2022 090 OFFICER'S TRUST	TREAS FUND		TEXPOOL		
2022 091 LIBRARY TRUST - LIDDELL	TREAS FUND	1,131.25	CERT DEPOS	15,000.00	16,131.25
2022 092 LIBRARY TRUST - ROSENSTEIN	TREAS FUND	23.54	CERT DEPOS	19,000.00	18,976.46
2022 098 PAYROLL CLEARING	PAYROLL				
2022 100 CHILD ABUSE PREVENTION FUND	TREAS FUND	484.44	TEXPOOL		484.44
2022 101 PRETRIAL DIVERSION	TREAS FUND	13,720.03	TEXPOOL		13,720.03
2022 102 HOTEL OCCUPANCY TAX FUND	TREAS FUND	177,624.83	TEXPOOL LOGIC TEXSTAR	189,398.57 123,678.17	490,701.57
2022 103 HAVA GRANT FUND					

DATE 11/22/2021 TIME 08:57

COMBINED STATEMENT OF CASH POSITION FOR OCTOBER

FUND NAME	CHECKING ACCOUNT	CHECKING AMOUNT	TDOA ACCOUNT	TDOA AMOUNT	FUND TOTAL
2022 104 AMERICAN RESCUE PROG GRANT	TREAS FUND	978,840.44	TEXPOOL LOGIC TEXSTAR	1,000,101.68 1,000,207.17 1,000,044.57	3,979,193.86
TOTAL		5,546,910.41		27,299,920.36	32,846,830.77

CHECK ACCOUNT
ACCOUNT BALANCE - TREAS FUND 5,546,910.41

TOTAL 5,546,910.41

TDOA ACCOUNT
ACCOUNT BALANCE - TEXPOOL 10,273,413.99
ACCOUNT BALANCE - LOGIC 7,590,047.34
ACCOUNT BALANCE - TEXSTAR 7,654,459.03
ACCOUNT BALANCE - CERT DEPOS 1,782,000.00

TOTAL 27,299,920.36

ACCOUNT NAME	BEGINNING CASH BALANCE	CASH RECEIPTS	CASH DISBURSEMENTS	ENDING CASH BALANCE
2022 001 GENERAL				
CASH - GENERAL FUND	3,035,677.82	1,018,861.70	2,113,396.71	1,941,142.81
CASH ON HAND	2,144.00	.00	.00	2,144.00
CASH INVESTED - TEXPOOL	5,307,318.05	159.50	.00	5,307,477.55
CASH INVESTED - LOGIC	3,788,461.21	115.58	.00	3,788,576.79
CASH INVESTED - TEXSTAR	4,088,439.14	34.72	.00	4,088,473.86
CASH INVESTED - STONE CASTLE	1,999,342.00	.00	.00	1,999,342.00
T-BILLS - INVESTMENTS	1,748,000.00	.00	.00	1,748,000.00
CASH INVESTMENT-CD	1,748,000.00	.00	.00	1,748,000.00
FUND TOTALS	19,969,382.22	1,019,171.50	2,113,396.71	18,875,157.01
2022 011 ROAD & BRIDGE 1				
CASH - ROAD & BRIDGE # 1	277,810.46	209,043.31	196,770.39	290,083.38
CASH INVESTED - TEXPOOL	476,290.62	14.32	.00	476,304.94
CASH INVESTED - LOGIC	447,430.78	13.65	.00	447,444.43
CASH INVESTED - TEXSTAR	455,178.66	3.38	150,000.00	305,182.04
STONE CASTLE	.00	.00	.00	.00
T-BILL INVESTMENTS	.00	.00	.00	.00
FUND TOTALS	1,656,710.92	209,074.66	346,770.39	1,519,014.79
2022 012 ROAD & BRIDGE 2				
CASH - ROAD & BRIDGE # 2	320,351.29	113,760.80	196,970.11	237,141.98
CASH INVESTED - TEXPOOL	106,236.28	3.20	.00	106,239.48
CASH INVESTED - LOGIC	188,414.69	5.31	50,000.00	138,420.00
CASH INVESTED - TEXSTAR	.00	.00	.00	.00
T-BILL INVESTMENTS	.00	.00	.00	.00
FUND TOTALS	615,002.26	113,769.31	246,970.11	481,801.46
2022 013 ROAD & BRIDGE 3				
CASH - ROAD & BRIDGE # 3	812,948.15	44,397.12	419,914.12	437,431.15
CASH INVESTED - TEXPOOL	486,471.40	14.63	.00	486,486.03
CASH INVESTED - LOGIC	392,371.43	11.99	.00	392,383.42
CASH INVESTED - TEXSTAR	286,549.93	2.47	.00	286,552.40
T-BILL INVESTMENTS	.00	.00	.00	.00
FUND TOTALS	1,978,340.91	44,426.21	419,914.12	1,602,853.00
2022 014 ROAD & BRIDGE 4				
CASH - ROAD & BRIDGE # 4	321,851.14	158,091.68	194,808.20	285,134.62
CASH INVESTED - TEXPOOL	351,493.91	10.56	.00	351,504.47
CASH INVESTED - LOGIC	534,483.08	16.31	.00	534,499.39
CASH INVESTED - TEXSTAR	376,268.25	3.15	.00	376,271.40
T-BILL INVESTMENTS	.00	.00	.00	.00
FUND TOTALS	1,584,096.38	158,121.70	194,808.20	1,547,409.88
2022 019 FM & LATERAL				
CASH - F M & LATERAL	221,817.15	23.48	.02	221,840.61
CASH INVESTED	227,756.41	6.83	.00	227,763.24
CASH INVESTED - LOGIC	131,194.14	3.99	.00	131,198.13
CASH INVESTED - TEXSTAR	235,558.30	1.92	.00	235,560.22
T-BILL INVESTMENT	.00	.00	.00	.00
FUND TOTALS	816,326.00	36.22	.02	816,362.20
2022 020 TUPC				
CASH - T.J.P.C.	16,195.24	80,869.35	26,446.58	38,227.53
CASH INVESTED	2,145.76	.00	.00	2,145.76
CASH INVESTED - LOGIC	.00	.00	.00	.00

ACCOUNT NAME	BEGINNING CASH BALANCE	CASH RECEIPTS	CASH DISBURSEMENTS	ENDING CASH BALANCE
2022 021 JUVENILE PROB-ISP				
CASH - JUVENILE PROBATION INVESTMENTS	.00	.00	.00	.00
CASH INVESTED - LOGIC	.00	.00	.00	.00
CASH INVESTED - TEXTSTAR	.00	.00	.00	.00
FUND TOTALS	.00	.00	.00	.00
2022 022 JUVENILE PROBATION				
CASH - JUV. PROB. DIV INVESTMENTS	45,853.95	15.00	.00	45,868.95
FUND TOTALS	45,853.95	15.00	.00	45,868.95
2022 023 JUVENILE PROB. IV-E				
CASH - IV-E	104.38	.00	.00	104.38
CASH INVESTED	.00	.00	.00	.00
CASH INVESTED - LOGIC	.00	.00	.00	.00
CASH INVESTED - TEXTSTAR	.00	.00	.00	.00
FUND TOTALS	104.38	.00	.00	104.38
2022 024 JUVENILE DELINQUENCY PREVENTN				
CASH - JUVENILE DELINQUENCY PR INVESTMENTS	14,406.57	.00	.00	14,406.57
CASH INVESTED - LOGIC	.00	.00	.00	.00
CASH INVESTED - TEXTSTAR	.00	.00	.00	.00
FUND TOTALS	14,406.57	.00	.00	14,406.57
2022 028 ADULT PROBATION				
CASH ON HAND	66,021.21	32,574.19	40,294.96	58,300.44
CASH INVESTED - TEXTPOOL	75.00	.00	.00	75.00
CASH INVESTED - LOGIC	203,961.56	6.13	.00	203,967.69
CASH INVESTED - TEXTSTAR	159,090.47	4.84	.00	159,095.31
FUND TOTALS	583,316.84	32,586.45	40,294.96	575,607.57
2022 029 COMMUNITY CORRECTIONS				
CASH - COMMUNITY CORRECTI INVESTMENTS	15,594.91	1,251.06	6,704.21	10,141.76
CASH INVESTED - LOGIC	.00	.00	.00	.00
FUND TOTALS	15,594.91	1,251.06	6,704.21	10,141.76
2022 031 CONTRACT ELECTIONS				
CASH - CONTRACT ELECTIONS	16,304.35	.00	.00	16,304.35
CASH INVESTED - TEXTPOOL	.00	.00	.00	.00
CASH INVESTED - LOGIC	.00	.00	.00	.00
FUND TOTALS	16,304.35	.00	.00	16,304.35
2022 032 DISTRICT CLERK PRESERVATION				
CASH - DISTRICT CLERK PRESVATI INVESTMENTS	8,116.36	893.39	1,564.73	8,787.70
CASH INVESTED - LOGIC	610.23	.00	.00	610.23
CASH INVESTED - TEXTSTAR	.00	.00	.00	.00
FUND TOTALS	7,506.13	893.39	1,564.73	8,177.47
2022 033 COUNTY/DISTRICT TECHNOLOGY FUN				
CASH - COUNTY/DISTRICT TECH	9,320.95	57.61	.00	9,378.56

ACCOUNT NAME	BEGINNING CASH BALANCE	CASH RECEIPTS	CASH DISBURSEMENTS	ENDING CASH BALANCE
INVESTMENTS	1,609.89	.00	.00	1,609.89
CASH INVESTED - LOGIC	.00	.00	.00	.00
CASH INVESTED - TEXSTAR	.00	.00	.00	.00
FUND TOTALS	10,930.84	57.61	.00	10,988.45

2022 034 COURT REPORTER

CASH - COURT REPORTER FUND	13,270.24	694.01	524.80-	13,439.45
INVESTMENTS	9,443.69	.31	.00	9,444.00
CASH INVESTED - LOGIC	.00	.00	.00	.00
CASH INVESTED - TEXSTAR	.00	.00	.00	.00
FUND TOTALS	22,713.93	694.32	524.80-	22,883.45

2022 035 PERMANENT IMPROVEMENT

CASH - PERMANENT IMPROVEM	139,508.84	3,600.56	.00	143,109.40
CASH INVESTED - TEXPOOL	1,107,375.23	33.32	.00	1,107,408.55
CASH INVESTED - LOGIC	733,194.64	22.37	.00	733,217.01
CASH INVESTED - TEXSTAR	772,356.54	6.52	.00	772,363.06
STONE CASTLE	.00	.00	.00	.00
T-BILL INVESTMENTS	.00	.00	.00	.00
FUND TOTALS	2,752,435.25	3,662.77	.00	2,756,098.02

2022 037 LAW ENFORCEMENT ED

CASH - LAW ENFORCEMENT ED	8,457.96	.00	.00	8,457.96
CASH INVESTED	10,618.32	.31	.00	10,618.63
CASH INVESTED - LOGIC	.00	.00	.00	.00
CASH INVESTED - TEXSTAR	.00	.00	.00	.00
FUND TOTALS	19,076.28	.31	.00	19,076.59

2022 038 JP TECH

CASH - J P TECH FUND	19,540.83	146.58	1,061.40-	18,626.01
INVESTMENTS	27,890.30	.90	.00	27,891.20
CASH INVESTED - LOGIC	.00	.00	.00	.00
CASH INVESTED - TEXSTAR	.00	.00	.00	.00
FUND TOTALS	47,431.13	147.48	1,061.40-	46,517.21

2022 040 LAW LIBRARY

CASH - LAW LIBRARY	23,581.24	1,227.00	.00	24,808.24
CASH INVESTED	117,112.28	3.51	.00	117,115.79
CASH INVESTED - LOGIC	51,467.35	1.58	.00	51,468.93
CASH INVESTED - TEXSTAR	.00	.00	.00	.00
FUND TOTALS	192,160.87	1,232.09	.00	193,392.96

2022 041 CC LIBRARY FUND

CASH - COOKE COUNTY LIBRA	30,606.19	1,304.35	529.82-	31,380.72
CASH INVESTED	50,186.13	1.53	.00	50,187.66
CASH INVESTED - LOGIC	.00	.00	.00	.00
CASH INVESTED - TEXSTAR	.06	.00	.00	.06
T-BILL INVESTMENTS	.00	.00	.00	.00
FUND TOTALS	80,792.38	1,305.88	529.82-	81,568.44

2022 042 CC HISTORICAL COMM.

CASH - COOKE CO. HISTORIC	2,506.38	.00	.00	2,506.38
FUND TOTALS	2,506.38	.00	.00	2,506.38

2022 043 JP COURTHOUSE SECURITY

CASH - JP COURTHOUSE SECURITY	36,619.04	30.00	2.00-	36,647.04
CASH INVESTED	5,330.30	.58	.00	5,330.88

ACCOUNT NAME	BEGINNING CASH BALANCE	CASH RECEIPTS	CASH DISBURSEMENTS	ENDING CASH BALANCE
2022 044 COURTHOUSE SECURITY				
CASH INVESTED - LOGIC				
CASH INVESTED - TEXSTAR	41,949.35	30.58	2.00	41,977.93
FUND TOTALS				
2022 046 CHAPTER 19				
CASH - CHAPTER 19	2.19	.00	233.07	235.26
INVESTMENTS	.00	.00	.00	.00
FUND TOTALS	2.19	.00	233.07	235.26
2022 047 CC RECORDS MANAGEMENT				
CASH - CC RECORDS MANAGEMENT	2,546.06	3.67	.00	2,549.73
INVESTMENTS - TEXPOOL	.00	.00	.00	.00
FUND TOTALS	2,546.06	3.67	.00	2,549.73
2022 048 COUNTY RECORDS MANAGEMENT				
CASH - RECORDS MANAGEMENT	1,418.88	12,479.31	5,063.42	8,834.77
CASH INVESTED - TEXPOOL	26,410.13	.79	10,000.00	16,410.92
CASH INVESTED - LOGIC	20,862.94	.62	.00	20,863.56
CASH INVESTED - TEXSTAR	.01	.00	.00	.01
FUND TOTALS	48,691.96	12,480.72	15,063.42	46,109.26
2022 049 CC RECORDS PRESERVATION				
CASH - RECORDS PRESERVATION	22,420.62	11,880.00	.00	10,540.62
CASH INVESTED - TEXPOOL	16.25	.00	.00	16.25
CASH INVESTED - LOGIC	.00	.00	.00	.00
CASH INVESTED - TEXSTAR	18.65	.00	.00	18.65
FUND TOTALS	22,385.72	11,880.00	.00	10,505.72
2022 050 DIST CLERK RECORDS MANAGEMENT				
CASH - D C RECORDS MANAGEMENT	11,330.54	448.06	.00	11,778.60
CASH INVESTED	15,934.17	.58	.00	15,934.75
CASH INVESTED - LOGIC	.00	.00	.00	.00
CASH INVESTED - TEXSTAR	27,264.71	448.64	.00	27,713.35
FUND TOTALS				
2022 051 DISTRICT CLERK ARCHIVE				
DISTRICT CLERK ARCHIVE	26,165.28	641.33	.00	26,806.61
INVESTMENTS	4,248.53	.00	.00	4,248.53
CASH INVESTED - LOGIC	.00	.00	.00	.00
CASH INVESTED - TEXSTAR	.00	.00	.00	.00
FUND TOTALS	30,413.81	641.33	.00	31,055.14
2022 052 COUNTY CLERK ARCHIVE FEE				
CASH - RECORDS ARCHIVE	52,358.26	11,230.00	.00	63,588.26
INVESTMENTS	57,820.37	1.78	.00	57,822.15
CASH INVESTED - LOGIC	26,454.44	.78	.00	26,455.22
CASH INVESTED - TEXSTAR	66,744.49	.57	.00	66,745.06
FUND TOTALS	203,377.56	11,233.13	.00	214,610.69
2022 053 CA CHECK COLLECTING				
CASH - CHECK COLLECTING &	1,224.59	148.90	120.70	1,252.79

ACCOUNT NAME	BEGINNING CASH BALANCE	CASH RECEIPTS	CASH DISBURSEMENTS	ENDING CASH BALANCE
2022 054 DA CHECK COLLECTING				
CASH INVESTED - LOGIC	.00	.00	.00	.00
CASH INVESTED - TEXSTAR	.00	.00	.00	.00
FUND TOTALS	1,224.59	148.90	120.70	1,252.79
2022 054 DA CHECK COLLECTING				
CASH - DA CHECK COLLECTING	300.34	.00	.00	300.34
CASH INVESTED	.00	.00	.00	.00
FUND TOTALS	300.34	.00	.00	300.34
2022 056 DISTRICT ATTY FORFEITURE				
CASH - D.A. FORFEITURE FU	17,521.32	720.83	10,425.50	7,816.65
CASH INVESTED - TEXPOOL	48,141.09	1.51	.00	48,142.60
CASH INVESTED - LOGIC	26,454.44	.78	.00	26,455.22
CASH INVESTED - TEXSTAR	.07	.00	.00	.07
FUND TOTALS	92,116.92	723.12	10,425.50	82,414.54
2022 057 D A SEIZURE FUND				
CASH - SEIZURE-LAW	88,641.70	4,866.90	.00	93,508.60
INVESTMENTS	.00	.00	.00	.00
FUND TOTALS	88,641.70	4,866.90	.00	93,508.60
2022 058 SHERIFF FORFEITURE				
CASH - SHERIFF FORFEITURE	20,822.30	36,000.00	23,763.33	33,058.97
INVESTMENTS	66,597.31	1.62	36,000.00	30,598.93
CASH INVESTED - LOGIC	26,454.44	.78	.00	26,455.22
CASH INVESTED - TEXSTAR	.06	.00	.00	.06
FUND TOTALS	113,874.11	36,002.40	59,763.33	90,113.18
2022 059 JAIL COMMISSARY				
CASH - JAIL COMMISSARY	106,118.24	2,065.42	51,664.83	56,518.83
CASH INVESTED - TEXPOOL	134,047.54	4.03	.00	134,051.57
CASH INVESTED - LOGIC	.00	.00	.00	.00
CASH INVESTED - TEXSTAR	.12	.00	.00	.12
FUND TOTALS	240,165.90	2,069.45	51,664.83	190,570.52
2022 061 2004 GO REFUNDING DEBT SERVICE				
CASH - 2004 GO REFUNDING D/S	147,546.82	4,554.91	.00	152,101.73
CASH INVESTED - TEXPOOL	155,821.55	4.70	.00	155,826.25
CASH INVESTED - LOGIC	60,213.69	1.83	.00	60,215.52
CASH INVESTED - TEXSTAR	162,100.70	1.30	.00	162,102.00
T-BILL INVESTMENTS	.00	.00	.00	.00
FUND TOTALS	525,682.76	4,562.74	.00	530,245.50
2022 088 STATE FEES				
CASH - STATE FEES	93,144.90	35,565.11	108,346.50	20,363.51
CASH INVESTED	15,063.14	.45	.00	15,063.59
CASH INVESTED - LOGIC	.00	.00	.00	.00
CASH INVESTED - TEXSTAR	.01	.00	.00	.01
FUND TOTALS	108,208.05	35,565.56	108,346.50	35,427.11
2022 090 OFFICER'S TRUST				
CASH-OFFICERS TRUST	.00	.00	.00	.00
CASH INVESTED	.00	.00	.00	.00
CASH INVESTED - LOGIC	.00	.00	.00	.00
FUND TOTALS	.00	.00	.00	.00
2022 091 LIBRARY TRUST - LIDDELL				
CASH-LIBRARY TRUST/LIDDELL	1,093.42	37.83	.00	1,131.25

ACCOUNT NAME	BEGINNING CASH BALANCE	CASH RECEIPTS	CASH DISBURSEMENTS	ENDING CASH BALANCE
2022 092 LIBRARY TRUST - ROSENSTEIN				
CD INVESTMENT	15,000.00			15,000.00
FUND TOTALS	16,093.42	37.83	.00	16,131.25
2022 098 PAYROLL CLEARING				
CASH - PAYROLL CLEARING INVESTMENTS	23.54-	.00	.00	23.54-
FUND TOTALS	19,000.00	.00	.00	19,000.00
2022 100 CHILD ABUSE PREVENTION FUND				
CASH-CHILD ABUSE PREVENTION	484.44	.00	.00	484.44
FUND TOTALS	484.44	.00	.00	484.44
2022 101 PRETRIAL DIVERSION				
CASH-PRERIAL DIVERSION	13,720.03	.00	.00	13,720.03
FUND TOTALS	13,720.03	.00	.00	13,720.03
2022 102 HOTEL OCCUPANCY TAX FUND				
CASH - HOTEL OCCUPANCY TAX	148,258.91	29,365.92	.00	177,624.83
CASH INVESTED - TEXPOOL	189,392.93	5.64	.00	189,398.57
CASH INVESTED - LOGIC	123,677.18	.00	.00	123,678.17
FUND TOTALS	461,329.02	29,372.55	.00	490,701.57
2022 103 HAVA GRANT FUND				
CASH - HAVA GRANT FUND	622.55	.00	.00	622.55
CASH INVESTED - TEXPOOL	.00	.00	.00	.00
CASH INVESTED - LOGIC	.00	.00	.00	.00
CASH INVESTED - TEXSTAR	.00	.00	.00	.00
FUND TOTALS	622.55	.00	.00	622.55
2022 104 AMERICAN RESCUE PROG GRANT				
CASH - AMERICAN RESCUE PROG GR	1,015,853.68	5,206.12	42,219.36-	978,840.44
CASH INVESTED - TEXPOOL	1,000,071.65	30.03	.00	1,000,101.68
CASH INVESTED - LOGIC	1,000,176.64	30.53	.00	1,000,207.17
CASH INVESTED - TEXSTAR	1,000,036.14	8.43	.00	1,000,044.57
FUND TOTALS	4,016,138.11	5,275.11	42,219.36-	3,979,193.86
GRAND TOTALS	36,711,445.93	2,817,543.26	4,679,974.87-	34,849,014.32