



MONTHLY REPORT

NOVEMBER 2021

PATTY BRENNAN

COOKE COUNTY TREASURER


FINANCIAL REPORTS

November 2021

In accordance with Local Government Code 114.026, this affidavit states the current cash and reports in the custody of the county treasurer as of this date of November, 2021.




Steve Starnes,
Cooke County Judge



Pam Harrison,
Cooke County Clerk



Gary Hollowell,
Commissioner Pct. #1



Jason Snuggs,
Commissioner Pct. #2



Adam Arendt,
Commission Pct. #3



Leon Klement,
Commissioner Pct. #4

AFFIDAVIT

STATE OF TEXAS

COUNTY OF COOKE

The members of the Commissioners' Court of Cooke County, Texas, state as follows:

The requirement of Subsection (C) of the Texas Local Government Code, §114.026 have been met for the term of November 2021. The amount of cash and other assets in the custody of the County Treasurer at the time of examination are:

Cash (includes on hand, money market accounts, and short term investments) \$ 31,078,306.37

Other Assets (long term investments) \$ 0.00.


Sworn to and subscribed this 27th day of December 2021



Steve Starnes, Cooke County Judge


Gary Hollowell, Commissioner, Pct 1
Jason Snuggs, Commissioner, Pct 2
Adam Arendt, Commissioner, Pct 3
Leon Klement, Commissioner, Pct 4

ATTEST:


Pam Harrison, County Clerk

TOTALS

PRIOR MONTH ENDING BANK STATEMENT BALANCE \$6,259,214.94 177
 CLEARED DEPOSITS \$7,071,333.70 4
 CLEARED ADDITIONS \$99,831.51
 CLEARED CHECKS \$5,388,406.53- 574
 CLEARED DEDUCTIONS \$4,114.16- 2

CURRENT MONTH ENDING BANK STATEMENT BALANCE \$8,037,859.46

CURRENT MONTH ENDING BANK STATEMENT BALANCE \$8,037,859.46
 OUTSTANDING DEPOSITS \$6,546.96 1
 OUTSTANDING ADDITIONS \$.00
 OUTSTANDING CHECKS \$502,466.64- 604
 OUTSTANDING DEDUCTIONS \$.00

RECONCILED BOOK BALANCE \$7,541,339.78

ENDING STATEMENT DATE 11/30/2021 CLERK: PB



1 December 2021

COOKE COUNTY
PATTY BRENNAN
101 S DIXON ST
GAINESVILLE, TX 76240-4729

COLLATERAL REPORT as of: 30 November 2021

Pledgee Code: COKC

Demand Deposit Balance: \$10,974,829.35

C.D. Balance \$1,015,911.29

Amount in Excess of FDIC Ins: \$11,490,740.64

Required Pledge Amount: \$12,639,814.70

See attached detail report for amount and description of securities pledged to account.

Total Pledged Par Amount: \$16,228,107.00

Total Collateral Market Value*: \$15,998,570.00

Total Other Collateral: \$ 0.00

**Prices were obtained within five (5) days of the date of this report.*

FDIC Insurance is calculated by FDIC rules

- Pricing supplied by various third party sources including INTERACTIVE DATA and BLOOMBERG INFORMATION SERVICES. Certain infrequently traded Municipal Securities may be priced by utilizing a pricing matrix derived from the current Municipal yield curve.
- Prices provided are indications only, and although derived from sources we believe reliable, they are not considered all-inclusive.

All securities are held at Raymond James.

Reportfolio

Simmons First National Bank, Pine Bluff, AR
 Published: 12/1/2021 12:15:47 PM

Management Report
 Pledged To: COOKE COUNTY

Date: 30-Nov-21
 Section V-C
 Page: 200

Satekeeping		Description		Pool	Moody	Original Face	Pledged	Pledged	Pledged	Pledged
Code	Cusip	Maturity	Prerefund	Coupon	SidPoor	Percent	Face Value	Par Value	Book Value	Market Value
Location	Trans#	FAS 115								
FRSL	3140QHPU3	3/1/2036	FNMA Pool #CA9434	CA9434		0.56%	\$250,000.00	\$229,466.84	\$237,638.66	\$236,963.52
	609589202105131		FEDERAL RESERVE BANK, ST. AFS	2.000						
FRSL	3140QHPU3	3/1/2036	FNMA Pool #CA9434	CA9434		2.44%	\$1,100,000.00	\$1,009,654.11	\$1,045,610.11	\$1,042,639.51
	609589202105131		FEDERAL RESERVE BANK, ST. AFS	2.000						
FRSL	3133KLLA1	2/1/2051	FHLMC Pool #RA4511	RA4511		27.54%	\$1,830,000.00	\$1,794,479.97	\$1,807,570.12	\$1,736,697.72
	593101202102101		FEDERAL RESERVE BANK, ST. HTM	1.500						
FRSL	3133KLLA1	2/1/2051	FHLMC Pool #RA4511	RA4511		11.81%	\$784,672.00	\$769,441.63	\$775,054.46	\$744,665.61
	593101202102101		FEDERAL RESERVE BANK, ST. HTM	1.500						
4 MBS - Fixed Rate										
FRSL	3138ESAM0	9/1/2039	FNMA Pool #AL9911	AL9911			\$5,000,000.00	\$1,435,064.55	\$1,505,487.80	\$1,525,516.67
	472040201708181		FEDERAL RESERVE BANK, ST. AFS	2.295						
1 MBS - Variable Rate										
FRSL	3133ELZB3	5/14/2035	FFCB Callable		AA+	100.00%	\$10,000,000.00	\$10,000,000.00	\$10,000,000.00	\$9,765,760.00
	552716202005081		FEDERAL RESERVE BANK, ST. AFS	1.950						
FRSL	3133EL6C3	9/10/2035	FFCB Callable		Aaa	2.00%	\$500,000.00	\$500,000.00	\$489,887.65	\$477,943.00
	628952202109211		FEDERAL RESERVE BANK, ST. HTM	1.730						
FRSL	3133EL6C3	9/10/2035	FFCB Callable		Aaa	1.96%	\$490,000.00	\$490,000.00	\$480,089.90	\$468,384.14
	628952202109211		FEDERAL RESERVE BANK, ST. HTM	1.730						
3 Agency Notes/Bonds - FR										
							\$10,990,000.00	\$10,990,000.00	\$10,969,977.55	\$10,712,087.14

** If no data is shown, then there are no pledges for the current period.

Reportfolio

Simmons First National Bank, Pine Bluff, AR
Published: 12/1/2021 12:15:47 PM

Management Report
Pledged To: COOKE COUNTY

Date: 30-Nov-21
Section V-C
Page: 201

Safekeeping		Description		Pool		Moody		Original Face		Pledged		Pledged		Pledged	
Code	Cusip Trans#	Maturity	Prerefund	Coupon	StdPoor	Pledged Percent	Original Face Value	Pledged Par Value	Book Value	Market Value					

Total Pledged 8 To: COK COOKE COUNTY \$19,954,672.00 \$16,228,107.11 \$16,341,338.69 \$15,998,570.17

\$0.00 Munis with Maturity Under 2 Years \$0.00 Other securities with Stated Maturity Under 2 Years
\$0.00 Munis with Maturity Over 2 Years \$16,228,107.11 Other securities with Stated Maturity Over 2 Years

** If no data is shown, then there are no pledges for the current period.



PROSPERITY BANK

EL CAMPO, TX

Pledge Security Listing

November 30, 2021

ID	CUSIP	Description	Safekeeping Location	Safekeeping Receipt	Coupon	Maturity Date	Call Date	Moody	S&P	Fitch	ASC 320	Face Amount	Current Par	Current Book Value	Market Value	Gain(Loss)	
4226	3138WDY19	FNMA #AS4314	FHLB		2.50	01/01/2030		AAA	AA+	AAA	HTM	1,500,000	323,032.14	327,220.32	334,338.26	7,117.95	
Total for COOKE COUNTY													1,500,000	323,032.14	327,220.32	334,338.26	7,117.95

Security Receipt	Trade Date	Settlement Date	Cost Basis	Par/Shares Original Face	Description Rate, Maturity	Principal Cost Market Value	Date Priced
38149MYY6	04/28/2021	05/05/2021	N/A	249,000.00	GOLDMAN SACHS BK USA CD	249,000.00	11/30/2021
286005505	04/28/2021	05/06/2021	N/A	249,000.00	SAFRA NATL BANK CD	248,929.28	11/30/2021
78658REU1	04/28/2021	05/06/2021	N/A	249,000.00	SAFRA NATL BANK CD	249,000.00	11/30/2021
286005506	04/28/2021	05/06/2021	N/A	249,000.00	SAFRA NATL BANK CD	248,929.28	11/30/2021
9127965G0	12/23/2020	12/23/2020	N/A	1,000,000.00	UNITED STATES TREAS BILLS	999,342.00	11/30/2021
343014023	12/24/2020	12/24/2020	N/A	1,000,000.00	UNITED STATES TREAS BILLS	999,999.00	11/30/2021
91282CBX8	04/28/2021	04/28/2021	100.000000	1,000,000.00	UNITED STATES TREAS NOTE	1,000,000.00	11/30/2021
286005501	04/30/2021	04/30/2021	.00	.00	125, 04/30/2023	996,641.00	11/30/2021
Total USD Par				2,498,000.00	Total USD Cost	2,497,342.00	
Total USD Original Face				2,498,000.00	Total USD Market Value	2,494,498.56	

PNC and PNC Bank are registered marks of The PNC Financial Services Group, Inc. (PNC).
PNC makes no representations as to the accuracy or completeness of the information herein.



C.D. INVESTMENTS

LANDMARK BANK

November 2021

<u>C.D.#</u>	<u>PURCHASE DATE</u>	<u>AMOUNT</u>	<u>MAT. DATE</u>
Library Liddell 2363	Jan 17, 2021	7,500.00	Jan 25, 2023
Library Liddell 2389	Jan 17, 2021	7,500.00	Jan 25, 2023
Library Rosenstein 5099	Dec 12, 2020	11,000.00	Dec 12, 2023
Library Rosenstein 8294	Mar 16, 2021	8,000.00	Mar 24, 2024

INT. EARNED MONTHLY:

2-Liddell CD's @ 1.00%
Rosenstein #5099 CD @ 1.00%
Rosenstein #8294 CD @ .60%

Interest is deposited into the Treasurer's Fund. The 4 Library's CDs' interest is deposited quarterly.

THE FIRST STATE BANK

<u>C.D.#</u>	<u>PURCHASE DATE</u>	<u>AMOUNT</u>	<u>MAT. DATE</u>
GEN/6877	Dec17, 2020	250,000.00	Dec 17, 2022

INT. EARNED MONTHLY:

Gen CD @ .50% *
(* With a Bump-up feature)

Interest accrues monthly and is deposited monthly with depository bank into the Treasurer's Fund

INVESTMENTS-TEXPOOL
PATTY BRENNAN, COOKE COUNTY TREASURER
NOVEMBER 2021

ACCT NAME	BALANCE FORWARD	DEPOSITS	WITH-DRAWALS	CURRENT INTEREST	ENDING BALANCE
GENERAL	\$ 5,307,477.55	\$ -	\$ 2,000,000.00	\$ 119.63	\$ 3,307,597.18
R & B -1	\$ 476,304.94	\$ -	\$ -	\$ 14.88	\$ 476,319.82
R & B -2	\$ 106,239.48	\$ -	\$ -	\$ 3.30	\$ 106,242.78
R & B -3	\$ 486,486.03	\$ -	\$ -	\$ 15.22	\$ 486,501.25
R & B -4	\$ 351,504.47	\$ -	\$ -	\$ 10.99	\$ 351,515.46
FM & L	\$ 227,763.24	\$ -	\$ -	\$ 7.11	\$ 227,770.35
STATE FUNDS	\$ 15,063.59	\$ -	\$ -	\$ 0.60	\$ 15,064.19
TJPC	\$ 2,145.76	\$ -	\$ -	\$ -	\$ 2,145.76
DIST CLK PRESERVATION	\$ 610.23	\$ -	\$ -	\$ -	\$ 610.23
COUNTY/DIST TECH	\$ 1,609.89	\$ -	\$ -	\$ -	\$ 1,609.89
ADULT PROB	\$ 203,967.69	\$ -	\$ -	\$ 6.36	\$ 203,974.05
COURT REP	\$ 9,444.00	\$ -	\$ -	\$ 0.30	\$ 9,444.30
PERM IMP	\$ 1,107,408.55	\$ -	\$ -	\$ 34.57	\$ 1,107,443.12
LAW ENFORCEMENT ED	\$ 10,618.63	\$ -	\$ -	\$ 0.30	\$ 10,618.93
JP-CH SECURITY	\$ 15,900.44	\$ -	\$ -	\$ 0.60	\$ 15,901.04
DIST CLK RECORDS MGMT	\$ 15,934.88	\$ -	\$ -	\$ 0.60	\$ 15,935.48
DIST CLK ARCHIVE	\$ 4,248.40	\$ -	\$ -	\$ -	\$ 4,248.40
LAW LIBRARY	\$ 117,115.79	\$ -	\$ -	\$ 3.61	\$ 117,119.40
JP TECH	\$ 27,891.20	\$ -	\$ -	\$ 0.90	\$ 27,892.10
C H SECURITY	\$ 103,122.65	\$ -	\$ -	\$ 3.27	\$ 103,125.92
REC MGMT	\$ 16,410.92	\$ -	\$ -	\$ 0.60	\$ 16,411.52
REC PRESV	\$ 16.25	\$ -	\$ -	\$ -	\$ 16.25
LIBRARY	\$ 50,187.66	\$ -	\$ -	\$ 1.50	\$ 50,189.16
ARCHIVE	\$ 57,822.15	\$ -	\$ -	\$ 1.80	\$ 57,823.95
DIST ATTY FORFEITURE	\$ 48,142.60	\$ -	\$ 10,000.00	\$ 1.28	\$ 38,143.88
SHERIFF FORFEITURE	\$ 30,598.93	\$ -	\$ -	\$ 0.90	\$ 30,599.83
JAIL COMMISSARY	\$ 134,051.57	\$ -	\$ -	\$ 4.19	\$ 134,055.76
2004 GO-REFUNDING	\$ 155,826.25	\$ -	\$ -	\$ 4.86	\$ 155,831.11
HOTEL/MOTEL TAX	\$ 189,398.57	\$ -	\$ -	\$ 5.93	\$ 189,404.50
AMERICAN RESCUE GRANT	\$ 1,000,101.68	\$ -	\$ -	\$ 31.20	\$ 1,000,132.88
TOTAL: TREAS FUND	\$ 10,273,413.99	\$ -	\$ 2,010,000.00	\$ 274.50	\$ 8,263,688.49

YEAR - TO - DATE INTEREST	BAL FORWARD:	CURRENT INT.:	BALANCE:
	\$ 309.86	\$ 274.50	\$ 584.36
AVG. YEILD FOR NOV 2021	0.04%	MKT VALUE/ SHAR	\$ 1.00

INVESTMENTS-TEX STAR
PATTY BRENNAN, COOKE COUNTY TREASURER
NOVEMBER 2021

ACCT NAME	BALANCE FORWARD	DEPOSITS	WITH-DRAWALS	CURRENT INTEREST	ENDING BALANCE
GENERAL	\$ 4,088,473.86	\$ -	\$ 2,000,000.00	\$ 21.92	\$ 2,088,495.78
R & B -1	\$ 305,182.04	\$ -	\$ -	\$ 2.52	\$ 305,184.56
R & B -2	\$ -	\$ -	\$ -	\$ -	\$ -
R & B -3	\$ 286,552.40	\$ -	\$ -	\$ 2.42	\$ 286,554.82
R & B -4	\$ 376,271.40	\$ -	\$ -	\$ 3.14	\$ 376,274.54
FM & L	\$ 235,560.22	\$ -	\$ -	\$ 1.91	\$ 235,562.13
ADULT PROBATION	\$ 154,169.13	\$ -	\$ -	\$ 1.26	\$ 154,170.39
PERM IMP	\$ 772,363.06	\$ -	\$ -	\$ 6.42	\$ 772,369.48
CC LIBRARY	\$ 0.06	\$ -	\$ 0.06	\$ -	\$ -
JP- CH SECURITY	\$ 0.01	\$ -	\$ 0.01	\$ -	\$ -
COURTHOUSE SECURITY	\$ 83,298.13	\$ -	\$ -	\$ 0.67	\$ 83,298.80
RECORDS MANAGEMENT	\$ 0.01	\$ -	\$ 0.01	\$ -	\$ -
RECORDS PRESERVATION	\$ 18.65	\$ -	\$ 18.65	\$ -	\$ -
ARCHIVE FEES	\$ 66,745.06	\$ -	\$ -	\$ 0.57	\$ 66,745.63
2012 GO REFUNDING	\$ 162,102.00	\$ -	\$ -	\$ 1.31	\$ 162,103.31
STATE FEES	\$ 0.01	\$ -	\$ 0.01	\$ -	\$ -
DIST ATTY FORFEITURE	\$ 0.07	\$ -	\$ 0.07	\$ -	\$ -
SHERIFF FORFEITURE	\$ 0.06	\$ -	\$ 0.06	\$ -	\$ -
JAIL COMMISSARY	\$ 0.12	\$ -	\$ 0.12	\$ -	\$ -
HOTEL/MOTEL TAX	\$ 123,678.17	\$ -	\$ -	\$ 1.01	\$ 123,679.18
AMERICAN RESCUE GRANT	\$ 1,000,044.57	\$ -	\$ -	\$ 8.33	\$ 1,000,052.90
TOTAL: TREAS FUND	\$ 7,654,459.03	\$ -	\$ 2,000,018.99	\$ 51.48	\$ 5,654,491.52

YEAR - TO - DATE INTEREST	BAL FORWARD	CURRENT INT.	BALANCE
	\$ 65.41	\$ 51.48	\$ 116.89

AVG. YEILD FOR NOV 2021 0.01% MKT VALUE / SHARE \$ 1.00

INVESTMENTS-LOGIC
PATTY BRENNAN, COOKE COUNTY TREASURER
NOVEMBER 2021

ACCT NAME	BALANCE FORWARD	DEPOSITS	WITH-DRAWALS	CURRENT INTEREST	ENDING BALANCE
GENERAL	\$ 3,788,576.79	\$ -	\$ 1,000,000.00	\$ 97.35	\$ 2,788,674.14
R & B -1	\$ 447,444.43	\$ -	\$ -	\$ 14.41	\$ 447,458.84
R & B -2	\$ 138,420.00	\$ -	\$ -	\$ 4.44	\$ 138,424.44
R & B -3	\$ 392,383.42	\$ -	\$ -	\$ 12.60	\$ 392,396.02
R & B -4	\$ 534,499.39	\$ -	\$ -	\$ 17.18	\$ 534,516.57
FM & L	\$ 131,198.13	\$ -	\$ -	\$ 4.22	\$ 131,202.35
ADULT PROBATION	\$ 159,095.31	\$ -	\$ -	\$ 5.11	\$ 159,100.42
PERM IMP	\$ 733,217.01	\$ -	\$ -	\$ 23.56	\$ 733,240.57
LAW LIBRARY	\$ 51,468.93	\$ -	\$ -	\$ 1.66	\$ 51,470.59
COURTHOUSE SECURITY	\$ 53,092.02	\$ -	\$ -	\$ 1.71	\$ 53,093.73
RECORDS MANAGEMENT	\$ 20,863.56	\$ -	\$ -	\$ 0.65	\$ 20,864.21
ARCHIVE FEES	\$ 26,455.22	\$ -	\$ -	\$ 0.86	\$ 26,456.08
DIST ATTY FORFEITURE	\$ 26,455.22	\$ -	\$ -	\$ 0.86	\$ 26,456.08
SHERIFF FOREITURE	\$ 26,455.22	\$ -	\$ -	\$ 0.86	\$ 26,456.08
2012 GO REFUNDING	\$ 60,215.52	\$ -	\$ -	\$ 1.96	\$ 60,217.48
AMERICAN RESCUE GRANT	\$ 1,000,207.17	\$ -	\$ -	\$ 32.13	\$ 1,000,239.30
TOTAL: TREAS FUND	<u>\$ 7,590,047.34</u>	<u>\$ -</u>	<u>\$ 1,000,000.00</u>	<u>\$ 219.56</u>	<u>\$ 6,590,266.90</u>

YEAR - TO - DATE INTEREST	BAL FORWARD	CURRENT INT.	BALANCE
	\$ 232.56	\$ 219.56	\$ 452.12

AVG. YEILD FOR NOV 2021 0.04% MKT VALU/SHARE \$ 1.00

DATE	FUND NAME	CHECKING ACCOUNT	CHECKING AMOUNT	TDOA ACCOUNT	TDOA AMOUNT	FUND TOTAL
2022 001	GENERAL	TREAS FUND	3,975,616.89	TEXPOOL LOGIC TEXSTAR STONE CERT DEPOS	3,307,597.18 2,788,674.14 2,088,495.78 1,748,000.00	13,908,383.99
2022 011	ROAD & BRIDGE 1	TREAS FUND	385,490.30	TEXPOOL LOGIC TEXSTAR STONE	476,319.82 447,458.84 305,184.56	1,614,453.52
2022 012	ROAD & BRIDGE 2	TREAS FUND	159,603.55	TEXPOOL LOGIC TEXSTAR	106,242.78 138,424.44	404,270.77
2022 013	ROAD & BRIDGE 3	TREAS FUND	424,669.12	TEXPOOL LOGIC TEXSTAR	486,501.25 392,396.02 286,554.82	1,590,121.21
2022 014	ROAD & BRIDGE 4	TREAS FUND	295,719.89	TEXPOOL LOGIC TEXSTAR	351,515.46 534,516.57 376,274.54	1,558,026.46
2022 019	FM & LATERAL	TREAS FUND	230,346.02	TEXPOOL LOGIC TEXSTAR	227,770.35 131,202.35 235,562.13	824,880.85
2022 020	TJPC	TREAS FUND	29,941.05	TEXPOOL LOGIC TEXSTAR	2,145.76	32,086.81
2022 021	JUVENILE PROB-ISP	TREAS FUND		TEXPOOL LOGIC TEXSTAR		
2022 022	JUVENILE PROBATION	TREAS FUND	46,289.53	TEXPOOL LOGIC TEXSTAR		46,289.53
2022 023	JUVENILE PROB. IV-E	TREAS FUND	104.80	TEXPOOL LOGIC TEXSTAR		104.80
2022 024	JUVENILE DELINQUENCY PREVENTN	TREAS FUND	14,427.66	TEXPOOL LOGIC TEXSTAR		14,427.66
2022 028	ADULT PROBATION	TREAS FUND	54,416.62	TEXPOOL LOGIC TEXSTAR	203,974.05 159,100.42 154,170.39	571,661.48
2022 029	COMMUNITY CORRECTIONS	TREAS FUND	4,673.36	TEXPOOL LOGIC		4,673.36
2022 031	CONTRACT ELECTIONS	TREAS FUND	16,371.54	TEXPOOL LOGIC		16,371.54
2022 032	DISTRICT CLERK PRESERVATION	TREAS FUND	9,747.32	TEXPOOL	610.23	

DATE	FUND NAME	CHECKING ACCOUNT	CHECKING AMOUNT	TDOA ACCOUNT	TDOA AMOUNT	FUND TOTAL
2022 033	COUNTY/DISTRICT TECHNOLOGY	FTREAS FUND	9,451.30	TEXPOOL LOGIC TEXSTAR	1,609.89	11,061.19
2022 034	COURT REPORTER	TREAS FUND	11,705.99	TEXPOOL LOGIC TEXSTAR	9,444.30	21,150.29
2022 035	PERMANENT IMPROVEMENT	TREAS FUND	178,675.28	TEXPOOL LOGIC TEXSTAR STONE	1,107,443.12 733,240.57 772,369.48	2,791,728.45
2022 037	LAW ENFORCEMENT ED	TREAS FUND	7,822.73	TEXPOOL LOGIC TEXSTAR	10,618.93	18,441.66
2022 038	JP TECH	TREAS FUND	18,261.81	TEXPOOL LOGIC TEXSTAR	27,892.10	46,153.91
2022 040	LAW LIBRARY	TREAS FUND	25,994.93	TEXPOOL LOGIC TEXSTAR	117,119.40 51,470.59	194,584.92
2022 041	CC LIBRARY FUND	TREAS FUND	34,644.61	TEXPOOL LOGIC TEXSTAR	50,189.16	84,833.77
2022 042	CC HISTORICAL COMM.	TREAS FUND	2,516.69	TEXPOOL LOGIC TEXSTAR	5,331.48	2,516.69
2022 043	JP COURTHOUSE SECURITY	TREAS FUND	36,825.36	TEXPOOL LOGIC TEXSTAR	113,695.48 53,093.73 83,298.80	283,497.76
2022 044	COURTHOUSE SECURITY	TREAS FUND	33,409.75	TEXPOOL LOGIC TEXSTAR	83,298.80	416.12-
2022 046	CHAPTER 19	TREAS FUND	416.12-	TEXPOOL LOGIC TEXSTAR	16,411.52 20,864.21	43,062.89
2022 047	CC RECORDS MANAGEMENT	TREAS FUND	2,560.42	TEXPOOL LOGIC TEXSTAR	16,411.52 20,864.21	2,560.42
2022 048	COUNTY RECORDS MANAGEMENT	TREAS FUND	5,787.16	TEXPOOL LOGIC TEXSTAR	20,864.21	43,062.89
2022 049	CC RECORDS PRESERVATION	TREAS FUND	534.03	TEXPOOL LOGIC TEXSTAR	16.25	550.28
2022 050	DIST CLERK RECORDS MANAGEMENT	TREAS FUND	12,161.07	TEXPOOL LOGIC	15,935.35	

FUND NAME	CHECKING ACCOUNT	CHECKING AMOUNT	TDOA ACCOUNT	TDOA AMOUNT	FUND TOTAL
2022 051 DISTRICT CLERK ARCHIVE	TREAS FUND	27,168.67	TEXSTAR	4,248.53	28,096.42
2022 052 COUNTY CLERK ARCHIVE FEE	TREAS FUND	67,605.98	TEXPOOL LOGIC	57,823.95	31,417.20
2022 053 CA CHECK COLLECTING	TREAS FUND	1,270.99	TEXSTAR	26,456.08	218,631.64
2022 054 DA CHECK COLLECTING	TREAS FUND	300.34	TEXSTAR	66,745.63	1,270.99
2022 056 DISTRICT ATTY FORFEITURE	TREAS FUND	16,269.09	TEXSTAR	38,143.88	300.34
2022 057 D A SEIZURE FUND	TREAS FUND	87,557.60	TEXSTAR	26,456.08	80,869.05
2022 058 SHERIFF FORFEITURE	TREAS FUND	59,305.15	TEXSTAR	30,599.83	87,557.60
2022 059 JAIL COMMISSARY	TREAS FUND	56,901.72	TEXSTAR	26,456.08	116,361.06
2022 061 2004 GO REFUNDING DEBT SERVITREAS FUND	TREAS FUND	197,148.40	TEXSTAR	134,055.76	190,957.48
2022 088 STATE FEES	TREAS FUND	54,258.86	TEXSTAR	155,831.11	575,300.30
2022 090 OFFICER'S TRUST	TREAS FUND	1,135.81	TEXSTAR	60,217.48	69,323.05
2022 091 LIBRARY TRUST - LIDDELL	TREAS FUND	23.54	TEXSTAR	162,103.31	16,135.81
2022 092 LIBRARY TRUST - ROSENSTEIN	TREAS FUND	704,748.62	TEXSTAR	15,000.00	18,976.46
2022 098 PAYROLL CLEARING	TREAS FUND	486.42	TEXSTAR	19,000.00	704,748.62
2022 100 CHILD ABUSE PREVENTION FUND	TREAS FUND	13,720.03	TEXSTAR	704,748.62	486.42
2022 101 PRETRIAL DIVERSION	TREAS FUND	196,375.82	TEXSTAR	189,404.50	13,720.03
2022 102 HOTEL OCCUPANCY TAX FUND	TREAS FUND	123,679.18	TEXSTAR	123,679.18	509,459.50
2022 103 HAVA GRANT FUND					

DATE 12/21/2021 TIME 13:36

COMBINED STATEMENT OF CASH POSITION FOR NOVEMBER

FUND NAME	CHECKING ACCOUNT	CHECKING AMOUNT	TDOA ACCOUNT	TDOA AMOUNT	FUND TOTAL
2022 104 AMERICAN RESCUE PROG GRANT	TREAS FUND	911,779.82	TEXPOOL LOGIC TEXSTAR	1,000,132.88 1,000,239.30 1,000,052.90	3,912,204.90
TOTAL		8,403,867.80		22,290,446.91	30,694,314.71

COMBINED STATEMENT OF CASH POSITION FOR NOVEMBER

CHECK ACCOUNT

ACCOUNT BALANCE - TREAS FUND
ACCOUNT BALANCE - PAYROLL

CHECK

7,699,119.18
704,748.62

TOTAL

8,403,867.80

TDOA ACCOUNT

ACCOUNT BALANCE - TEXPOOL
ACCOUNT BALANCE - LOGIC
ACCOUNT BALANCE - TEXSTAR
ACCOUNT BALANCE - CERT DEPOS

TDOA

8,263,688.49
6,590,266.90
5,654,491.52
1,782,000.00

TOTAL

22,290,446.91

ACCOUNT NAME	BEGINNING CASH BALANCE	CASH RECEIPTS	CASH DISBURSEMENTS	ENDING CASH BALANCE
2022 001 GENERAL				
CASH ON HAND	1,941,142.81	6,398,884.57	4,364,410.49	3,975,616.89
CASH INVESTED - TEXPOOL	2,144.00	.00	.00	2,144.00
CASH INVESTED - LOGIC	5,307,477.55	119.63	2,000,000.00	3,307,597.18
CASH INVESTED - TEXTAR	3,788,576.79	97.35	1,000,000.00	2,788,674.14
CASH INVESTED - STONE CASTLE	4,088,473.86	21.92	2,000,000.00	2,088,495.78
T-BILLS - INVESTMENTS	1,999,342.00	.00	.00	1,999,342.00
CASH INVESTMENT-CD	1,748,000.00	.00	.00	1,748,000.00
FUND TOTALS	18,875,157.01	6,399,123.47	9,364,410.49	15,909,869.99
2022 011 ROAD & BRIDGE 1				
CASH - ROAD & BRIDGE # 1	290,083.38	179,192.79	83,785.87	385,490.30
CASH INVESTED - TEXPOOL	476,304.94	14.88	.00	476,319.82
CASH INVESTED - LOGIC	447,444.43	14.41	.00	447,458.84
CASH INVESTED - TEXTAR	305,182.04	2.52	.00	305,184.56
STONE CASTLE	.00	.00	.00	.00
T-BILL INVESTMENTS	.00	.00	.00	.00
FUND TOTALS	1,519,014.79	179,224.60	83,785.87	1,614,453.52
2022 012 ROAD & BRIDGE 2				
CASH - ROAD & BRIDGE # 2	237,141.98	98,988.68	176,527.11	159,603.55
CASH INVESTED - TEXPOOL	106,239.48	3.30	.00	106,242.78
CASH INVESTED - LOGIC	138,420.00	4.44	.00	138,424.44
CASH INVESTED - TEXTAR	.00	.00	.00	.00
T-BILL INVESTMENTS	.00	.00	.00	.00
FUND TOTALS	481,801.46	98,996.42	176,527.11	404,270.77
2022 013 ROAD & BRIDGE 3				
CASH - ROAD & BRIDGE # 3	437,431.15	100,320.47	113,082.50	424,669.12
CASH INVESTED - TEXPOOL	486,486.03	15.22	.00	486,501.25
CASH INVESTED - LOGIC	392,383.42	12.60	.00	392,396.02
CASH INVESTED - TEXTAR	286,552.40	2.42	.00	286,554.82
T-BILL INVESTMENTS	.00	.00	.00	.00
FUND TOTALS	1,602,853.00	100,350.71	113,082.50	1,590,121.21
2022 014 ROAD & BRIDGE 4				
CASH - ROAD & BRIDGE # 4	285,134.62	135,988.47	125,403.20	295,719.89
CASH INVESTED - TEXPOOL	351,504.47	10.99	.00	351,515.46
CASH INVESTED - LOGIC	534,499.39	17.18	.00	534,516.57
CASH INVESTED - TEXTAR	376,271.40	3.14	.00	376,274.54
T-BILL INVESTMENTS	.00	.00	.00	.00
FUND TOTALS	1,547,409.88	136,019.78	125,403.20	1,558,026.46
2022 019 FM & LATERAL				
CASH - F M & LATERAL	221,840.61	8,505.41	.00	230,346.02
CASH INVESTED	227,763.24	7.11	.00	227,770.35
CASH INVESTED - LOGIC	131,198.13	4.22	.00	131,202.35
CASH INVESTED - TEXTAR	235,560.22	1.91	.00	235,562.13
T-BILL INVESTMENT	.00	.00	.00	.00
FUND TOTALS	816,362.20	8,518.65	.00	824,880.85
2022 020 TJPC				
CASH - T.J.P.C.	38,227.53	24,184.00	32,470.48	29,941.05
CASH INVESTED	2,145.76	.00	.00	2,145.76
CASH INVESTED - LOGIC	.00	.00	.00	.00

ACCOUNT NAME	BEGINNING CASH BALANCE	CASH RECEIPTS	CASH DISBURSEMENTS	ENDING CASH BALANCE
2022 021 JUVENILE PROB-ISP	40,373.29	24,184.00	32,470.48	32,086.81
CASH INVESTED - TEXSTAR	.00	.00	.00	.00
INVESTMENTS	.00	.00	.00	.00
CASH INVESTED - LOGIC	.00	.00	.00	.00
CASH INVESTED - TEXSTAR	.00	.00	.00	.00
FUND TOTALS	.00	.00	.00	.00
2022 022 JUVENILE PROBATION	45,868.95	420.58	.00	46,289.53
CASH - JUV. PROB. DIV	.00	.00	.00	.00
INVESTMENTS	.00	.00	.00	.00
FUND TOTALS	45,868.95	420.58	.00	46,289.53
2022 023 JUVENILE PROB. IV-E	104.38	.42	.00	104.80
CASH - IV-E	.00	.00	.00	.00
CASH INVESTED - LOGIC	.00	.00	.00	.00
CASH INVESTED - TEXSTAR	.00	.00	.00	.00
FUND TOTALS	104.38	.42	.00	104.80
2022 024 JUVENILE DELINQUENCY PREVENTN	14,406.57	21.09	.00	14,427.66
CASH - JUVENILE DELINQUENCY PR	.00	.00	.00	.00
INVESTMENTS	.00	.00	.00	.00
CASH INVESTED - LOGIC	.00	.00	.00	.00
CASH INVESTED - TEXSTAR	.00	.00	.00	.00
FUND TOTALS	14,406.57	21.09	.00	14,427.66
2022 028 ADULT PROBATION	58,300.44	28,984.98	32,868.80	54,416.62
CASH - ADULT PROBATION	75.00	.00	.00	75.00
CASH ON HAND	203,967.69	6.36	.00	203,974.05
CASH INVESTED - TEXPOOL	159,098.31	5.11	.00	159,100.42
CASH INVESTED - LOGIC	154,169.13	1.26	.00	154,170.39
CASH INVESTED - TEXSTAR	575,607.57	28,997.71	32,868.80	571,736.48
FUND TOTALS	10,141.76	.00	5,468.40	4,673.36
2022 029 COMMUNITY CORRECTIONS	10,141.76	.00	5,468.40	4,673.36
CASH - COMMUNITY CORRECTI	.00	.00	.00	.00
INVESTMENTS	.00	.00	.00	.00
CASH INVESTED - LOGIC	.00	.00	.00	.00
FUND TOTALS	10,141.76	.00	5,468.40	4,673.36
2022 031 CONTRACT ELECTIONS	16,304.35	67.19	.00	16,371.54
CASH - CONTRACT ELECTIONS	.00	.00	.00	.00
CASH INVESTED - TEXPOOL	.00	.00	.00	.00
CASH INVESTED - LOGIC	.00	.00	.00	.00
FUND TOTALS	16,304.35	67.19	.00	16,371.54
2022 032 DISTRICT CLERK PRESERVATION	8,787.70	423.00	1,382.62	9,747.32
CASH - DISTRICT CLERK PRESVATI	610.23	.00	.00	610.23
INVESTMENTS	.00	.00	.00	.00
CASH INVESTED - LOGIC	.00	.00	.00	.00
CASH INVESTED - TEXSTAR	.00	.00	.00	.00
FUND TOTALS	8,177.47	423.00	1,382.62	9,137.09
2022 033 COUNTY/DISTRICT TECHNOLOGY FUNN	9,378.56	72.74	.00	9,451.30
CASH - COUNTY/DISTRICT TECH				

ACCOUNT NAME	BEGINNING CASH BALANCE	CASH RECEIPTS	CASH DISBURSEMENTS	ENDING CASH BALANCE
2022 034 COURT REPORTER INVESTMENTS	1,609.89	.00	.00	1,609.89
CASH INVESTED - LOGIC	.00	.00	.00	.00
CASH INVESTED - TEXSTAR	.00	.00	.00	.00
FUND TOTALS	10,988.45	72.74	.00	11,061.19
2022 034 COURT REPORTER INVESTMENTS	13,439.45	926.18	2,659.64	11,705.99
CASH -COURT REPORTER FUND	9,444.00	.30	.00	9,444.30
CASH INVESTED - LOGIC	.00	.00	.00	.00
CASH INVESTED - TEXSTAR	.00	.00	.00	.00
FUND TOTALS	22,883.45	926.48	2,659.64	21,150.29
2022 035 PERMANENT IMPROVEMENT	143,109.40	35,565.88	.00	178,675.28
CASH - PERMANENT IMPROVEM	1,107,408.55	34.57	.00	1,107,443.12
CASH INVESTED - TEXPOOL	733,217.01	23.56	.00	733,240.57
CASH INVESTED - LOGIC	772,363.06	6.42	.00	772,369.48
CASH INVESTED - TEXSTAR	.00	.00	.00	.00
STONE CASTLE	.00	.00	.00	.00
T-BILL INVESTMENTS	.00	.00	.00	.00
FUND TOTALS	2,756,038.02	35,630.43	.00	2,791,728.45
2022 037 LAW ENFORCEMENT ED	8,457.96	33.77	669.00	7,822.73
CASH - LAW ENFORCEMENT ED	10,618.63	.30	.00	10,618.93
CASH INVESTED - LOGIC	.00	.00	.00	.00
CASH INVESTED - TEXSTAR	.00	.00	.00	.00
FUND TOTALS	19,076.59	34.07	669.00	18,441.66
2022 038 JP TECH	18,626.01	201.22	565.42	18,261.81
CASH - J P TECH FUND	27,891.20	.90	.00	27,892.10
INVESTMENTS	.00	.00	.00	.00
CASH INVESTED - LOGIC	.00	.00	.00	.00
CASH INVESTED - TEXSTAR	.00	.00	.00	.00
FUND TOTALS	46,517.21	202.12	565.42	46,153.91
2022 040 LAW LIBRARY	24,808.24	1,693.84	507.15	25,994.93
CASH - LAW LIBRARY	117,115.79	3.61	.00	117,119.40
CASH INVESTED	51,468.93	1.66	.00	51,470.59
CASH INVESTED - LOGIC	.00	.00	.00	.00
CASH INVESTED - TEXSTAR	.00	.00	.00	.00
FUND TOTALS	193,392.96	1,699.11	507.15	194,584.92
2022 041 CC LIBRARY FUND	31,380.72	3,802.71	538.82	34,644.61
CASH - COOKE COUNTY LIBRA	50,187.66	1.50	.00	50,189.16
CASH INVESTED	.00	.00	.00	.00
CASH INVESTED - LOGIC	.00	.00	.06	.00
CASH INVESTED - TEXSTAR	.00	.00	.00	.00
T-BILL INVESTMENTS	.00	.00	.00	.00
FUND TOTALS	81,568.44	3,804.21	538.88	84,833.77
2022 042 CC HISTORICAL COMM.	2,506.38	10.31	.00	2,516.69
CASH - COOKE CO. HISTORIC	2,506.38	10.31	.00	2,516.69
FUND TOTALS	2,506.38	10.31	.00	2,516.69
2022 043 JP COURTHOUSE SECURITY	36,647.04	178.32	.00	36,825.36
CASH - JP COURTHOUSE SECURITY	5,330.88	.60	.00	5,331.48
CASH INVESTED				

ACCOUNT NAME	BEGINNING CASH BALANCE	CASH RECEIPTS	CASH DISBURSEMENTS	ENDING CASH BALANCE
2022 044 COURTHOUSE SECURITY				
CASH INVESTED - LOGIC	41,977.93	178.92	.01	42,156.84
CASH INVESTED - TEXSTAR	.00	.00	.00	.00
FUND TOTALS	41,977.93	178.92	.01	42,156.84
2022 046 CHAPTER 19				
CASH - CHAPTER 19	235.26	704.03	884.89	416.12
INVESTMENTS	.00	.00	.00	.00
FUND TOTALS	235.26	704.03	884.89	416.12
2022 047 CC RECORDS MANAGEMENT				
CASH - CC RECORDS MANAGEMENT	2,549.73	10.69	.00	2,560.42
INVESTMENTS - TEXPOOL	.00	.00	.00	.00
FUND TOTALS	2,549.73	10.69	.00	2,560.42
2022 048 COUNTY RECORDS MANAGEMENT				
CASH - RECORDS MANAGEMENT	8,834.77	715.73	3,763.34	5,787.16
CASH INVESTED - TEXPOOL	16,410.92	.60	.00	16,411.52
CASH INVESTED - LOGIC	20,863.56	.65	.00	20,864.21
CASH INVESTED - TEXSTAR	.01	.00	.01	.00
FUND TOTALS	46,109.26	716.98	3,763.35	43,062.89
2022 049 CC RECORDS PRESERVATION				
CASH - RECORDS PRESERVATION	10,540.62	11,074.65	.00	534.03
CASH INVESTED - TEXPOOL	16.25	.00	.00	16.25
CASH INVESTED - LOGIC	.00	.00	.00	.00
CASH INVESTED - TEXSTAR	18.65	.00	18.65	.00
FUND TOTALS	10,555.72	11,074.65	18.65	550.28
2022 050 DIST CLERK RECORDS MANAGEMENT				
CASH - D C RECORDS MANAGEMENT	11,778.60	382.47	.00	12,161.07
CASH INVESTED	15,934.75	.60	.00	15,935.35
CASH INVESTED - LOGIC	.00	.00	.00	.00
CASH INVESTED - TEXSTAR	.00	.00	.00	.00
FUND TOTALS	27,713.35	383.07	.00	28,096.42
2022 051 DISTRICT CLERK ARCHIVE				
DISTRICT CLERK ARCHIVE	26,806.61	362.06	.00	27,168.67
INVESTMENTS	4,248.53	.00	.00	4,248.53
CASH INVESTED - LOGIC	.00	.00	.00	.00
CASH INVESTED - TEXSTAR	.00	.00	.00	.00
FUND TOTALS	31,055.14	362.06	.00	31,417.20
2022 052 COUNTY CLERK ARCHIVE FEE				
CASH - RECORDS ARCHIVE	63,588.26	10,637.72	6,620.00	67,605.98
INVESTMENTS	57,822.15	1.80	.00	57,823.95
CASH INVESTED - LOGIC	26,455.22	.86	.00	26,456.08
CASH INVESTED - TEXSTAR	66,745.06	.57	.00	66,745.63
FUND TOTALS	214,610.69	10,640.95	6,620.00	218,631.64
2022 053 CA CHECK COLLECTING				
CASH - CHECK COLLECTING &	1,252.79	125.00	106.80	1,270.99

ACCOUNT NAME	BEGINNING CASH BALANCE	CASH RECEIPTS	CASH DISBURSEMENTS	ENDING CASH BALANCE
2022 054 DA CHECK COLLECTING				
CASH INVESTED - LOGIC	.00	.00	.00	.00
CASH INVESTED - TEXSTAR	.00	.00	.00	.00
FUND TOTALS	1,252.79	125.00	106.80	1,270.99
2022 054 DA CHECK COLLECTING				
CASH INVESTED	300.34	.00	.00	300.34
FUND TOTALS	300.34	.00	.00	300.34
2022 056 DISTRICT ATTY FORFEITURE				
CASH - D.A. FORFEITURE FU	7,816.65	14,242.51	5,790.07	16,269.09
CASH INVESTED - TEXPOOL	48,142.60	1.28	10,000.00	38,143.88
CASH INVESTED - LOGIC	26,455.22	.86	.00	26,456.08
CASH INVESTED - TEXSTAR	.07	.00	.07	.00
FUND TOTALS	82,414.54	14,244.65	15,790.14	80,869.05
2022 057 D A SEIZURE FUND				
CASH - SEIZURE-LAW	93,508.60	.00	5,951.00	87,557.60
INVESTMENTS	.00	.00	.00	.00
FUND TOTALS	93,508.60	.00	5,951.00	87,557.60
2022 058 SHERIFF FORFEITURE				
CASH - SHERIFF FORFEITURE	33,058.97	26,246.18	.00	59,305.15
INVESTMENTS	30,598.93	.90	.00	30,599.83
CASH INVESTED - LOGIC	26,455.22	.86	.00	26,456.08
CASH INVESTED - TEXSTAR	.06	.00	.06	.00
FUND TOTALS	90,113.18	26,247.94	.06	116,361.06
2022 059 JAIL COMMISSARY				
CASH - JAIL COMMISSARY	56,518.83	2,595.86	2,212.97	56,901.72
CASH INVESTED - TEXPOOL	134,051.57	4.19	.00	134,055.76
CASH INVESTED - LOGIC	.00	.00	.00	.00
CASH INVESTED - TEXSTAR	.12	.00	.12	.00
FUND TOTALS	190,570.52	2,600.05	2,213.09	190,957.48
2022 061 2004 GO REFUNDING DEBT SERVICE				
CASH - 2004 GO REFUNDING D/S	152,101.73	45,046.67	.00	197,148.40
CASH INVESTED - TEXPOOL	155,826.25	4.86	.00	155,831.11
CASH INVESTED - LOGIC	60,215.52	1.96	.00	60,217.48
CASH INVESTED - TEXSTAR	162,102.00	1.31	.00	162,103.31
T-BILL INVESTMENTS	.00	.00	.00	.00
FUND TOTALS	530,245.50	45,054.80	.00	575,300.30
2022 088 STATE FEES				
CASH - STATE FEES	20,363.51	33,895.95	.60	54,258.86
CASH INVESTED	15,063.59	.60	.00	15,064.19
CASH INVESTED - LOGIC	.00	.00	.00	.00
CASH INVESTED - TEXSTAR	.01	.00	.01	.00
FUND TOTALS	35,427.11	33,896.55	.61	69,323.05
2022 090 OFFICER'S TRUST				
CASH-OFFICERS TRUST	.00	.00	.00	.00
CASH INVESTED	.00	.00	.00	.00
CASH INVESTED - LOGIC	.00	.00	.00	.00
FUND TOTALS	.00	.00	.00	.00
2022 091 LIBRARY TRUST - LIDDELL				
CASH-LIBRARY TRUST/LIDDELL	1,131.25	4.56	.00	1,135.81

ACCOUNT NAME	BEGINNING CASH BALANCE	CASH RECEIPTS	CASH DISBURSEMENTS	ENDING CASH BALANCE
CD INVESTMENT	15,000.00	.00	.00	15,000.00
FUND TOTALS	16,131.25	4.56	.00	16,135.81

2022 092 LIBRARY TRUST - ROSENSTEIN	23.54-	.00	.00	23.54-
CASH-LIBRARY TRUST/ROSENSTEIN	19,000.00	.00	.00	19,000.00
CD INVESTMENT	18,976.46	.00	.00	18,976.46
FUND TOTALS				

2022 098 PAYROLL CLEARING	.00	1,378,112.33	673,363.71-	704,748.62
CASH - PAYROLL CLEARING	.00	.00	.00	.00
INVESTMENTS	.00	1,378,112.33	673,363.71-	704,748.62
FUND TOTALS				

2022 100 CHILD ABUSE PREVENTION FUND	484.44	1.98	.00	486.42
CASH-CHILD ABUSE PREVENTION	.00	.00	.00	.00
CASH INVESTED	484.44	1.98	.00	486.42
FUND TOTALS				

2022 101 PRETRIAL DIVERSION	13,720.03	.00	.00	13,720.03
CASH-PRETRIAL DIVERSION	.00	.00	.00	.00
CASH INVESTED	.00	.00	.00	.00
CASH INVESTED - LOGIC	.00	.00	.00	.00
FUND TOTALS	13,720.03	.00	.00	13,720.03

2022 102 HOTEL OCCUPANCY TAX FUND	177,624.83	18,750.99	.00	196,375.82
CASH - HOTEL OCCUPANCY TAX	189,398.57	5.93	.00	189,404.50
CASH INVESTED - TEXPOOL	.00	.00	.00	.00
CASH INVESTED - LOGIC	.00	.00	.00	.00
CASH INVESTED - TEXSTAR	123,678.17	1.01	.00	123,679.18
FUND TOTALS	490,701.57	18,757.93	.00	509,459.50

2022 103 HAVA GRANT FUND	622.55	.00	.00	622.55
CASH - HAVA GRANT FUND	.00	.00	.00	.00
CASH INVESTED - TEXPOOL	.00	.00	.00	.00
CASH INVESTED - LOGIC	.00	.00	.00	.00
CASH INVESTED - TEXSTAR	.00	.00	.00	.00
FUND TOTALS	622.55	.00	.00	622.55

2022 104 AMERICAN RESCUE PROG GRANT	978,840.44	3,970.50	71,031.12-	911,779.82
CASH - AMERICAN RESCUE PROG GR	1,000,101.68	31.20	.00	1,000,132.88
CASH INVESTED - TEXPOOL	1,000,207.17	32.13	.00	1,000,239.30
CASH INVESTED - LOGIC	1,000,044.57	8.33	.00	1,000,052.90
CASH INVESTED - TEXSTAR	3,979,193.86	4,042.16	71,031.12-	3,912,204.90
FUND TOTALS				
GRAND TOTALS	34,849,014.32	8,567,566.93	10,720,082.95-	32,696,498.26