



MONTHLY REPORT

DECEMBER 2021

PATTY BRENNAN

COOKE COUNTY TREASURER


FINANCIAL REPORTS

December 2021

In accordance with Local Government Code 114.026, this affidavit states the current cash and reports in the custody of the county treasurer as of this date of December, 2021.




Steve Starnes,
Cooke County Judge



Pam Harrison,
Cooke County Clerk




Gary Hollowell,
Commissioner Pct. #1



Jason Snuggs,
Commissioner Pct. #2



Adam Arendt,
Commission Pct. #3



Leon Klement,
Commissioner Pct. #4

AFFIDAVIT

STATE OF TEXAS

COUNTY OF COOKE

The members of the Commissioners' Court of Cooke County, Texas, state as follows:

The requirement of Subsection (C) of the Texas Local Government Code, §114.026 have been met for the term of **December 2021**. The amount of cash and other assets in the custody of the County Treasurer at the time of examination are:

Cash (includes on hand, money market accounts, and short term investments) **\$ 33,431,176.58**

Other Assets (long term investments) \$ 0.00.

Sworn to and subscribed this 24th day of January 2022.




Steve Starnes, Cooke County Judge



Gary Hollowell, Commissioner, Pct 1



Adam Arendt, Commissioner, Pct 3



Jason Snuggs, Commissioner, Pct 2



Leon Klement, Commissioner, Pct 4

ATTEST:



Pam Harrison, County Clerk

TOTALS

PRIOR MONTH ENDING BANK STATEMENT BALANCE \$8,037,859.46 183
 CLEARED DEPOSITS \$5,391,802.83 4
 CLEARED ADDITIONS \$86,592.96 438
 CLEARED CHECKS \$3,059,197.03- 5
 CLEARED DEDUCTIONS \$444,174.16-

CURRENT MONTH ENDING BANK STATEMENT BALANCE \$10,012,884.06

CURRENT MONTH ENDING BANK STATEMENT BALANCE \$10,012,884.06
 OUTSTANDING DEPOSITS \$.00
 OUTSTANDING ADDITIONS \$.00
 OUTSTANDING CHECKS \$566,809.08- 633
 OUTSTANDING DEDUCTIONS \$2,057.08- 1

RECONCILED BOOK BALANCE \$9,444,017.90

ENDING STATEMENT DATE 12/31/2021 CLERK: PB



PROSPERITY BANK®

EL CAMPO, TX

Pledge Security Listing

December 31, 2021

ID	CUSIP	Description	Safekeeping Location	Safekeeping Receipt	Coupon	Maturity Date	Call Date	Moody	S&P	Fitch	ASC 320	Face Amount	Current Par	Current Book Value	Market Value	Gain(Loss)	
4226	3138WDTL9	FNMA #AS4314	FHLB		2.50	01/01/2030		AAA	AA+	AAA	HTM	1,500,000	316,656.07	320,721.64	325,542.76	4,821.12	
COOKE COUNTY																	
Total for COOKE COUNTY												1,500,000	316,656.07	320,721.64	325,542.76	4,821.12	



3 January 2022

COOKE COUNTY
PATTY BRENNAN
101 S DIXON ST
GAINESVILLE, TX 76240-4729

COLLATERAL REPORT as of: 31 December 2021
Pledgee Code: COKC
Demand Deposit Balance: \$13,245,709.48
C.D. Balance \$1,017,882.67
Amount in Excess of FDIC Ins: \$13,763,592.15
Required Pledge Amount: \$15,139,951.37

See attached detail report for amount and description of securities pledged to account.

Total Pledged Par Amount: \$16,180,653.00
Total Collateral Market Value*: \$15,863,177.00
Total Other Collateral: \$ 0.00

**Prices were obtained within five (5) days of the date of this report.*

FDIC Insurance is calculated by FDIC rules

- Pricing supplied by various third party sources including INTERACTIVE DATA and BLOOMBERG INFORMATION SERVICES. Certain infrequently traded Municipal Securities may be priced by utilizing a pricing matrix derived from the current Municipal yield curve.*
- Prices provided are indications only, and although derived from sources we believe reliable, they are not considered all-inclusive.*

All securities are held at Raymond James.

Reportfolio

Simmons First National Bank, Pine Bluff, AR
Published: 1/3/2022 11:40:27 AM

Management Report
Pledged To: COOKE COUNTY

Date: 31-Dec-21
Section V-C Page: 201

Safekeeping		Description		Pool	Moody	Original Face	Pledged	Pledged	Pledged	Pledged	Pledged
Code	Cusip	Maturity	Prerfund	Coupon	StdPoor	Percent	Original Face Value	Par Value	Book Value	Market Value	
Location	Trans#	FAS 115									
FRSL	3140QHPUS	FNMA Pool #CA9434		CA9434		2.44%	\$1,100,000.00	\$994,146.17	\$1,029,328.11	\$1,024,437.81	
	609589202105131	3/1/2036		2.000							
	FEDERAL RESERVE BANK, ST. AFS										
FRSL	3140QHPUS	FNMA Pool #CA9434		CA9434		0.56%	\$250,000.00	\$225,942.31	\$233,938.21	\$232,826.77	
	609589202105131	3/1/2036		2.000							
	FEDERAL RESERVE BANK, ST. AFS										
FRSL	3133KLAL1	FHLMC Pool #RA4511		RA4511		27.54%	\$1,830,000.00	\$1,790,974.83	\$1,804,001.37	\$1,731,621.92	
	593101202102101	2/1/2051		1.500							
	FEDERAL RESERVE BANK, ST. HTM										
FRSL	3133KLAL1	FHLMC Pool #RA4511		RA4511		11.81%	\$784,672.00	\$767,938.69	\$773,524.24	\$742,489.20	
	593101202102101	2/1/2051		1.500							
	FEDERAL RESERVE BANK, ST. HTM										
4 MBS - Fixed Rate											
FRSL	3138ESAM0	FNMA Pool #AL9911		AL9911			\$3,964,672.00	\$3,779,002.01	\$3,840,791.94	\$3,731,375.71	
	472040201708181	9/1/2039		2.294							
	FEDERAL RESERVE BANK, ST. AFS										
1 MBS - Variable Rate											
FRSL	3133ELZB3	FFCB Callable			AA+		\$5,000,000.00	\$1,411,650.50	\$1,480,429.77	\$1,498,721.11	
	552716202005081	5/14/2035		1.950		100.00%	\$10,000,000.00	\$10,000,000.00	\$10,000,000.00	\$9,694,160.00	
	FEDERAL RESERVE BANK, ST. AFS										
FRSL	3133EL6C3	FFCB Callable			Aaa	1.96%	\$490,000.00	\$490,000.00	\$480,142.62	\$464,717.96	
	628952202109211	9/10/2035		1.730							
	FEDERAL RESERVE BANK, ST. HTM										
FRSL	3133EL6C3	FFCB Callable			Aaa	2.00%	\$500,000.00	\$500,000.00	\$489,941.45	\$474,202.00	
	628952202109211	9/10/2035		1.730	AA+						
	FEDERAL RESERVE BANK, ST. HTM										
3 Agency Notes/Bonds - FR											
							\$10,990,000.00	\$10,990,000.00	\$10,970,084.08	\$10,633,079.96	

** If no data is shown, then there are no pledges for the current period.

Reportfolio

Simmons First National Bank, Pine Bluff, AR
 Published: 1/3/2022 11:40:27 AM

Management Report
 Pledged To: COOKE COUNTY

Section V-C
 Date: 31-Dec-21
 Page: 202

Salekeeping

Code	Cusip Trans#	Description Maturity	Prerefund	Pool Coupon	Moody StdPoor	Original Face Pledged Percent	Pledged Original Face Value	Pledged Par Value	Pledged Book Value	Pledged Market Value
		FAS 115								
Total Pledged	8 To:	COK COOKE COUNTY					\$19,954,672.00	\$16,180,652.51	\$16,291,305.78	\$15,863,176.77
			\$0.00	Munis with Maturity Under 2 Years		\$0.00				
			\$0.00	Munis with Maturity Over 2 Years		\$16,180,652.51				
										Other securities with Stated Maturity Under 2 Years
										Other securities with Stated Maturity Over 2 Years

** If no data is shown, then there are no pledges for the current period.

PAGE 1 12/31/21 19:16:51
HOLDINGS BAPN032N
CC1 PROD

FEDERAL RESERVE BANK PLEDGEE

DISTRB PT J1
AS OF CLOSE OF BUSINESS 12-31-2021

PLEDGEE: COOKE COUNTY J7BM INSTITUTION ID: #J7BM
100 S. DIXON
RM. 106

GAINESVILLE TX 76240

HOLDER : 082900432 - SIMMONS PB AR

RESP FRB:H2

ACCOUNT: J7BM - *COOKE COUNTY

CUSIP #

BVF

PAR

BALANCE	BOOK VALUE	
3133ELZB3 1.95 FCOR 21-35 AN 05-14-35		1.0000000000
10,000,000.00	10,000,000.00	
3133EL6C3 1.73 FCOR 21-35 AX 09-10-35		1.0000000000
990,000.00	990,000.00	
3133KLAL1 FEPC 01.500 CLRA4511 02-01-51		0.9786747700
2,614,672.00	2,558,913.52	
3138ESAM0 FNAR XX.XXX WSAL9911 09-01-39		0.2823301000
5,000,000.00	1,411,650.50	
3140QHPU3 FNMS 02.000 CICA9434 03-01-36		0.9037692500
1,350,000.00	1,220,088.49	
		SUBTOTAL:
19,954,672.00	16,180,652.51	
		GRAND TOTAL:
19,954,672.00	16,180,652.51	

Activity Type Date Receipt	Description Rate Security	Maturity	SK Receipt(s)	Par/Shares Original Face Withholding	Interest/Dividend Net Amount
Settled/Cleared Activity					
RECEIPTS					
12/02/2021	FEDERAL HOME LN MTG CORP	11/24/2023		1,000,000.00	996,457.00
	.32			.00	71.11
408000957	3134GXCA0			.00	996,528.11
Total	RECEIPTS			1,000,000.00	996,457.00
				.00	71.11
					996,528.11
MATURITIES					
12/02/2021	UNITED STATES TREAS BILLS			1,000,000.00	1,000,000.00
	DI	12/02/2021		.00	.00
343014023	9127965G0			.00	1,000,000.00
Total	MATURITIES			1,000,000.00	1,000,000.00
				.00	.00
					1,000,000.00

PNC and PNC Bank are registered marks of The PNC Financial Services Group, Inc. (PNC).
PNC makes no representations as to the accuracy or completeness of the information herein.



Security Receipt	Trade Date	Cost Basis	Par/Shares Original Face	Description Rate, Maturity	Principal Cost Market Value	Date Priced
3134GXCA0	11/30/2021	99,645,700	1,000,000.00	FEDERAL HOME LN MTG CORP .32, 11/24/2023	996,457.00	12/31/2021
408000957	12/02/2021		.00		992,669.00	
38149MYY6	04/28/2021	N/A	249,000.00	GOLDMAN SACHS BK USA CD	249,000.00	12/31/2021
286005505	05/05/2021		.00	.10, 05/05/2022	248,870.27	12/31/2021
78658REU1	04/28/2021	N/A	249,000.00	SAFRA NATL BANK CD	249,000.00	12/31/2021
286005506	05/06/2021		.00	.10, 05/05/2022	248,870.27	12/31/2021
91282CBX8	04/28/2021	100,000,000	1,000,000.00	UNITED STATES TREAS NOTE	1,000,000.00	12/31/2021
286005501	04/30/2021		.00	.125, 04/30/2023	994,688.00	12/31/2021
Total USD Par			2,498,000.00	Total USD Cost	2,494,457.00	
Total USD Original Face			2,498,000.00	Total USD Market Value	2,485,097.54	

PNC and PNC Bank are registered marks of The PNC Financial Services Group, Inc. (PNC).
PNC makes no representations as to the accuracy or completeness of the information herein.



C.D. INVESTMENTS

LANDMARK BANK

December 2021

<u>C.D.#</u>	<u>PURCHASE DATE</u>	<u>AMOUNT</u>	<u>MAT. DATE</u>
Library Liddell 2363	Jan 17, 2021	7,500.00	Jan 25, 2023
Library Liddell 2389	Jan 17, 2021	7,500.00	Jan 25, 2023
Library Rosenstein 5099	Dec 12, 2020	11,000.00	Dec 12, 2023
Library Rosenstein 8294	Mar 16, 2021	8,000.00	Mar 24, 2024

INT. EARNED MONTHLY:

2-Liddell CD's @ 1.00%
Rosenstein #5099 CD @ 1.00%
Rosenstein #8294 CD @ .60%

Interest is deposited into the Treasurer's Fund. The 4 Library's CDs' interest is deposited quarterly.

THE FIRST STATE BANK

<u>C.D.#</u>	<u>PURCHASE DATE</u>	<u>AMOUNT</u>	<u>MAT. DATE</u>
GEN/6877	Dec17, 2020	250,000.00	Dec 17, 2022

INT. EARNED MONTHLY:

Gen CD @ .50% *
(* With a Bump-up feature)

Interest accrues monthly and is deposited monthly with depository bank into the Treasurer's Fund

INVESTMENTS-TEXPOOL
PATTY BRENNAN, COOKE COUNTY TREASURER
DECEMBER 2021

ACCT NAME	BALANCE FORWARD	DEPOSITS	WITH- DRAWALS	CURRENT INTEREST	ENDING BALANCE
GENERAL	\$ 3,307,597.18	\$ -	\$ -	\$ 105.54	\$ 3,307,702.72
R & B -1	\$ 476,319.82	\$ -	\$ -	\$ 15.18	\$ 476,335.00
R & B -2	\$ 106,242.78	\$ -	\$ -	\$ 3.34	\$ 106,246.12
R & B -3	\$ 486,501.25	\$ -	\$ -	\$ 15.57	\$ 486,516.82
R & B -4	\$ 351,515.46	\$ -	\$ -	\$ 11.23	\$ 351,526.69
FM & L	\$ 227,770.35		\$ -	\$ 7.27	\$ 227,777.62
STATE FUNDS	\$ 15,064.19	\$ -	\$ -	\$ 0.58	\$ 15,064.77
TJPC	\$ 2,145.76	\$ -	\$ -	\$ -	\$ 2,145.76
DIST CLK PRESERVATION	\$ 610.23	\$ -	\$ -	\$ -	\$ 610.23
COUNTY/DIST TECH	\$ 1,609.89	\$ -	\$ -	\$ -	\$ 1,609.89
ADULT PROB	\$ 203,974.05	\$ -	\$ -	\$ 6.51	\$ 203,980.56
COURT REP	\$ 9,444.30	\$ -	\$ -	\$ 0.31	\$ 9,444.61
PERM IMP	\$ 1,107,443.12	\$ -	\$ -	\$ 35.33	\$ 1,107,478.45
LAW ENFORCEMENT ED	\$ 10,618.93	\$ -	\$ -	\$ 0.31	\$ 10,619.24
JP-CH SECURITY	\$ 15,901.04	\$ -	\$ -	\$ 0.58	\$ 15,901.62
DIST CLK RECORDS MGMT	\$ 15,935.48	\$ -	\$ -	\$ 0.58	\$ 15,936.06
DIST CLK ARCHIVE	\$ 4,248.40	\$ -		\$ -	\$ 4,248.40
LAW LIBRARY	\$ 117,119.40	\$ -	\$ -	\$ 3.71	\$ 117,123.11
JP TECH	\$ 27,892.10	\$ -	\$ -	\$ 0.89	\$ 27,892.99
C H SECURITY	\$ 103,125.92	\$ -	\$ -	\$ 3.29	\$ 103,129.21
REC MGMT	\$ 16,411.52	\$ -	\$ -	\$ 0.58	\$ 16,412.10
REC PRESV	\$ 16.25	\$ -	\$ -	\$ -	\$ 16.25
LIBRARY	\$ 50,189.16	\$ -	\$ -	\$ 1.55	\$ 50,190.71
ARCHIVE	\$ 57,823.95	\$ -	\$ -	\$ 1.79	\$ 57,825.74
DIST ATTY FORFEITURE	\$ 38,143.88	\$ -	\$ -	\$ 1.20	\$ 38,145.08
SHERIFF FORFEITURE	\$ 30,599.83	\$ -	\$ -	\$ 0.89	\$ 30,600.72
JAIL COMMISSARY	\$ 134,055.76	\$ -	\$ -	\$ 4.24	\$ 134,060.00
2004 GO-REFUNDING	\$ 155,831.11	\$ -	\$ -	\$ 4.97	\$ 155,836.08
HOTEL/MOTEL TAX	\$ 189,404.50	\$ -	\$ -	\$ 6.03	\$ 189,410.53
AMERICAN RESCUE GRANT	\$ 1,000,132.88		\$ -	\$ 31.92	\$ 1,000,164.80
TOTAL: TREAS FUND	<u>\$ 8,263,688.49</u>	<u>\$ -</u>	<u>\$ -</u>	<u>\$ 263.39</u>	<u>\$ 8,263,951.88</u>

YEAR - TO - DATE INTEREST	BAL FORWARD:	CURRENT INT.:	BALANCE:
	\$ 584.36	\$ 263.39	\$ 847.75

AVG. YEILD FOR DEC 2021 0.04% MKT VALUE/ SHAR \$ 1.00

**INVESTMENTS-TEX STAR
PATTY BRENNAN, COOKE COUNTY TREASURER
DECEMBER 2021**

ACCT NAME	BALANCE FORWARD	DEPOSITS	WITH- DRAWALS	CURRENT INTEREST	ENDING BALANCE
GENERAL	\$ 2,088,495.78	\$ -	\$ -	\$ 24.61	\$ 2,088,520.39
R & B -1	\$ 305,184.56	\$ -	\$ -	\$ 3.57	\$ 305,188.13
R & B -3	\$ 286,554.82	\$ -	\$ -	\$ 3.38	\$ 286,558.20
R & B -4	\$ 376,274.54	\$ -	\$ -	\$ 4.41	\$ 376,278.95
FM & L	\$ 235,562.13	\$ -	\$ -	\$ 2.76	\$ 235,564.89
ADULT PROBATION	\$ 154,170.39	\$ -	\$ -	\$ 1.82	\$ 154,172.21
PERM IMP	\$ 772,369.48	\$ -	\$ -	\$ 9.11	\$ 772,378.59
COURTHOUSE SECURITY	\$ 83,298.80	\$ -	\$ -	\$ 0.94	\$ 83,299.74
ARCHIVE FEES	\$ 66,745.63	\$ -	\$ -	\$ 0.81	\$ 66,746.44
2012 GO REFUNDING	\$ 162,103.31	\$ -	\$ -	\$ 1.90	\$ 162,105.21
HOTEL/MOTEL TAX	\$ 123,679.18	\$ -	\$ -	\$ 1.46	\$ 123,680.64
AMERICAN RESCUE GRANT	\$ 1,000,052.90	\$ -	\$ -	\$ 11.76	\$ 1,000,064.66
TOTAL: TREAS FUND	\$ 5,654,491.52	\$ -	\$ -	\$ 66.53	\$ 5,654,558.05

YEAR - TO - DATE INTEREST	BAL FORWARD	CURRENT INT.	BALANCE
	\$ 116.89	\$ 66.53	\$ 183.42

AVG. YEILD FOR DEC 2021 0.01% MKT VALUE / SHARE \$ 1.00

INVESTMENTS-LOGIC
PATTY BRENNAN, COOKE COUNTY TREASURER
DECEMBER 2021

ACCT NAME	BALANCE FORWARD	DEPOSITS	WITH-DRAWALS	CURRENT INTEREST	ENDING BALANCE
GENERAL	\$ 2,788,674.14	\$ -	\$ -	\$ 174.47	\$ 2,788,848.61
R & B -1	\$ 447,458.84	\$ -	\$ -	\$ 27.99	\$ 447,486.83
R & B -2	\$ 138,424.44	\$ -	\$ -	\$ 8.65	\$ 138,433.09
R & B -3	\$ 392,396.02	\$ -	\$ -	\$ 24.54	\$ 392,420.56
R & B -4	\$ 534,516.57	\$ -	\$ -	\$ 33.43	\$ 534,550.00
FM & L	\$ 131,202.35	\$ -	\$ -	\$ 8.19	\$ 131,210.54
ADULT PROBATION	\$ 159,100.42	\$ -	\$ -	\$ 9.94	\$ 159,110.36
PERM IMP	\$ 733,240.57	\$ -	\$ -	\$ 45.86	\$ 733,286.43
LAW LIBRARY	\$ 51,470.59	\$ -	\$ -	\$ 3.21	\$ 51,473.80
COURTHOUSE SECURITY	\$ 53,093.73	\$ -	\$ -	\$ 3.33	\$ 53,097.06
RECORDS MANAGEMENT	\$ 20,864.21	\$ -	\$ -	\$ 1.29	\$ 20,865.50
ARCHIVE FEES	\$ 26,456.08	\$ -	\$ -	\$ 1.64	\$ 26,457.72
DIST ATTY FORFEITURE	\$ 26,456.08	\$ -	\$ -	\$ 1.64	\$ 26,457.72
SHERIFF FOREITURE	\$ 26,456.08	\$ -	\$ -	\$ 1.64	\$ 26,457.72
2012 GO REFUNDING	\$ 60,217.48	\$ 140,000.00	\$ -	\$ 9.74	\$ 200,227.22
AMERICAN RESCUE GRANT	\$ 1,000,239.30	\$ -	\$ -	\$ 62.59	\$ 1,000,301.89
TOTAL: TREAS FUND	\$ 6,590,266.90	\$ 140,000.00	\$ -	\$ 418.15	\$ 6,730,685.05

YEAR - TO - DATE INTEREST	BAL FORWARD	CURRENT INT.	BALANCE
	\$ 452.12	\$ 418.15	\$ 870.27

AVG. YEILD FOR DEC 2021 0.07% MKT VALU/SHARE \$ 1.00

FUND NAME	CHECKING ACCOUNT	CHECKING AMOUNT	TDOA ACCOUNT	TDOA AMOUNT	FUND TOTAL
2022 001 GENERAL	TREAS FUND	5,323,110.83	TEXPOOL LOGIC TEXSTAR STONE CERT DEPOS	3,307,702.72 2,788,848.61 2,088,520.39 1,748,000.00	15,256,182.55
2022 011 ROAD & BRIDGE 1	TREAS FUND	566,135.31	TEXPOOL LOGIC TEXSTAR STONE	476,335.00 447,486.83 305,188.13	1,795,145.27
2022 012 ROAD & BRIDGE 2	TREAS FUND	358,291.03	TEXPOOL LOGIC TEXSTAR	106,246.12 138,433.09	602,970.24
2022 013 ROAD & BRIDGE 3	TREAS FUND	614,700.31	TEXPOOL LOGIC TEXSTAR	486,516.82 392,420.56 286,558.20	1,780,195.89
2022 014 ROAD & BRIDGE 4	TREAS FUND	508,454.67	TEXPOOL LOGIC TEXSTAR	351,526.69 534,550.00 376,278.95	1,770,810.31
2022 019 FM & LATERAL	TREAS FUND	231,781.23	TEXPOOL LOGIC TEXSTAR	227,777.62 131,210.54 235,564.89	826,334.28
2022 020 TUPC	TREAS FUND	27,517.11	TEXPOOL LOGIC TEXSTAR	2,145.76	29,662.87
2022 021 JUVENILE PROB-ISP	TREAS FUND		TEXPOOL LOGIC TEXSTAR		
2022 022 JUVENILE PROBATION	TREAS FUND	46,506.22	TEXPOOL LOGIC TEXSTAR		46,506.22
2022 023 JUVENILE PROB. IV-E	TREAS FUND	104.98	TEXPOOL LOGIC TEXSTAR		104.98
2022 024 JUVENILE DELINQUENCY PREVENTN	TREAS FUND	14,486.26	TEXPOOL LOGIC TEXSTAR		14,486.26
2022 028 ADULT PROBATION	TREAS FUND	55,580.41	TEXPOOL LOGIC TEXSTAR	203,980.56 159,110.36 154,172.21	572,843.54
2022 029 COMMUNITY CORRECTIONS	TREAS FUND	9,891.93	TEXPOOL LOGIC		9,891.93
2022 031 CONTRACT ELECTIONS	TREAS FUND	16,400.55	TEXPOOL LOGIC		16,400.55
2022 032 DISTRICT CLERK PRESERVATION	TREAS FUND	11,621.25	TEXPOOL	610.23	

COMBINED STATEMENT OF CASH POSITION FOR DECEMBER

FUND NAME	CHECKING ACCOUNT	CHECKING AMOUNT	TDOA ACCOUNT	TDOA AMOUNT	FUND TOTAL
2022 033 COUNTY/DISTRICT TECHNOLOGY	FTRBAS FUND	9,512.52	TEXPOOL LOGIC	1,609.89	11,122.41
2022 034 COURT REPORTER	TREAS FUND	11,464.75	TEXPOOL LOGIC	9,444.61	20,909.36
2022 035 PERMANENT IMPROVEMENT	TREAS FUND	324,546.16	TEXPOOL LOGIC	1,107,478.45	1,431,024.61
			TEXSTAR	733,286.43	2,164,311.04
			STONE	772,378.59	2,937,689.63
2022 037 LAW ENFORCEMENT ED	TREAS FUND	6,984.92	TEXPOOL LOGIC	10,619.24	17,604.16
2022 038 JP TECH	TREAS FUND	17,801.57	TEXPOOL LOGIC	27,892.99	45,694.56
2022 040 LAW LIBRARY	TREAS FUND	26,430.46	TEXPOOL LOGIC	117,123.11	143,553.57
			TEXSTAR	51,473.80	195,027.37
2022 041 CC LIBRARY FUND	TREAS FUND	34,813.00	TEXPOOL LOGIC	50,190.71	85,003.71
			TEXSTAR		85,003.71
2022 042 CC HISTORICAL COMM.	TREAS FUND	2,521.15	TEXPOOL LOGIC	15,901.62	18,422.77
2022 043 JP COURTHOUSE SECURITY	TREAS FUND	26,334.44	TEXSTAR		26,334.44
2022 044 COURTHOUSE SECURITY	TREAS FUND	45,394.40	TEXPOOL LOGIC	103,129.21	148,523.61
			TEXSTAR	53,037.06	201,560.67
			TEXSTAR	83,299.74	284,920.41
2022 046 CHAPTER 19	TREAS FUND	736.31-	TEXPOOL		736.31-
2022 047 CC RECORDS MANAGEMENT	TREAS FUND	2,565.26	TEXPOOL		2,565.26
2022 048 COUNTY RECORDS MANAGEMENT	TREAS FUND	830.51	TEXPOOL LOGIC	16,412.10	17,242.61
			TEXSTAR	20,865.50	38,108.11
2022 049 CC RECORDS PRESERVATION	TREAS FUND	11,238.35	TEXPOOL LOGIC	16.25	11,254.60
			TEXSTAR		11,254.60
2022 050 DIST CLERK RECORDS MANAGEMENT	TREAS FUND	12,377.61	TEXPOOL LOGIC	15,935.93	28,313.54

FUND NAME	CHECKING ACCOUNT	CHECKING AMOUNT	TDOA ACCOUNT	TDOA AMOUNT	FUND TOTAL
2022 051 DISTRICT CLERK ARCHIVE	TREAS FUND	27,437.81	TEXPOOL LOGIC TEXSTAR	4,248.53	28,313.54
2022 052 COUNTY CLERK ARCHIVE FEE	TREAS FUND	71,251.31	TEXPOOL LOGIC TEXSTAR	57,825.74 26,457.72 66,746.44	31,686.34 222,281.21
2022 053 CA CHECK COLLECTING	TREAS FUND	1,110.79	TEXPOOL LOGIC TEXSTAR	1,110.79	1,110.79
2022 054 DA CHECK COLLECTING	TREAS FUND	300.34	TEXPOOL LOGIC TEXSTAR	38,145.08 26,457.72	300.34 83,723.03
2022 056 DISTRICT ATTY FORFEITURE	TREAS FUND	19,120.23	TEXPOOL LOGIC TEXSTAR	30,600.72 26,457.72	83,781.60 116,052.58
2022 057 D A SEIZURE FUND	TREAS FUND	83,781.60	TEXPOOL LOGIC TEXSTAR	134,060.00	185,941.89
2022 058 SHERIFF FORFEITURE	TREAS FUND	58,994.14	TEXPOOL LOGIC TEXSTAR	155,836.08 200,227.22 162,105.21	756,304.10
2022 059 JAIL COMMISSARY	TREAS FUND	51,881.89	TEXPOOL LOGIC TEXSTAR	15,064.77	100,880.00
2022 061 2004 GO REFUNDING DEBT SERVITREAS FUND	TREAS FUND	238,135.59	TEXPOOL LOGIC TEXSTAR	15,000.00 19,000.00	16,137.82 19,015.85
2022 088 STATE FEES	TREAS FUND	85,815.23	TEXPOOL LOGIC TEXSTAR	2,524,058.29	487.27
2022 090 OFFICER'S TRUST	TREAS FUND		CERT DEPOS	15,000.00	16,137.82
2022 091 LIBRARY TRUST - LIDDELL	TREAS FUND	1,137.82	CERT DEPOS	19,000.00	19,015.85
2022 092 LIBRARY TRUST - ROSENSTEIN	TREAS FUND	15.85	CERT DEPOS	19,000.00	19,015.85
2022 098 PAYROLL CLEARING	PAYROLL	2,524,058.29	TEXPOOL LOGIC TEXSTAR	2,524,058.29	487.27
2022 100 CHILD ABUSE PREVENTION FUND	TREAS FUND	487.27	TEXPOOL LOGIC TEXSTAR	189,410.53	13,720.03
2022 101 PRETRIAL DIVERSION	TREAS FUND	13,720.03	TEXPOOL LOGIC TEXSTAR	123,680.64	455,530.71
2022 102 HOTEL OCCUPANCY TAX FUND	TREAS FUND	142,439.54	TEXPOOL LOGIC TEXSTAR		
2022 103 HAVA GRANT FUND					

DATE 01/18/2022 TIME 09:59

COMBINED STATEMENT OF CASH POSITION FOR DECEMBER

FUND NAME	CHECKING ACCOUNT	CHECKING AMOUNT	TDOA ACCOUNT	TDOA AMOUNT	FUND TOTAL
2022 104 AMERICAN RESCUE PROG GRANT	TREAS FUND	807,618.90	TEXPOOL LOGIC TEXSTAR	1,000,164.80 1,000,301.89 1,000,064.66	3,808,150.25
TOTAL		12,420,725.01		22,431,194.98	34,851,919.99

CHECK ACCOUNT

ACCOUNT BALANCE - TREAS FUND
ACCOUNT BALANCE - PAYROLL

CHECK
9,896,666.72
2,524,058.29

TOTAL

12,420,725.01

TDOA ACCOUNT

ACCOUNT BALANCE - TEXPOOL
ACCOUNT BALANCE - LOGIC
ACCOUNT BALANCE - TEXSTAR
ACCOUNT BALANCE - CERT DEPOS

TDOA
8,263,951.88
6,730,685.05
5,654,558.05
1,782,000.00

TOTAL

22,431,194.98

ACCOUNT NAME	BEGINNING CASH BALANCE	CASH RECEIPTS	CASH DISBURSEMENTS	ENDING CASH BALANCE
2022 001 GENERAL				
CASH - GENERAL FUND	3,972,792.78	3,575,542.33	2,225,224.28	5,323,110.83
CASH ON HAND	2,144.00	.00	.00	2,144.00
CASH INVESTED - TEXPOOL	3,307,597.18	105.54	.00	3,307,702.72
CASH INVESTED - LOGIC	2,788,674.14	174.47	.00	2,788,848.61
CASH INVESTED - TEXSTAR	2,088,495.78	24.61	.00	2,088,520.39
CASH INVESTED - STONE CASTLE	.00	.00	.00	.00
T-BILLS - INVESTMENTS	1,999,342.00	.00	.00	1,999,342.00
CASH INVESTMENT-CD	1,748,000.00	.00	.00	1,748,000.00
FUND TOTALS	15,907,045.88	3,575,846.95	2,225,224.28	17,257,668.55
2022 011 ROAD & BRIDGE 1				
CASH - ROAD & BRIDGE # 1	385,610.63	331,183.24	150,658.56	566,135.31
CASH INVESTED - TEXPOOL	476,319.82	15.18	.00	476,335.00
CASH INVESTED - LOGIC	447,458.84	27.99	.00	447,486.83
CASH INVESTED - TEXSTAR	305,184.56	3.57	.00	305,188.13
STONE CASTLE	.00	.00	.00	.00
T-BILL INVESTMENTS	.00	.00	.00	.00
FUND TOTALS	1,614,573.85	331,229.98	150,658.56	1,795,145.27
2022 012 ROAD & BRIDGE 2				
CASH - ROAD & BRIDGE # 2	159,603.55	350,903.24	152,215.76	358,291.03
CASH INVESTED - TEXPOOL	106,242.78	3.34	.00	106,246.12
CASH INVESTED - LOGIC	138,424.44	8.65	.00	138,433.09
CASH INVESTED - TEXSTAR	.00	.00	.00	.00
T-BILL INVESTMENTS	.00	.00	.00	.00
FUND TOTALS	404,270.77	350,915.23	152,215.76	602,970.24
2022 013 ROAD & BRIDGE 3				
CASH - ROAD & BRIDGE # 3	424,636.78	331,254.12	141,190.59	614,700.31
CASH INVESTED - TEXPOOL	486,501.25	15.57	.00	486,516.82
CASH INVESTED - LOGIC	392,396.02	24.54	.00	392,420.56
CASH INVESTED - TEXSTAR	286,554.82	3.38	.00	286,558.20
T-BILL INVESTMENTS	.00	.00	.00	.00
FUND TOTALS	1,590,088.87	331,297.61	141,190.59	1,780,195.89
2022 014 ROAD & BRIDGE 4				
CASH - ROAD & BRIDGE # 4	295,565.90	365,677.29	152,788.52	508,454.67
CASH INVESTED - TEXPOOL	351,515.46	11.23	.00	351,526.69
CASH INVESTED - LOGIC	534,516.57	33.43	.00	534,550.00
CASH INVESTED - TEXSTAR	376,274.54	4.41	.00	376,278.95
T-BILL INVESTMENTS	.00	.00	.00	.00
FUND TOTALS	1,557,872.47	365,726.36	152,788.52	1,770,810.31
2022 019 FM & LATERAL				
CASH - F M & LATERAL	230,346.02	1,463.29	28.08	231,781.23
CASH INVESTED - LOGIC	227,770.35	7.27	.00	227,777.62
CASH INVESTED - TEXSTAR	131,202.35	8.19	.00	131,210.54
CASH INVESTED - TEXSTAR	235,562.13	2.76	.00	235,564.89
T-BILL INVESTMENT	.00	.00	.00	.00
FUND TOTALS	824,880.85	1,481.51	28.08	826,334.28
2022 020 TUPC				
CASH - T.J.P.C.	29,941.05	26,557.28	28,981.22	27,517.11
CASH INVESTED - LOGIC	2,145.76	.00	.00	2,145.76
CASH INVESTED - LOGIC	.00	.00	.00	.00

ACCOUNT NAME	BEGINNING CASH BALANCE	CASH RECEIPTS	CASH DISBURSEMENTS	ENDING CASH BALANCE
2022 021 JUVENILE PROB-ISP				
CASH - JUVENILE PROBATION				
INVESTMENTS	.00	.00	.00	.00
CASH INVESTED - LOGIC	.00	.00	.00	.00
CASH INVESTED - TEXSTAR	.00	.00	.00	.00
FUND TOTALS	32,086.81	26,557.28	28,981.22	29,662.87
2022 022 JUVENILE PROBATION				
CASH - JUV. PROB. DIV				
INVESTMENTS	46,289.53	216.69	.00	46,506.22
FUND TOTALS	46,289.53	216.69	.00	46,506.22
2022 023 JUVENILE PROB. IV-E				
CASH - IV-E				
CASH INVESTED	104.80	.18	.00	104.98
CASH INVESTED - LOGIC	.00	.00	.00	.00
CASH INVESTED - TEXSTAR	.00	.00	.00	.00
FUND TOTALS	104.80	.18	.00	104.98
2022 024 JUVENILE DELINQUENCY PREVENTN				
CASH - JUVENILE DELINQUENCY PR				
INVESTMENTS	14,427.66	58.60	.00	14,486.26
CASH INVESTED - LOGIC	.00	.00	.00	.00
CASH INVESTED - TEXSTAR	.00	.00	.00	.00
FUND TOTALS	14,427.66	58.60	.00	14,486.26
2022 028 ADULT PROBATION				
CASH - ADULT PROBATION				
CASH ON HAND	54,416.62	61,629.70	60,465.91	55,580.41
CASH INVESTED - TEXPOOL	75.00	.00	.00	75.00
CASH INVESTED - LOGIC	203,974.05	6.51	.00	203,980.56
CASH INVESTED - TEXSTAR	159,100.42	9.94	.00	159,110.36
FUND TOTALS	571,736.48	61,647.97	60,465.91	572,918.54
2022 029 COMMUNITY CORRECTIONS				
CASH - COMMUNITY CORRECTI				
INVESTMENTS	4,673.36	16,245.00	11,026.43	9,891.93
CASH INVESTED - LOGIC	.00	.00	.00	.00
FUND TOTALS	4,673.36	16,245.00	11,026.43	9,891.93
2022 031 CONTRACT ELECTIONS				
CASH - CONTRACT ELECTIONS				
CASH INVESTED - TEXPOOL	16,371.54	29.01	.00	16,400.55
CASH INVESTED - LOGIC	.00	.00	.00	.00
FUND TOTALS	16,371.54	29.01	.00	16,400.55
2022 032 DISTRICT CLERK PRESERVATION				
CASH - DISTRICT CLERK PRESVATI				
INVESTMENTS	9,747.32	200.00	2,073.93	11,621.25
CASH INVESTED - LOGIC	610.23	.00	.00	610.23
CASH INVESTED - TEXSTAR	.00	.00	.00	.00
FUND TOTALS	9,137.09	200.00	2,073.93	11,011.02
2022 033 COUNTY/DISTRICT TECHNOLOGY FUN				
CASH - COUNTY/DISTRICT TECH				
	9,451.30	61.22	.00	9,512.52

ACCOUNT NAME	BEGINNING CASH BALANCE	CASH RECEIPTS	CASH DISBURSEMENTS	ENDING CASH BALANCE
2022 034 COURT REPORTER INVESTMENTS	1,609.89	.00	.00	1,609.89
CASH INVESTED - LOGIC	.00	.00	.00	.00
CASH INVESTED - TEXSTAR	.00	.00	.00	.00
FUND TOTALS	11,061.19	61.22	.00	11,122.41
2022 034 COURT REPORTER INVESTMENTS	11,061.19	61.22	.00	11,122.41
CASH - COURT REPORTER FUND	11,705.99	507.49	748.73	11,464.75
INVESTMENTS	9,444.30	.31	.00	9,444.61
CASH INVESTED - LOGIC	.00	.00	.00	.00
CASH INVESTED - TEXSTAR	.00	.00	.00	.00
FUND TOTALS	21,150.29	507.80	748.73	20,909.36
2022 035 PERMANENT IMPROVEMENT	178,675.28	145,870.88	.00	324,546.16
CASH - PERMANENT IMPROVEM	1,107,443.12	35.33	.00	1,107,478.45
CASH INVESTED - TEXPOOL	733,240.57	45.86	.00	733,286.43
CASH INVESTED - LOGIC	772,369.48	9.11	.00	772,378.59
CASH INVESTED - TEXSTAR	.00	.00	.00	.00
STONE CASTLE	.00	.00	.00	.00
T-BILL INVESTMENTS	.00	.00	.00	.00
FUND TOTALS	2,791,728.45	145,961.18	.00	2,937,689.63
2022 037 LAW ENFORCEMENT ED	7,822.73	13.33	851.14	6,984.92
CASH - LAW ENFORCEMENT ED	10,618.93	.31	.00	10,619.24
CASH INVESTED - LOGIC	.00	.00	.00	.00
CASH INVESTED - TEXSTAR	.00	.00	.00	.00
FUND TOTALS	18,441.66	13.64	851.14	17,604.16
2022 038 JP TECH	18,261.81	101.26	561.50	17,801.57
CASH - J P TECH FUND	27,892.10	.89	.00	27,892.99
INVESTMENTS	.00	.00	.00	.00
CASH INVESTED - LOGIC	.00	.00	.00	.00
CASH INVESTED - TEXSTAR	.00	.00	.00	.00
FUND TOTALS	46,153.91	102.15	561.50	45,694.56
2022 040 LAW LIBRARY	25,994.93	968.04	532.51	26,430.46
CASH - LAW LIBRARY	117,119.40	3.71	.00	117,123.11
CASH INVESTED	51,470.59	3.21	.00	51,473.80
CASH INVESTED - LOGIC	.00	.00	.00	.00
CASH INVESTED - TEXSTAR	.00	.00	.00	.00
FUND TOTALS	194,584.92	974.96	532.51	195,027.37
2022 041 CC LIBRARY FUND	34,644.61	862.92	694.53	34,813.00
CASH - COOKE COUNTY LIBRA	50,189.16	1.55	.00	50,190.71
CASH INVESTED	.00	.00	.00	.00
CASH INVESTED - LOGIC	.00	.00	.00	.00
CASH INVESTED - TEXSTAR	.00	.00	.00	.00
T-BILL INVESTMENTS	.00	.00	.00	.00
FUND TOTALS	84,833.77	864.47	694.53	85,003.71
2022 042 CC HISTORICAL COMM.	2,516.69	4.46	.00	2,521.15
CASH - COOKE CO. HISTORIC	2,516.69	4.46	.00	2,521.15
FUND TOTALS	2,516.69	4.46	.00	2,521.15
2022 043 JP COURTHOUSE SECURITY	26,255.80	78.64	.00	26,334.44
CASH - JP COURTHOUSE SECURITY	15,901.04	.58	.00	15,901.62
CASH INVESTED				

ACCOUNT NAME	BEGINNING CASH BALANCE	CASH RECEIPTS	CASH DISBURSEMENTS	ENDING CASH BALANCE
2022 044 COURTHOUSE SECURITY				
CASH INVESTED - LOGIC	42,156.84	.00	.00	42,156.84
CASH INVESTED - TEXSTAR	.00	79.22	.00	79.22
FUND TOTALS	42,156.84	79.22	.00	42,236.06
2022 046 CHAPTER 19				
CASH - COURTHOUSE SECURITY	43,979.31	1,415.09	.00	45,394.40
CASH INVESTED - LOGIC	103,125.92	3.29	.00	103,129.21
CASH INVESTED - TEXSTAR	53,093.72	3.33	.00	53,097.06
CASH INVESTED - LOGIC	83,298.80	.94	.00	83,299.74
FUND TOTALS	283,497.76	1,422.65	.00	284,920.41
2022 047 CC RECORDS MANAGEMENT				
CASH - CHAPTER 19	413.38-	568.40	891.33-	736.31-
INVESTMENTS	.00	.00	.00	.00
FUND TOTALS	413.38-	568.40	891.33-	736.31-
2022 048 COUNTY RECORDS MANAGEMENT				
CASH - CC RECORDS MANAGEMENT	2,560.42	4.84	.00	2,565.26
INVESTMENTS - TEXPOOL	.00	.00	.00	.00
FUND TOTALS	2,560.42	4.84	.00	2,565.26
2022 049 CC RECORDS PRESERVATION				
CASH - RECORDS PRESERVATION	534.03	10,704.32	.00	11,238.35
CASH INVESTED - TEXPOOL	16.25	.00	.00	16.25
CASH INVESTED - LOGIC	.00	.00	.00	.00
CASH INVESTED - TEXSTAR	.00	.00	.00	.00
FUND TOTALS	550.28	10,704.32	.00	11,254.60
2022 050 DIST CLERK RECORDS MANAGEMENT				
CASH - D C RECORDS MANAGEMENT	12,161.07	216.54	.00	12,377.61
CASH INVESTED	15,935.35	.58	.00	15,935.93
CASH INVESTED - LOGIC	.00	.00	.00	.00
CASH INVESTED - TEXSTAR	.00	.00	.00	.00
FUND TOTALS	28,096.42	217.12	.00	28,313.54
2022 051 DISTRICT CLERK ARCHIVE				
DISTRICT CLERK ARCHIVE	27,168.67	269.14	.00	27,437.81
INVESTMENTS	4,248.53	.00	.00	4,248.53
CASH INVESTED - LOGIC	.00	.00	.00	.00
CASH INVESTED - TEXSTAR	.00	.00	.00	.00
FUND TOTALS	31,417.20	269.14	.00	31,686.34
2022 052 COUNTY CLERK ARCHIVE FEE				
CASH - RECORDS ARCHIVE	67,605.98	10,265.33	6,620.00-	71,251.31
INVESTMENTS	57,823.95	1.79	.00	57,825.74
CASH INVESTED - LOGIC	26,456.08	1.64	.00	26,457.72
CASH INVESTED - TEXSTAR	66,745.63	.81	.00	66,746.44
FUND TOTALS	218,631.64	10,269.57	6,620.00-	222,281.21
2022 053 CA CHECK COLLECTING				
CASH - CHECK COLLECTING &	1,270.99	.00	160.20-	1,110.79

ACCOUNT NAME	BEGINNING CASH BALANCE	CASH RECEIPTS	CASH DISBURSEMENTS	ENDING CASH BALANCE
2022 054 DA CHECK COLLECTING				
CASH INVESTED - LOGIC	.00	.00	.00	.00
CASH INVESTED - TEXTSTAR	.00	.00	.00	.00
FUND TOTALS	1,270.99	.00	160.20	1,110.79
2022 054 DA CHECK COLLECTING				
CASH - DA CHECK COLLECTING	300.34	.00	.00	300.34
CASH INVESTED	.00	.00	.00	.00
FUND TOTALS	300.34	.00	.00	300.34
2022 056 DISTRICT ATTY FORFEITURE				
CASH - D.A. FORFEITURE FU	16,269.09	2,851.14	.00	19,120.23
CASH INVESTED - TEXPOOL	38,143.88	1.20	.00	38,145.08
CASH INVESTED - LOGIC	26,456.08	1.64	.00	26,457.72
CASH INVESTED - TEXTSTAR	.00	.00	.00	.00
FUND TOTALS	80,869.05	2,853.98	.00	83,723.03
2022 057 D A SEIZURE FUND				
CASH - SEIZURE-LAW	87,557.60	.00	3,776.00	83,781.60
INVESTMENTS	.00	.00	.00	.00
FUND TOTALS	87,557.60	.00	3,776.00	83,781.60
2022 058 SHERIFF FORFEITURE				
CASH - SHERIFF FORFEITURE	59,305.15	688.99	1,000.00	58,994.14
INVESTMENTS	30,599.83	.89	.00	30,600.72
CASH INVESTED - LOGIC	26,456.08	1.64	.00	26,457.72
CASH INVESTED - TEXTSTAR	.00	.00	.00	.00
FUND TOTALS	116,361.06	691.52	1,000.00	116,052.58
2022 059 JAIL COMMISSARY				
CASH - JAIL COMMISSARY	52,776.99	97.14	992.24	51,881.89
CASH INVESTED - TEXPOOL	134,055.76	4.24	.00	134,060.00
CASH INVESTED - LOGIC	.00	.00	.00	.00
CASH INVESTED - TEXTSTAR	.00	.00	.00	.00
FUND TOTALS	186,832.75	101.38	992.24	185,941.89
2022 061 2004 GO REFUNDING DEBT SERVICE				
CASH - 2004 GO REFUNDING D/S	197,148.40	180,987.19	140,000.00	238,135.59
CASH INVESTED - TEXPOOL	155,831.11	4.97	.00	155,836.08
CASH INVESTED - LOGIC	60,217.48	140,009.74	.00	200,227.22
CASH INVESTED - TEXTSTAR	162,103.31	1.90	.00	162,105.21
T-BILL INVESTMENTS	.00	.00	.00	.00
FUND TOTALS	575,300.30	321,003.80	140,000.00	756,304.10
2022 088 STATE FEES				
CASH - STATE FEES	54,258.86	31,556.95	.58	85,815.23
CASH INVESTED	15,064.19	.58	.00	15,064.77
CASH INVESTED - LOGIC	.00	.00	.00	.00
CASH INVESTED - TEXTSTAR	.00	.00	.00	.00
FUND TOTALS	69,323.05	31,557.53	.58	100,880.00
2022 090 OFFICER'S TRUST				
CASH - OFFICERS TRUST	.00	.00	.00	.00
CASH INVESTED	.00	.00	.00	.00
CASH INVESTED - LOGIC	.00	.00	.00	.00
FUND TOTALS	.00	.00	.00	.00
2022 091 LIBRARY TRUST - LIDDELL				
CASH - LIBRARY TRUST/LIDDELL	1,135.81	2.01	.00	1,137.82

ACCOUNT NAME	BEGINNING CASH BALANCE	CASH RECEIPTS	CASH DISBURSEMENTS	ENDING CASH BALANCE
2022 092 LIBRARY TRUST - ROSENSTEIN				
CD INVESTMENT	15,000.00	.00	.00	15,000.00
FUND TOTALS	16,135.81	2.01	.00	16,137.82
2022 098 PAYROLL CLEARING				
CASH - PAYROLL CLEARING INVESTMENTS	23.54	39.39	.00	15.85
FUND TOTALS	19,000.00	39.39	.00	19,000.00
2022 100 CHILD ABUSE PREVENTION FUND				
CASH - CHILD ABUSE PREVENTION FUND TOTALS	704,748.62	1,819,309.67	.00	2,524,058.29
2022 101 PRETRIAL DIVERSION				
CASH - PRETRIAL DIVERSION	13,720.03	.00	.00	13,720.03
CASH INVESTED - LOGIC	.00	.00	.00	.00
FUND TOTALS	13,720.03	.00	.00	13,720.03
2022 102 HOTEL OCCUPANCY TAX FUND				
CASH - HOTEL OCCUPANCY TAX	196,375.82	22,662.48	76,598.76	142,439.54
CASH INVESTED - LOGIC	189,404.50	6.03	.00	189,410.53
CASH INVESTED - TEXSTAR	123,679.18	1.46	.00	123,680.64
FUND TOTALS	509,459.50	22,669.97	76,598.76	455,530.71
2022 103 HAVA GRANT FUND				
CASH - HAVA GRANT FUND	622.55	.00	890.67	268.12
CASH INVESTED - LOGIC	.00	.00	.00	.00
CASH INVESTED - TEXSTAR	.00	.00	.00	.00
FUND TOTALS	622.55	.00	890.67	268.12
2022 104 AMERICAN RESCUE PROG GRANT				
CASH - AMERICAN RESCUE PROG GR	911,779.82	1,529.11	105,690.03	807,618.90
CASH INVESTED - LOGIC	1,000,132.88	31.92	.00	1,000,164.80
CASH INVESTED - TEXSTAR	1,000,239.30	62.59	.00	1,000,301.89
FUND TOTALS	3,912,204.90	1,635.38	105,690.03	3,808,150.25
GRAND TOTALS	32,689,486.16	7,433,959.00	3,270,232.29	36,853,212.87