



MONTHLY REPORT

MARCH 2020

PATTY BRENNAN


COOKE COUNTY TREASURER

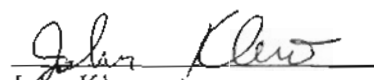
FINANCIAL REPORTS


March 2020


In accordance with Local Government Code 114.026, this affidavit states the current cash and reports in the custody of the county treasurer as of this date of March 31, 2020.


Jason Brinkley,
Cooke County Judge


Gary Hollowell,
Commissioner Pct. #1


John Klement,
Commission Pct. #3


Pam Harrison,
Cooke County Clerk


Jason Snuggs,
Commissioner Pct. #2


Leon Klement,
Commissioner Pct. #4

FILED FOR RECORD

20 APR 13 PM 2:31

PAH HARRISON
COUNTY CLERK, COOKE CO. TX

BY  DEPUTY

AFFIDAVIT

STATE OF TEXAS

COUNTY OF COOKE


The members of the Commissioners' Court of Cooke County, Texas, state as follows:

The requirement of Subsection (C) of the Texas Local Government Code, §114.026 have been met for the term of March 2020. The amount of cash and other assets in the custody of the County Treasurer at the time of examination are:

Cash (includes on hand, money market accounts, and short term investments) \$ 40,796,621.72

Other Assets (long term investments) \$ 0.00


Sworn to and subscribed this 13 day of April, 2020.




Jason Brinkley, Cooke County Judge



Gary Hollowell, Commissioner, Pct 1



Jason Snuggs, Commissioner, Pct 2



John Klement, Commissioner, Pct 3



Leon Klement, Commissioner, Pct 4

ATTEST:



Pam Harrison, County Clerk

FILED FOR RECORD

20 APR 13 PM 2:31

PAM HARRISON
COUNTY CLERK, COOKE CO. TX

BY  DEPUTY

PRIOR MONTH ENDING BANK STATEMENT BALANCE \$6,203,196.00 206
 CLEARED DEPOSITS \$1,146,395.03 5
 CLEARED ADDITIONS \$128,358.35 512
 CLEARED CHECKS \$2,512,349.90- 3
 CLEARED DEDUCTIONS \$6,989.32- 3

CURRENT MONTH ENDING BANK STATEMENT BALANCE \$4,958,610.16

CURRENT MONTH ENDING BANK STATEMENT BALANCE \$4,958,610.16 8
 OUTSTANDING DEPOSITS \$7,997.67 580
 OUTSTANDING ADDITIONS \$.00
 OUTSTANDING CHECKS \$500,620.43-
 OUTSTANDING DEDUCTIONS \$.00

RECONCILED BOOK BALANCE \$4,465,987.40
 ENDING STATEMENT DATE 03/31/2020 CLERK: PB

C.D. INVESTMENTS

LANDMARK BANK

MARCH 2020

<u>C.D.#</u>	<u>PURCHASE DATE</u>	<u>AMOUNT</u>	<u>MAT. DATE</u>
GEN/4170808341	May 26, 2019	500,000.00	May 26, 2020
GEN/4170808333	May 26, 2019	500,000.00	May 26, 2020
Library Liddell 7830	Jan 17, 2019	7,500.00	Jan 17, 2021
Library Liddell 7822	Jan 17, 2019	7,500.00	Jan 17, 2021
Library Rosenstein 5099	Sept 12, 2017	11,000.00	Dec 12, 2020
Library Rosenstein 5198	Dec 16, 2017	8,000.00	Mar 16, 2021

INT. EARNED MONTHLY:

2-Gen CD's @ 2.34%
2-Liddell CD's @ 1.90%
2-Rosenstein CD's @ 1.05%

Interest is deposited into the Treasurer's Fund. The 2 Gen CDs' interest is deposited monthly, and the 4 Library's CDs' interest is deposited quarterly.

PROSPERITY BANK

GEN/14401708	Sept 17, 2019	250,000.00	Sept 17, 2021
--------------	---------------	------------	---------------

INT. EARNED MONTHLY:

Gen CD @ 1.85%

Interest accrues monthly and is deposited monthly with depository bank into the Treasurer's Fund.

C.D. INVESTMENTS

THE FIRST STATE BANK

MARCH 2020

<u>C.D.#</u>	<u>PURCHASE DATE</u>	<u>AMOUNT</u>	<u>MAT. DATE</u>
GEN/71445	Sept 17, 2019	250,000.00	Dec 17, 2020

INT. EARNED MONTHLY:

Gen CD @ 1.50%

Interest accrues monthly and is deposited monthly with depository bank into the Treasurer's Fund.

MUENSTER STATE BANK

GEN/2254	Sept 17, 2017	250,000.00	Sept 17, 2021
----------	---------------	------------	---------------

INT. EARNED MONTHLY:

Gen CD @ 1.35%

Interest accrues monthly and is deposited monthly with depository bank into the Treasurer's Fund.

INVESTMENTS-TEXPOOL
PATTY BRENNAN, COOKE COUNTY TREASURER
MARCH 2020

ACCT NAME	BALANCE FORWARD	DEPOSITS	WITH-DRAWALS	CURRENT INTEREST	ENDING BALANCE
GENERAL	\$ 7,290,782.10	\$ -	\$ -	\$ 6,213.04	\$ 7,296,995.14
R & B -1	\$ 699,692.86	\$ -	\$ -	\$ 596.29	\$ 700,289.15
R & B -2	\$ 364,685.42	\$ -	\$ -	\$ 310.80	\$ 364,996.22
R & B -3	\$ 495,288.12	\$ -	\$ -	\$ 422.10	\$ 495,710.22
R & B -4	\$ 694,850.16	\$ -	\$ -	\$ 592.12	\$ 695,442.28
FM & L	\$ 376,855.72	\$ -	\$ -	\$ 321.17	\$ 377,176.89
STATE FUNDS	\$ 19,116.52	\$ -	\$ -	\$ 16.33	\$ 19,132.85
TJPC	\$ 13,117.48	\$ -	\$ -	\$ 11.15	\$ 13,128.63
DIST CLK PRESERVATION	\$ 10,593.37	\$ -	\$ -	\$ 9.03	\$ 10,602.40
COUNTY/DIST TECH	\$ 1,605.86	\$ -	\$ -	\$ 1.39	\$ 1,607.25
ADULT PROB	\$ 253,340.60	\$ -	\$ -	\$ 215.89	\$ 253,556.49
JUV-ISP	\$ 5,071.38	\$ -	\$ -	\$ 4.34	\$ 5,075.72
COURT REP	\$ 19,399.45	\$ -	\$ -	\$ 16.55	\$ 19,416.00
PERM IMP	\$ 1,453,963.62	\$ -	\$ -	\$ 1,239.05	\$ 1,455,202.67
LAW ENFORCEMENT ED	\$ 10,591.15	\$ -	\$ -	\$ 9.03	\$ 10,600.18
JP-CH SECURITY	\$ 5,316.95	\$ -	\$ -	\$ 4.52	\$ 5,321.47
DIST CLK RECORDS MGMT	\$ 15,893.35	\$ -	\$ -	\$ 13.56	\$ 15,906.91
DIST CLK ARCHIVE	\$ 4,237.80	\$ -	\$ -	\$ 3.62	\$ 4,241.42
COUNTY ATTY CHECK COLLECT	\$ 2,706.39	\$ -	\$ 1,500.00	\$ 2.00	\$ 1,208.39
LAW LIBRARY	\$ 116,811.12	\$ -	\$ -	\$ 99.54	\$ 116,910.66
JP TECH	\$ 27,818.52	\$ -	\$ -	\$ 23.72	\$ 27,842.24
C H SECURITY	\$ 102,854.31	\$ -	\$ -	\$ 87.65	\$ 102,941.96
REC MGMT	\$ 19,777.25	\$ -	\$ -	\$ 16.85	\$ 19,794.10
REC PRESV	\$ 905.39	\$ -	\$ -	\$ 0.74	\$ 906.13
LIBRARY	\$ 28,604.63	\$ -	\$ -	\$ 24.36	\$ 28,628.99
ARCHIVE	\$ 57,671.39	\$ -	\$ -	\$ 49.12	\$ 57,720.51
DIST ATTY FORFEITURE	\$ 31,827.65	\$ -	\$ -	\$ 27.12	\$ 31,854.77
SHERIFF FORFEITURE	\$ 105,429.04	\$ -	\$ -	\$ 89.84	\$ 105,518.88
JAIL COMMISSARY	\$ 82,557.76	\$ -	\$ -	\$ 70.39	\$ 82,628.15
2004 GO-REFUNDING	\$ 55,643.30	\$ -	\$ -	\$ 47.42	\$ 55,690.72
HOTEL/MOTEL TAX	\$ 188,905.85	\$ -	\$ -	\$ 160.94	\$ 189,066.79
TOTAL: TREAS FUND	\$ 12,555,914.51	\$ -	\$ 1,500.00	\$ 10,699.67	\$ 12,565,114.18

YEAR - TO - DATE INTEREST	BAL FORWARD:	CURRENT INT.:	BALANCE:
	\$ 74,789.57	\$ 10,699.67	\$ 85,489.24

AVG. YEILD FOR MARCH 2020 1.00% MKT VALUE/ SHARI \$ 1.00

**INVESTMENTS-TEX STAR
PATTY BRENNAN, COOKE COUNTY TREASURER
MARCH 2020**

ACCT NAME	BALANCE FORWARD	DEPOSITS	WITH-DRAWALS	CURRENT INTEREST	ENDING BALANCE
GENERAL	\$ 7,572,778.63	\$ -	\$ -	\$ 6,154.68	\$ 7,578,933.31
R & B -1	\$ 653,794.23	\$ -	\$ -	\$ 531.34	\$ 654,325.57
R & B -2	\$ 314,203.20	\$ -	\$ -	\$ 255.36	\$ 314,458.56
R & B -3	\$ 425,792.02	\$ -	\$ -	\$ 346.07	\$ 426,138.09
R & B -4	\$ 694,856.99	\$ -	\$ -	\$ 564.74	\$ 695,421.73
FM & L	\$ 384,717.28	\$ -	\$ -	\$ 312.67	\$ 385,029.95
ADULT PROBATION	\$ 228,644.60	\$ -	\$ -	\$ 185.82	\$ 228,830.42
PERM IMP	\$ 1,468,969.39	\$ -	\$ -	\$ 1,193.88	\$ 1,470,163.27
CC LIBRARY	\$ 31,433.74	\$ -	\$ -	\$ 25.54	\$ 31,459.28
JP- CH SECURITY	\$ 10,545.04	\$ -	\$ -	\$ 8.55	\$ 10,553.59
COURTHOUSE SECURITY	\$ 83,102.53	\$ -	\$ -	\$ 67.55	\$ 83,170.08
RECORDS MANAGEMENT	\$ 16,550.44	\$ -	\$ -	\$ 13.45	\$ 16,563.89
RECORDS PRESERVATION	\$ 767.39	\$ -	\$ -	\$ 0.62	\$ 768.01
ARCHIVE FEES	\$ 41,644.05	\$ -	\$ -	\$ 33.84	\$ 41,677.89
2012 GO REFUNDING	\$ 46,968.73	\$ -	\$ -	\$ 38.18	\$ 47,006.91
STATE FEES	\$ 15,887.25	\$ -	\$ -	\$ 12.93	\$ 15,900.18
DIST ATTY FORFEITURE	\$ 26,181.87	\$ -	\$ -	\$ 21.28	\$ 26,203.15
SHERIFF FORFEITURE	\$ 101,762.04	\$ -	\$ -	\$ 82.71	\$ 101,844.75
JAIL COMMISSARY	\$ 51,156.96	\$ -	\$ -	\$ 41.59	\$ 51,198.55
HOTEL/MOTEL TAX	\$ 123,387.93	\$ -	\$ -	\$ 100.28	\$ 123,488.21
TOTAL: TREAS FUND	\$ 12,293,144.31	\$ -	\$ -	\$ 9,991.08	\$ 12,303,135.39

YEAR - TO - DATE INTEREST	BAL FORWARD	CURRENT INT.	BALANCE
	\$ 69,333.78	\$ 9,991.08	\$ 79,324.86

AVG. YEILD FOR MAR 2020 0.97% MKT VALUE / SHARE \$ 1.00

INVESTMENTS-LOGIC
PATTY BRENNAN, COOKE COUNTY TREASURER
MARCH 2020

ACCT NAME	BALANCE FORWARD	DEPOSITS	WITH- DRAWALS	CURRENT INTEREST	ENDING BALANCE
GENERAL	\$ 4,264,368.34	\$ -	\$ -	\$ 5,164.39	\$ 4,269,532.73
R & B -1	\$ 494,927.39	\$ -	\$ -	\$ 599.40	\$ 495,526.79
R & B -2	\$ 237,268.20	\$ -	\$ -	\$ 287.32	\$ 237,555.52
R & B -3	\$ 365,540.53	\$ -	\$ -	\$ 442.70	\$ 365,983.23
R & B -4	\$ 491,982.52	\$ -	\$ -	\$ 595.83	\$ 492,578.35
FM & L	\$ 105,641.69	\$ -	\$ -	\$ 127.94	\$ 105,769.63
ADULT PROBATION	\$ 158,282.16	\$ -	\$ -	\$ 191.69	\$ 158,473.85
PERM IMP	\$ 580,097.26	\$ -	\$ -	\$ 702.51	\$ 580,799.77
LAW LIBRARY	\$ 26,320.08	\$ -	\$ -	\$ 31.89	\$ 26,351.97
COURTHOUSE SECURITY	\$ 52,820.82	\$ -	\$ -	\$ 63.97	\$ 52,884.79
RECORDS MANAGEMENT	\$ 55,616.10	\$ -	\$ -	\$ 67.35	\$ 55,683.45
ARCHIVE FEES	\$ 26,320.08	\$ -	\$ -	\$ 31.89	\$ 26,351.97
DIST ATTY FORFEITURE	\$ 26,320.08	\$ -	\$ -	\$ 31.89	\$ 26,351.97
SHERIFF FOREITURE	\$ 26,320.08	\$ -	\$ -	\$ 31.89	\$ 26,351.97
2012 GO REFUNDING	\$ 258,968.38	\$ -	\$ -	\$ 313.62	\$ 259,282.00
TOTAL: TREAS FUND	\$ 7,170,793.71	\$ -	\$ -	\$ 8,684.28	\$ 7,179,477.99

YEAR - TO - DATE INTEREST	BAL FORWARD	CURRENT INT.	BALANCE
	\$ 45,542.83	\$ 8,684.28	\$ 54,227.11

AVG. YEILD FOR MARCH 20 1.43% MKT VALU/SHARE \$ 1.00

Cooke County

Attn: Patty Brennan
101 S. Dixon Street
Gainesville, TX 76240

Depositor Statement

March 1, 2020 - March 31, 2020

Account #: 104791304900

Account at-a-Glance

Beginning Balance	2,004,841.61
+ Net Deposits	0.00
+ Net Accrued Interest ²	1,442.39
Ending Balance	2,006,284.00
Days In Period ⁴	31
Average Daily Balance ⁵	2,004,841.61
Net APY This Period ⁸	0.85%
Net APR This Period ⁶	0.8471%
Available Balance ⁷	2,004,841.61

Depositor Information

Website: www.ficaaccount.com

Support Center: (866) 343-5516

Account Transactions

Description	Date	Amount(USD\$)
-------------	------	---------------

No transactions in this period

Insured Depository Detail

Depository Bank	FDIC Cert#	Balance(USD\$)
Admirals Bank	27015	267.07
Allegiance Bank Texas	58629	24,192.78
Alma Bank	58424	189.86
Ameris Bank	20504	28,607.35
BNB Bank	6976	89.24
Banc of California, National Association	35498	39,602.53
BancCentral National Association	4033	14.26
BancorpSouth Bank	11813	104.51
Bank Leumi USA	19842	4,340.77
Bank Michigan	1008	758.05
Bank of China - New York Branch	33653	9,800.11
Bank of England	13303	2,908.82
Bank of Fayette County	10308	29.68
Bank of Lindsay	19087	26.40
Bank of Wisconsin Dells	15136	183.02
Bank of the Ozarks	110	69,272.48
BankUnited National Association	58979	18,395.54
Bankwell Bank	57368	5,184.96
Bar Harbor Bank & Trust	11971	10,293.36

Cooke County

Attn: Patty Brennan
 101 S. Dixon Street
 Gainesville, TX 76240

Depositor Statement

March 1, 2020 - March 31, 2020

Account #: 104791304900

Depository Bank	FDIC Cert#	Balance(USD\$)
Beverly Bank & Trust Company National	57701	20.21
Blue Ridge Bank, National Association	35274	11,184.34
BlueHarbor Bank	58691	221.30
BofI Federal Bank	35546	1,948.18
Boonville Federal Savings Bank	30128	20.12
Brunswick State Bank	13692	568.52
C US Bank	18443	1,958.82
CFBank	28263	416.46
CIBM Bank	11729	558.41
CIT Bank, National Association	58978	3,486.35
Camden National Bank	4255	47.65
Capital Bank National Association	35278	1,153.52
Capital One National Association	4297	4,406.73
Carver Federal Savings Bank	30394	33.70
Carver State Bank	16584	16.38
Cathay Bank	18503	32,765.33
Cedar Rapids State Bank	18820	34.97
CedarStone Bank	57684	24.66
Celtic Bank	57056	9,865.31
Cendera Bank National Association	3098	19.16
Centennial Bank	11241	1,748.14
Centennial Bank and Trust	58458	10.18
CenterState Bank of Florida National Associat	33555	17.49
Centric Bank	7461	151.66
CommerceWest Bank	57176	5,161.01
Commercial Bank of Nelson	12246	83.77
Community Bank of the Bay	34210	21,120.25
Congressional Bank	57614	81.00
ConnectOne Bank	57919	225,417.83
Cooperative Bank of Cape Cod	26517	13.92
Cornerstone Bank	5635	616.36
Cornerstone Bank	90282	20.66
Cornerstone Community Bank	58411	55.24
Covenant Bank	58502	1,252.72
Customers Bank	34444	19,094.26
Dedham Institution for Savings	23620	307.38
Diamond Bank	1527	80.53
Dime Savings Bank of Williamsburgh	16012	294.74
Eagle Bank	90191	220.51
EagleBank	34742	10.09
Enterprise Bank	34786	28.07
Enterprise Bank & Trust	27237	1,337.94
Equity Bank	25858	46,275.44
Exchange Bank	1435	199.24
Exchange Bank and Trust Company	13366	771.32
Farmers & Merchants Savings Bank	10492	140.66
Farmers Trust and Savings Bank	12858	90.17
Farmers and Merchants State Bank	501	146.68
Federal Savings Bank	35518	40,290.40

Depositor Statement

March 1, 2020 - March 31, 2020

Account #: 104791304900

Cooke County

Attn: Patty Brennan
101 S. Dixon Street
Gainesville, TX 76240

Depository Bank	FDIC Cert#	Balance(USD\$)
Fidelity Bank	20268	38,710.94
Fifth Third Bank	6672	136,779.67
First Bank	58481	4,587.73
First Bank & Trust	27078	15.96
First Carolina Bank	35530	10,398.24
First Central Savings Bank	34969	142.52
First Community Bank of Bedford County	27211	234.87
First County Bank	18204	181.87
First Federal Community Bank National Associa	29787	32.94
First Financial Bank	28905	281.93
First Foundation Bank	58647	260.08
First Internet Bank of Indiana	34607	9,933.38
First Merchants Bank National Association	4365	476.22
First Midwest Bank of Dexter	19001	18.53
First N.A.	4256	197.06
First National Bank	3887	10.90
First National Bank of Pennsylvania	7888	23,660.31
First Sentinel Bank	31928	86.88
First State Bank	13622	5,494.24
First State Bank	11175	10.21
First State Bank	19163	134.85
First State Bank Nebraska	13868	22.86
First State Bank of DeQueen	21805	23.77
First Virginia Community Bank	58696	11,716.12
Florida Capital Bank N.A.	26323	12.52
Franklin Synergy Bank	58714	14,889.10
Freedom National Bank	57254	154.66
Gateway Bank	8730	21.88
Genesee Regional Bank	26333	19.66
Georgia Banking Company	57071	36,454.75
Gorham Savings Bank	17748	281.58
Grand Ridge National Bank	3674	3,158.65
Great Midwest Bank SSB	29657	3,212.54
Great Western Bank	15289	62,837.39
Hancock Bank	12441	664.86
Hanover Community Bank	58675	16.09
Happy State Bank	10359	59,067.74
Hardin County Bank	20993	52.82
Hardin County Savings Bank	5817	835.35
Hingham Institution for Savings	90211	121.45
Horizon Bank	14327	1,013.98
Horizon Bank National Association	4360	478.40
Hyperion Bank	58371	96.16
International City Bank National Association	25648	13,927.62
Israel Discount Bank of New York	19977	65,979.61
Kennett National Bank	18879	31.02
KeyBank National Association	17534	6,027.86
Landmark Community Bank	34982	156.72
Landmark National Bank	5826	19.98

Depositor Statement

March 1, 2020 - March 31, 2020

Account #: 104791304900

Cooke County

Attn: Patty Brennan
101 S. Dixon Street
Gainesville, TX 76240

Depository Bank	FDIC Cert#	Balance(USD\$)
Lead Bank	8283	159.74
Legends Bank	34936	14.37
Lewis & Clark Bank	58428	125.43
Lone Star Bank	58324	37.79
Luana Savings Bank	253	10,933.38
MainStreet Bank	57742	28,397.49
Manufacturers Bank	18618	1,471.86
McClave State Bank	11261	282.19
Meramec Valley Bank	19200	191.15
Merchants Bank of Indiana	8056	91,151.03
Meridian Bank	57777	6,759.40
MidCoast Community Bank	58498	106.64
Midwest Community Bank	19628	786.80
MutualBank	27744	60.32
NebraskaLand National Bank	34811	128.60
New Buffalo Savings Bank A Federal Savings	31257	342.95
NewBank	58203	3,842.07
Newburyport Five Cents Savings Bank	90251	17.56
NexBank SSB	29209	4,018.88
North Side Bank and Trust Company	9457	47.39
Northern Bank & Trust Company	18266	268.49
Ohio Valley Bank Company	384	574.27
One American Bank	6078	33.20
Open Bank	57944	409.42
Optima Bank & Trust Company	58699	39.71
OptimumBank	35430	14.92
Pacific City Bank	57463	1,943.48
Pacific Coast Bankers Bank	34252	19,890.60
Pacific Enterprise Bank	58415	5,543.80
Pacific Mercantile Bank	34940	159.66
Pacific Premier Bank	32172	5,888.21
Paducah Bank and Trust Company	16664	43.84
Park National Bank	6653	10.52
Peapack-Gladstone Bank	11035	489.91
Peoples Bank	27398	14.14
Peoples Bank	9489	441.19
Peoples Bank	9366	10.10
Peoples United Bank	27334	240.76
Piedmont Bank	58374	12.13
Piermont Bank	59154	33.12
Pinnacle Bank	10634	60.26
Pioneer Bank	19540	68.42
Preferred Bank	33539	21,487.54
PrimeSouth Bank	5694	287.32
PrivateBank and Trust Company	33306	54.70
Progress Bank and Trust	58719	896.25
PromiseOne Bank	58657	379.56
Providence Bank	1643	1,684.26
Provident Bank	12010	274.05

Cooke County

Attn: Patty Brennan
101 S. Dixon Street
Gainesville, TX 76240

Depositor Statement

March 1, 2020 - March 31, 2020

Account #: 104791304900

Depository Bank	FDIC Cert#	Balance(USD\$)
Reading Co-operative Bank	26620	36,981.41
Redstone Bank	58826	40.79
Republic Bank & Trust	27286	53.09
RiverBend Bank	26708	83.40
Riverview Bank	7598	174.44
Riverwind Bank	15035	161.42
Santander Bank, N.A.	29950	11.01
SaviBank	57978	139.91
Savoy Bank	58641	230.30
Schuyler Savings Bank	30072	10.34
Seaside National Bank & Trust	58328	51.06
Security Bank	5424	143.35
Security Bank	4178	11.87
Security Bank and Trust Company	9172	678.14
ServisFirst Bank	57993	4,110.44
Signature Bank	57053	3,306.94
Simmons First National Bank	3890	387.96
SmartBank	58463	4,492.49
Solera National Bank	58534	22.29
South State Bank	13425	84.03
SouthEast Bank	57348	100.66
Southern Bank	28332	26.59
Southside Bank	18297	367.00
St. Henry Bank	9871	191.41
Sterling Bank	57813	62.46
Sterling National Bank	30337	215,501.52
SunTrust Bank	867	11,095.92
Sussex Bank	22221	204.62
TCF National Bank	28330	10,229.81
TD Bank N.A.	18409	251.12
Texas Capital Bank National Association	34383	46.49
Texas Citizens Bank National Association	58319	83.01
Third Coast Bank SSB	58716	16,827.54
Traditional Bank Inc.	2711	32.65
TriState Capital Bank	58457	228,755.66
Trustmark National Bank	4988	422.84
Uinta Bank	1167	616.67
Umpqua Bank	17266	149.77
UniBank	58407	3,349.80
Union Savings and Loan Association	27752	19.81
United Bank	22858	28,470.46
United Community Bank	19459	21.41
Univest Bank and Trust Co.	7759	380.14
Valley National Bank	9396	35,399.06
Valliance Bank	57841	273.12
Washington State Bank	214	39.59
Washington Trust Company of Westerly	23623	24,349.18
Western Alliance Bank	57512	67.33
Woori America Bank	24920	5,209.38

Cooke County

Attn: Patty Brennan
 101 S. Dixon Street
 Gainesville, TX 76240

Depositor Statement

March 1, 2020 - March 31, 2020

Account #: 104791304900

Depository Bank	FDIC Cert#	Balance(USD\$)
Aggregate Net Accrued Interest ³		1,442.39

<i>Total</i>	2,006,284.00
--------------	--------------

Disclosure Information

1 The Federally Insured Cash Account ("FICA®") is not a member of the Federal Deposit Insurance Corporation ("FDIC"), but the banks in which the money is deposited are FDIC members. The FDIC is an independent agency of the U.S. government that protects the funds depositors place in FDIC insured institutions. FDIC deposit insurance is backed by the full faith and credit of the U.S. government.

2 Net Accrued Interest is the estimated amount of the accrued interest earned for the current month less any FICA Fee with respect to such interest. Net Accrued Interest cannot be withdrawn from the account until it is credited to the account. There is no guarantee that the account holder will receive the full amount as stated. Refer to the U.S. Bank Custodial Statement, provided via ficaaccount.com, for further details regarding interest earned and fees charged. Net Accrued Interest is for informational purposes only.

3 Aggregate Net Accrued Interest is the sum of the current month's Net Accrued Interest and any prior period Net Accrued Interest not yet paid.

4 Days In Period ("DIP") is the number of days in the period beginning on, and including the later of, the first day of the month or the business day an initial deposit is received by the FICA Custodian if received on or before 3:00PM EST or the business day immediately following if received after 3:00PM EST, and ending on, and including, the last day of the month. DIP does not include any date on which the balance is zero.

5 Average Daily Balance is the sum of the beginning balance plus any deposits less any withdrawals averaged across number of days in DIP.

6 Net APR This Period is the annualized rate that reflects the relationship between the net interest received plus any Net Accrued Interest and the Average Daily balance for the statement period. Current yield may be lower or higher than what is stated.

7 Available Balance reflects the amount that can be withdrawn as of the date of the statement. This balance is the Ending Balance less the Aggregate Net Accrued Interest amount.

8 The APY (annual percentage yield) is based on an APR (annual percentage rate) for the period indicated as reported by StoneCastle. Current yield may be lower or higher than what is stated due to changes in market or business conditions.

*Interest will not accrue for balances of \$1,000.00 or lower

We encourage you to compare the information provided in our statement with the U.S. Bank custody statement. You may access the U.S. Bank custody statement by calling 1-866-343-5516.

StoneCastle Cash Management, LLC is an SEC Registered Investment Advisor. StoneCastle Cash Management, LLC is an affiliate of StoneCastle Partners, LLC, a leading asset management and financial services company dedicated to investing and serving the community banking sector. Performance data shown represents past performance, and is no guarantee of future results. Rates may change without notice. Please read the Terms and Conditions relating to the FICA® program for more complete information and the governing terms of the account. Review your statement for accuracy. If you have any questions regarding your account, contact a FICA® representative. Registration with the SEC does not imply a particular level of skill or training.

PAGE 1 03/31/20 20:15:33
HOLDINGS BAPN032N
CC1 PROD

FEDERAL RESERVE BANK PLEDGEE

DISTRB PT J1
AS OF CLOSE OF BUSINESS 03-31-2020

PLEDGEE: COOKE COUNTY J7BM INSTITUTION ID: #J7BM
100 S. DIXON
RM. 106

GAINESVILLE TX 76240

HOLDER : 082900432 - SIMMONS PB AR

RESP FRB:H2

ACCOUNT: J7BM - *COOKE COUNTY

CUSIP #

BVF

PAR

BALANCE	BOOK VALUE	
3137FR5D9 FERM 4949CD 09/25/38 09-25-38		0.9882137600
500,000.00	494,106.88	
9127962D0 BILL 04/28/20 04-28-20		1.0000000000
9,210,000.00	9,210,000.00	
		SUBTOTAL:
9,710,000.00	9,704,106.88	
		GRAND TOTAL:
9,710,000.00	9,704,106.88	

PAGE 1 03/31/20 20:08:55
ACTIVITY BAPN032N
03/31/20 CC1 PROD

FEDERAL RESERVE BANK PLEDGEE

DISTRB PT J1
CYCLE DATE 03-31-2020

PLEDGEE: COOKE COUNTY
100 S. DIXON
RM. 106

J7BM INSTITUTION ID: #J7BM

GAINESVILLE TX 76240

HOLDER : 082900432 - SIMMONS PB AR

RESP FRB:H2

ACCOUNT: J7BM - *COOKE COUNTY

CUSIP # TRANSACTION ID

PAR AMOUNT

CLOSING

PAR BAL BVF BOOK VALUE

3132DMBC8 FEPC 03.000 CLSD0035 04-01-47

.00 0.8895045200 .00

0331 QMGBA003 001029

2,850,000.00-

3140X5C68 FNMS 03.000 CLFM1892 01-01-47

.00 0.9454620900 .00

0331 QMGBA003 001028

6,500,000.00-

9127962D0 BILL 04/28/20 04-28-20

9,210,000.00 1.0000000000 9,210,000.00

0331 QMGBA001 000888

6,485,000.00+

0331 QMGBA002 000949

2,725,000.00+



2 April 2020

COOKE COUNTY
0
101 S DIXON ST
GAINESVILLE, TX 76240-4729

COLLATERAL REPORT as of: 31 March 2020

Pledgee Code: COKC

Demand Deposit Balance: \$6,176,754.72

C.D. Balance \$2,004,100.00

Amount in Excess of FDIC Ins: \$7,680,854.72

Required Pledge Amount: \$8,448,940.19

See attached detail report for amount and description of securities pledged to account.

Total Pledged Par Amount: \$9,704,107.00

Total Collateral Market Value*: \$9,733,524.00

Total Other Collateral: \$ 0.00

**Prices were obtained within five (5) days of the date of this report.*

FDIC Insurance is calculated by FDIC rules

- Pricing supplied by various third party sources including INTERACTIVE DATA and BLOOMBERG INFORMATION SERVICES. Certain infrequently traded Municipal Securities may be priced by utilizing a pricing matrix derived from the current Municipal yield curve.*
- Prices provided are indications only, and although derived from sources we believe reliable, they are not considered all-inclusive.*

All securities are held at Raymond James.

Reportfolio

Simmons First National Bank, Pine Bluff, AR

Published: 4/1/2020 2:26:28 PM

Management Report
Pledged To: COOKE COUNTY

Date: 31-Mar-20
Section V-C Page: 154

Safekkeeping

Code	Cusip	Description	Pool	Moody	Original Face	Pledged	Pledged	Book Value	Pledged
Location	Trans#	Maturity	Coupon	Std/Poor	Pledged Percent	Original Face Value	Par Value	Value	Market Value
FRSL	9127962D0	U.S. Treasury Bill	0.000		\$225,000,000.00	\$6,485,000.00	\$6,485,000.00	\$6,485,488.40	\$6,484,830.09
	548002202003311	4/28/2020			2.88%				
FEDERAL RESERVE BANK, ST. AFS									
FRSL	9127962D0	U.S. Treasury Bill	0.000		\$225,000,000.00	\$2,725,000.00	\$2,725,000.00	\$2,725,204.39	\$2,724,928.60
	548002202003311	4/28/2020			1.21%				
FEDERAL RESERVE BANK, ST. AFS									
2 US Treasury Bills									
FRSL	3137FR5D9	FHR 4949 CD	3.000		\$20,000,000.00	\$500,000.00	\$494,106.88	\$507,288.53	\$523,765.15
	541265202001310	9/25/2038			2.50%				
FEDERAL RESERVE BANK, ST. AFS									
1 CMOs - Fixed Rate									
Total Pledged 3 To COK COOKE COUNTY									
		\$0.00			Munis with Maturity Under 2 Years	\$9,210,000.00	Other securities with Stated Maturity Under 2 Years	\$9,717,979.31	\$9,733,523.85
		\$0.00			Munis with Maturity Over 2 Years	\$494,106.88	Other securities with Stated Maturity Over 2 Years	\$507,288.53	\$523,765.15

** If no data is shown, then there are no pledges for the current period.

COMBINED STATEMENT OF CASH POSITION FOR MARCH

FUND NAME	CHECKING ACCOUNT	CHECKING AMOUNT	TD0A ACCOUNT	TD0A AMOUNT	FUND TOTAL
2020 001 GENERAL	TREAS FUND	2,042,173.69	TEXPOOL LOGIC TEXSTAR STONE CERT DEPOS	7,296,995.14 4,269,532.73 7,578,933.31 2,006,284.00 1,750,000.00	24,943,918.87
2020 011 ROAD & BRIDGE 1	TREAS FUND	452,677.69	TEXPOOL LOGIC TEXSTAR STONE	700,289.15 495,526.79 654,325.57	2,302,819.20
2020 012 ROAD & BRIDGE 2	TREAS FUND	417,933.84	TEXPOOL LOGIC TEXSTAR	364,996.22 237,355.52 314,458.56	1,334,944.14
2020 013 ROAD & BRIDGE 3	TREAS FUND	337,963.34	TEXPOOL LOGIC TEXSTAR	495,710.22 365,983.23 426,138.09	1,625,794.88
2020 014 ROAD & BRIDGE 4	TREAS FUND	375,459.08	TEXPOOL LOGIC TEXSTAR	695,442.28 492,578.35 695,421.73	2,258,901.44
2020 018 CERTZ TIF	TREAS FUND		TEXPOOL LOGIC		
2020 019 FM & LATERAL	TREAS FUND	24,595.48	TEXPOOL LOGIC TEXSTAR	377,176.89 105,769.63 385,029.95	892,571.95
2020 020 TUPC	TREAS FUND	28,376.98	TEXPOOL LOGIC TEXSTAR	13,128.63	41,505.61
2020 021 JUVENILE PROB-ISP	TREAS FUND	7,442.59	TEXPOOL LOGIC TEXSTAR	5,075.72	12,518.31
2020 022 JUVENILE PROBATION	TREAS FUND	16,826.99	TEXPOOL		16,826.99
2020 023 JUVENILE PROB. IV-E	TREAS FUND	100.63	TEXPOOL LOGIC TEXSTAR		100.63
2020 024 JUVENILE DELINQUENCY PREVENTN	TREAS FUND	1,924.37	TEXPOOL LOGIC TEXSTAR		1,924.37
2020 028 ADULT PROBATION	TREAS FUND	26,565.03	TEXPOOL LOGIC TEXSTAR	253,556.49 158,473.85 228,830.42	667,425.79
2020 029 COMMUNITY CORRECTIONS	TREAS FUND	9,680.14	TEXPOOL LOGIC		9,680.14
2020 031 CONTRACT ELECTIONS	TREAS FUND	8,724.66	TEXPOOL		8,724.66

COMBINED STATEMENT OF CASH POSITION FOR MARCH

FUND NAME	CHECKING ACCOUNT	CHECKING AMOUNT	TDOA ACCOUNT	TDOA AMOUNT	FUND TOTAL
2020 032 DISTRICT CLERK PRESERVATION	TREAS FUND	244,97-	TEXPOOL LOGIC	10,602.40	10,357.43
2020 033 COUNTY/DISTRICT TECHNOLOGY	FTREAS FUND	7,776.79	TEXPOOL LOGIC	1,607.25	9,384.04
2020 034 COURT REPORTER	TREAS FUND	15,577.25	TEXPOOL LOGIC	19,416.00	34,993.25
2020 035 PERMANENT IMPROVEMENT	TREAS FUND	129,807.06	TEXPOOL LOGIC	1,455,202.67	3,635,972.77
			LOGIC	580,799.77	
			TEXTAR	1,470,163.27	
2020 037 LAW ENFORCEMENT ED	TREAS FUND	10,475.74	TEXPOOL LOGIC	10,600.18	21,075.92
2020 038 JP TECH	TREAS FUND	25,301.68	TEXPOOL LOGIC	27,842.24	53,143.92
2020 040 LAW LIBRARY	TREAS FUND	30,059.94	TEXPOOL LOGIC	116,910.66	173,322.57
			TEXTAR	26,351.97	
2020 041 CC LIBRARY FUND	TREAS FUND	16,472.63	TEXPOOL LOGIC	28,628.99	76,560.90
			TEXTAR	31,459.28	
2020 042 CC HISTORICAL COMM.	TREAS FUND	3,572.61	TEXPOOL LOGIC	5,321.47	3,572.61
2020 043 JP COURTHOUSE SECURITY	TREAS FUND	12,942.92	TEXPOOL LOGIC	10,553.59	28,817.98
2020 044 COURTHOUSE SECURITY	TREAS FUND	28,078.95	TEXPOOL LOGIC	102,941.96	267,075.78
			TEXTAR	52,884.79	
			TEXTAR	83,170.08	
2020 045 FLOOD DAMAGE	TREAS FUND		TEXPOOL LOGIC		
2020 046 CHAPTER 19	TREAS FUND	389.68-	TEXPOOL LOGIC		389.68-
2020 047 CC RECORDS MANAGEMENT	TREAS FUND	2,330.75	TEXPOOL LOGIC		2,330.75
2020 048 COUNTY RECORDS MANAGEMENT	TREAS FUND	10,440.75	TEXPOOL LOGIC	19,794.10	102,482.19
			TEXTAR	55,683.45	
			TEXTAR	16,563.89	

DATE	FUND NAME	CHECKING ACCOUNT	CHECKING AMOUNT	TDOA ACCOUNT	TDOA AMOUNT	FUND TOTAL
2020 049	CC RECORDS PRESERVATION	TREAS FUND	10,007.77-	TEXPOOL LOGIC TEXSTAR	906.13	8,333.63-
2020 050	DIST CLERK RECORDS MANAGEMENT	TREAS FUND	18,445.41	TEXPOOL LOGIC TEXSTAR	15,906.91	34,352.32
2020 051	DISTRICT CLERK ARCHIVE	TREAS FUND	20,399.09	TEXPOOL LOGIC TEXSTAR	4,241.42	24,640.51
2020 052	COUNTY CLERK ARCHIVE FEE	TREAS FUND	37,346.32	TEXPOOL LOGIC TEXSTAR	57,720.51	163,096.69
2020 053	CA CHECK COLLECTING	TREAS FUND	1,066.41	TEXPOOL LOGIC TEXSTAR	1,208.39	2,274.80
2020 054	DA CHECK COLLECTING	TREAS FUND	150.34	TEXPOOL	150.34	150.34
2020 055	CO ATTY FORFEITURE	TREAS FUND	6,904.80	TEXPOOL LOGIC TEXSTAR	31,854.77	91,314.69
2020 056	DISTRICT ATTY FORFEITURE	TREAS FUND	123,412.11	TEXPOOL LOGIC TEXSTAR	26,351.97	123,412.11
2020 057	D A SEIZURE FUND	TREAS FUND	12,696.52	TEXPOOL LOGIC TEXSTAR	105,518.88	246,412.12
2020 058	SHERIFF FORFEITURE	TREAS FUND	26,736.71	TEXPOOL LOGIC TEXSTAR	26,351.97	160,563.41
2020 059	JAIL COMMISSARY	TREAS FUND	156,153.10	TEXPOOL LOGIC TEXSTAR	51,198.55	518,132.73
2020 061	GO REFUNDING DEBT SERVITREAS	TREAS FUND	124,197.96	TEXPOOL LOGIC TEXSTAR	47,006.91	159,230.99
2020 088	STATE FEES	TREAS FUND	843.35	CERT DEPOS	15,000.00	15,843.35
2020 090	OFFICER'S TRUST	TREAS FUND	141.03	CERT DEPOS	19,000.00	19,141.03
2020 091	LIBRARY TRUST - LIDDELL	TREAS FUND	463.34	TEXPOOL	463.34	463.34
2020 092	LIBRARY TRUST - ROSENSTEIN	TREAS FUND				
2020 098	PAYROLL CLEARING	TREAS FUND				
2020 100	CHILD ABUSE PREVENTION FUND	TREAS FUND				

COMBINED STATEMENT OF CASH POSITION FOR MARCH

FUND NAME	CHECKING ACCOUNT	CHECKING AMOUNT	TDOA ACCOUNT	TDOA AMOUNT	FUND TOTAL
2020 101 PRETRIAL DIVERSION	TREAS FUND	13,720.03	TEXPOOL LOGIC	189,066.79	13,720.03
2020 102 HOTEL OCCUPANCY TAX FUND	TREAS FUND	38,042.46	TEXSTAR	123,488.21	350,597.46
TOTAL		4,613,358.14		35,838,011.56	40,451,369.70

CHECK ACCOUNT

ACCOUNT BALANCE - TREAS FUND 4,613,358.14

TOTAL 4,613,358.14

TD0A ACCOUNT

ACCOUNT BALANCE - TEXPOOL	12,565,114.18
ACCOUNT BALANCE - LOGIC	7,179,477.99
ACCOUNT BALANCE - TEXSTAR	12,303,135.39
ACCOUNT BALANCE - STONE	2,006,284.00
ACCOUNT BALANCE - CERT DEPOS	1,784,000.00

TOTAL 35,838,011.56

ACCOUNT NAME	BEGINNING CASH BALANCE	CASH RECEIPTS	CASH DISBURSEMENTS	ENDING CASH BALANCE
2020 001 GENERAL	2,991,363.64	854,448.15	1,803,638.10-	2,042,173.69
CASH - GENERAL FUND	4,802.66	.00	.00	4,802.66
CASH ON HAND	7,290,782.10	6,213.04	.00	7,296,995.14
CASH INVESTED - TEXPOOL	4,264,368.34	5,164.39	.00	4,269,532.73
CASH INVESTED - LOGIC	7,572,778.63	6,154.68	.00	7,578,933.31
CASH INVESTED - TEXSTAR	2,004,841.61	1,442.39	.00	2,006,284.00
CASH INVESTED - STONE CASTLE	.00	.00	.00	.00
T-BILLS - INVESTMENTS	1,750,000.00	.00	.00	1,750,000.00
CASH INVESTMENT-CD	25,878,936.98	873,422.65	1,803,638.10-	24,948,721.53
FUND TOTALS				
2020 011 ROAD & BRIDGE 1	528,401.57	42,444.77	118,168.65-	452,677.69
CASH - ROAD & BRIDGE # 1	699,692.86	596.29	.00	700,289.15
CASH INVESTED - TEXPOOL	494,927.39	599.48	.00	495,526.79
CASH INVESTED - LOGIC	653,794.23	531.34	.00	654,325.57
CASH INVESTED - TEXSTAR	.00	.00	.00	.00
STONE CASTLE	.00	.00	.00	.00
T-BILL INVESTMENTS	2,376,816.05	44,171.80	118,168.65-	2,302,819.20
FUND TOTALS				
2020 012 ROAD & BRIDGE 2	495,819.55	42,781.61	120,067.32-	417,933.84
CASH - ROAD & BRIDGE # 2	364,685.42	310.80	.00	364,996.22
CASH INVESTED - TEXPOOL	237,268.20	287.32	.00	237,555.52
CASH INVESTED - LOGIC	314,203.20	255.36	.00	314,458.56
CASH INVESTED - TEXSTAR	.00	.00	.00	.00
T-BILL INVESTMENTS	1,411,376.37	43,635.09	120,067.32-	1,334,944.14
FUND TOTALS				
2020 013 ROAD & BRIDGE 3	491,169.10	42,370.99	195,576.75-	337,963.34
CASH - ROAD & BRIDGE # 3	495,288.12	422.10	.00	495,710.22
CASH INVESTED - TEXPOOL	365,540.53	442.70	.00	365,983.23
CASH INVESTED - LOGIC	425,792.02	346.07	.00	426,138.09
CASH INVESTED - TEXSTAR	.00	.00	.00	.00
T-BILL INVESTMENTS	1,777,789.77	43,581.66	195,576.75-	1,625,794.88
FUND TOTALS				
2020 014 ROAD & BRIDGE 4	449,652.50	42,427.02	116,620.44-	375,459.08
CASH - ROAD & BRIDGE # 4	694,850.16	592.12	.00	695,442.28
CASH INVESTED - TEXPOOL	491,982.52	595.83	.00	492,578.35
CASH INVESTED - LOGIC	694,856.99	564.74	.00	695,421.73
CASH INVESTED - TEXSTAR	.00	.00	.00	.00
T-BILL INVESTMENTS	2,331,342.17	44,179.71	116,620.44-	2,258,901.44
FUND TOTALS				
2020 018 CERTZ TIF	.00	.09	.00	.09
CASH - CERTZ TIF	.00	.00	.00	.00
CASH INVESTED	.00	.00	.00	.00
CASH INVESTED - LOGIC	.00	.00	.00	.00
T-BILL INVESTMENT	.00	.00	.00	.00
FUND TOTALS				
2020 019 FM & LATERAL	24,491.64	133.00	29.16-	24,595.48
CASH - F M & LATERAL	376,855.72	321.17	.00	377,176.89
CASH INVESTED	105,641.69	127.94	.00	105,769.63
CASH INVESTED - LOGIC	384,717.28	312.67	.00	385,029.95
CASH INVESTED - TEXSTAR				

ACCOUNT NAME	BEGINNING CASH BALANCE	CASH RECEIPTS	CASH DISBURSEMENTS	ENDING CASH BALANCE
2020 020 TTPC				
CASH - T J P. C.	39,732.61	26,589.67	37,945.30	28,376.98
CASH INVESTED	13,117.48	11.15	.00	13,128.63
CASH INVESTED - LOGIC	.00	.00	.00	.00
CASH INVESTED - TEXSTAR	.00	.00	.00	.00
FUND TOTALS	52,850.09	26,600.82	37,945.30	41,505.61
2020 021 JUVENILE PROB-ISP				
CASH - JUVENILE PROBATION	7,437.25	9.81	4.47	7,442.59
INVESTMENTS	5,071.38	4.34	.00	5,075.72
CASH INVESTED - LOGIC	.00	.00	.00	.00
CASH INVESTED - TEXSTAR	.00	.00	.00	.00
FUND TOTALS	12,508.63	14.15	4.47	12,518.31
2020 022 JUVENILE PROBATION				
CASH - JUV. PROB. DIV	16,579.94	256.84	9.79	16,826.99
INVESTMENTS	.00	.00	.00	.00
FUND TOTALS	16,579.94	256.84	9.79	16,826.99
2020 023 JUVENILE PROB. IV-E				
CASH - IV-E	100.57	.11	.05	100.63
CASH INVESTED	.00	.00	.00	.00
CASH INVESTED - LOGIC	.00	.00	.00	.00
CASH INVESTED - TEXSTAR	.00	.00	.00	.00
FUND TOTALS	100.57	.11	.05	100.63
2020 024 JUVENILE DELINQUENCY PREVENTN				
CASH - JUVENILE DELINQUENCY PR	.00	1,924.37	.00	1,924.37
INVESTMENTS	.00	.00	.00	.00
CASH INVESTED - LOGIC	.00	.00	.00	.00
CASH INVESTED - TEXSTAR	.00	.00	.00	.00
FUND TOTALS	.00	1,924.37	.00	1,924.37
2020 028 ADULT PROBATION				
CASH - ADULT PROBATION	14,589.12	62,811.19	50,835.28	26,565.03
CASH ON HAND	75.00	.00	.00	75.00
CASH INVESTED - TEXPOOL	253,340.60	215.89	.00	253,556.49
CASH INVESTED - LOGIC	158,282.16	191.69	.00	158,473.85
CASH INVESTED - TEXSTAR	228,644.60	185.82	.00	228,830.42
FUND TOTALS	654,931.48	63,404.59	50,835.28	667,500.79
2020 029 COMMUNITY CORRECTIONS				
CASH - COMMUNITY CORRECTI	859.54	15,724.00	5,184.32	9,680.14
INVESTMENTS	.00	.00	.00	.00
CASH INVESTED - LOGIC	.00	.00	.00	.00
FUND TOTALS	859.54	15,724.00	5,184.32	9,680.14
2020 031 CONTRACT ELECTIONS				
CASH - CONTRACT ELECTIONS	8,718.40	11.50	5.24	8,724.66
CASH INVESTED - TEXPOOL	.00	.00	.00	.00
CASH INVESTED - LOGIC	.00	.00	.00	.00
FUND TOTALS	8,718.40	11.50	5.24	8,724.66
2020 032 DISTRICT CLERK PRESERVATION				
CASH - DISTRICT CLERK PRESVANT	713.45	424.94	1,383.36	244.97

ACCOUNT NAME	BEGINNING CASH BALANCE	CASH RECEIPTS	CASH DISBURSEMENTS	ENDING CASH BALANCE
INVESTMENTS	10,593.37	9.03	.00	10,602.40
CASH INVESTED - LOGIC	.00	.00	.00	.00
CASH INVESTED - TEXSTAR	.00	.00	.00	.00
FUND TOTALS	11,306.82	433.97	1,383.38	10,357.43

2020 033 COUNTY/DISTRICT TECHNOLOGY FUN

CASH - COUNTY/DISTRICT TECH INVESTMENTS	7,426.19	354.99	4.39	7,776.79
CASH INVESTED - LOGIC	1,605.85	1.39	.00	1,607.25
CASH INVESTED - TEXSTAR	.00	.00	.00	.00
FUND TOTALS	9,032.05	356.38	4.39	9,384.04

2020 034 COURT REPORTER

CASH - COURT REPORTER FUND INVESTMENTS	14,731.62	854.12	8.49	15,577.25
CASH INVESTED - LOGIC	19,399.45	16.55	.00	19,416.00
CASH INVESTED - TEXSTAR	.00	.00	.00	.00
FUND TOTALS	34,131.07	870.67	8.49	34,993.25

2020 035 PERMANENT IMPROVEMENT

CASH - PERMANENT IMPROVEM INVESTMENTS	116,533.71	13,315.38	42.03	129,807.06
CASH INVESTED - TEXPOOL	1,453,963.62	1,239.05	.00	1,455,202.67
CASH INVESTED - LOGIC	580,097.26	702.51	.00	580,799.77
CASH INVESTED - TEXSTAR	1,468,969.39	1,193.88	.00	1,470,163.27
STONE CASTLE	.00	.00	.00	.00
T-BILL INVESTMENTS	.00	.00	.00	.00
FUND TOTALS	3,619,563.98	16,450.82	42.03	3,635,972.77

2020 037 LAW ENFORCEMENT ED

CASH - LAW ENFORCEMENT ED INVESTMENTS	10,643.20	9.52	176.98	10,475.74
CASH INVESTED - LOGIC	10,591.15	9.03	.00	10,600.18
CASH INVESTED - TEXSTAR	.00	.00	.00	.00
FUND TOTALS	21,234.35	18.55	176.98	21,075.92

2020 038 JP TECH

CASH - J P TECH FUND INVESTMENTS	23,325.41	2,163.61	187.34	25,301.68
CASH INVESTED - LOGIC	27,818.52	23.72	.00	27,842.24
CASH INVESTED - TEXSTAR	.00	.00	.00	.00
FUND TOTALS	51,143.93	2,187.33	187.34	53,143.92

2020 040 LAW LIBRARY

CASH - LAW LIBRARY	29,211.56	1,348.26	499.88	30,059.94
CASH INVESTED - LOGIC	116,811.12	99.54	.00	116,910.66
CASH INVESTED - TEXSTAR	26,320.08	31.89	.00	26,351.97
FUND TOTALS	172,342.76	1,479.69	499.88	173,322.57

2020 041 CC LIBRARY FUND

CASH - COOKE COUNTY LIBRA	18,523.90	984.17	3,035.44	16,472.63
CASH INVESTED - LOGIC	28,604.63	24.36	.00	28,628.99
CASH INVESTED - TEXSTAR	31,433.74	25.54	.00	31,459.28
T-BILL INVESTMENTS	.00	.00	.00	.00
FUND TOTALS	78,562.27	1,034.07	3,035.44	76,560.90

2020 042 CC HISTORICAL COMM.

CASH - COOKE CO. HISTORIC	3,570.05	4.70	2.14	3,572.61
---------------------------	----------	------	------	----------

ACCOUNT NAME	BEGINNING CASH BALANCE	CASH RECEIPTS	CASH DISBURSEMENTS	ENDING CASH BALANCE
--------------	------------------------	---------------	--------------------	---------------------

2020 043 JP COURTHOUSE SECURITY	10,934.92	2,014.43	6.43	12,942.92
CASH - JP COURTHOUSE SECURITY	5,316.95	4.52	.00	5,321.47
CASH INVESTED - LOGIC	.00	.00	.00	.00
CASH INVESTED - TEXSTAR	10,545.04	8.55	.00	10,553.59
FUND TOTALS	26,796.91	2,027.50	6.43	28,817.98

2020 044 COURTHOUSE SECURITY	25,809.64	2,284.04	14.73	28,078.95
CASH - COURTHOUSE SECURITY	102,854.31	87.65	.00	102,941.96
CASH INVESTED - LOGIC	52,820.82	63.97	.00	52,884.79
CASH INVESTED - TEXSTAR	83,102.53	67.55	.00	83,170.08
FUND TOTALS	264,587.30	2,503.21	14.73	267,075.78

2020 045 FLOOD DAMAGE	.00	.00	.00	.00
CASH - FLOOD DAMAGE	.00	.00	.00	.00
CASH INVESTED - LOGIC	.00	.00	.00	.00
CASH INVESTED - TEXSTAR	.00	.00	.00	.00
FUND TOTALS	.00	.00	.00	.00

2020 046 CHAPTER 19	730.64	729.04	388.08	39.68
CASH - CHAPTER 19	.00	.00	.00	.00
INVESTMENTS	730.64	729.04	388.08	39.68
FUND TOTALS	730.64	729.04	388.08	39.68

2020 047 CC RECORDS MANAGEMENT	2,307.24	24.88	1.37	2,330.75
CASH - CC RECORDS MANAGEMENT	.00	.00	.00	.00
INVESTMENTS - TEXPOOL	2,307.24	24.88	1.37	2,330.75
FUND TOTALS	2,307.24	24.88	1.37	2,330.75

2020 048 COUNTY RECORDS MANAGEMENT	12,809.79	2,365.02	4,734.06	10,440.75
CASH - RECORDS MANAGEMENT	19,777.25	16.85	.00	19,794.10
CASH INVESTED - TEXPOOL	55,616.10	67.35	.00	55,683.45
CASH INVESTED - LOGIC	16,550.44	13.85	.00	16,564.29
CASH INVESTED - TEXSTAR	104,753.58	2,462.67	4,734.06	102,482.19
FUND TOTALS	194,447.16	2,526.74	4,734.06	192,239.84

2020 049 CC RECORDS PRESERVATION	18,539.77	8,532.00	.00	10,007.77
CASH - RECORDS PRESERVATION	905.39	.74	.00	906.13
CASH INVESTED - TEXPOOL	.00	.00	.00	.00
CASH INVESTED - LOGIC	767.39	.62	.00	768.01
CASH INVESTED - TEXSTAR	16,866.99	8,533.36	.00	8,333.63
FUND TOTALS	18,539.77	8,533.72	.00	10,007.77

2020 050 DIST CLERK RECORDS MANAGEMENT	18,115.89	340.24	10.72	18,445.41
CASH - D C RECORDS MANAGEMENT	15,893.35	13.56	.00	15,906.91
CASH INVESTED - LOGIC	.00	.00	.00	.00
CASH INVESTED - TEXSTAR	.00	.00	.00	.00
FUND TOTALS	34,009.24	353.80	10.72	34,352.32

2020 051 DISTRICT CLERK ARCHIVE	20,049.55	361.46	11.92	20,399.09
DISTRICT CLERK ARCHIVE	4,237.80	3.62	.00	4,241.42
INVESTMENTS	.00	.00	.00	.00
CASH INVESTED - LOGIC	.00	.00	.00	.00

ACCOUNT NAME	BEGINNING CASH BALANCE	CASH RECEIPTS	CASH DISBURSEMENTS	ENDING CASH BALANCE
2020 052 COUNTY CLERK ARCHIVE FEE	24,287.35	365.98	11.92	24,640.51
CASH - RECORDS ARCHIVE INVESTMENTS	36,029.56	7,953.52	6,636.75	37,346.32
CASH INVESTED - LOGIC	57,671.39	49.12	.00	57,720.51
CASH INVESTED - TEXSTAR	26,320.08	31.89	.00	26,351.97
FUND TOTALS	41,644.05	33.84	.00	41,677.89
2020 053 CA CHECK COLLECTING	161,665.08	8,068.37	6,636.75	163,096.69
CASH - CHECK COLLECTING & INVESTMENTS	985.65	1,610.00	1,529.24	1,066.41
CASH INVESTED - LOGIC	2,706.39	2.00	1,500.00	1,208.39
CASH INVESTED - TEXSTAR	.00	.00	.00	.00
FUND TOTALS	3,692.04	1,612.00	3,029.24	2,274.80
2020 054 DA CHECK COLLECTING	150.34	.00	.00	150.34
CASH - DA CHECK COLLECTING	150.34	.00	.00	150.34
FUND TOTALS	150.34	.00	.00	150.34
2020 055 CO ATTY FORFEITURE	.00	.00	.00	.00
FUND TOTALS	.00	.00	.00	.00
2020 056 DISTRICT ATTY FORFEITURE	6,899.84	9.02	4.06	6,904.80
CASH - D.A. FORFEITURE FUND	31,827.65	27.12	.00	31,854.77
CASH INVESTED - TEXPOOL	26,320.08	31.89	.00	26,351.97
CASH INVESTED - LOGIC	26,181.87	21.28	.00	26,203.15
CASH INVESTED - TEXSTAR	91,229.44	29.31	4.06	91,314.69
FUND TOTALS	100,294.26	23,117.85	.00	123,412.11
2020 057 D A SEIZURE FUND	100,294.26	.00	.00	100,294.26
CASH - SEIZURE-LAW INVESTMENTS	100,294.26	.00	.00	100,294.26
FUND TOTALS	100,294.26	23,117.85	.00	123,412.11
2020 058 SHERIFF FORFEITURE	12,687.40	19.56	10.44	12,696.52
CASH - SHERIFF FORFEITURE INVESTMENTS	105,429.04	89.84	.00	105,518.88
CASH INVESTED - LOGIC	26,320.08	31.89	.00	26,351.97
CASH INVESTED - TEXSTAR	101,762.04	82.71	.00	101,844.75
FUND TOTALS	246,198.56	224.00	10.44	246,412.12
2020 059 JAIL COMMISSARY	23,151.38	4,138.81	553.48	26,736.71
CASH - JAIL COMMISSARY	82,557.76	70.39	.00	82,628.15
CASH INVESTED - TEXPOOL	51,156.96	41.89	.00	51,198.85
CASH INVESTED - LOGIC	156,866.10	4,250.79	553.48	160,563.41
CASH INVESTED - TEXSTAR	139,181.58	16,971.52	.00	156,153.10
FUND TOTALS	55,643.30	47.42	.00	55,690.72
2020 061 2004 GO REFUNDING DEBT SERVICE	258,968.38	313.62	.00	259,282.00
CASH - 2004 GO REFUNDING D/S	46,968.73	38.18	.00	47,006.91
CASH INVESTED - LOGIC	.00	.00	.00	.00
CASH INVESTED - TEXSTAR	.00	.00	.00	.00
T-BILL INVESTMENTS	.00	.00	.00	.00

ACCOUNT NAME	BEGINNING CASH BALANCE	CASH RECEIPTS	CASH DISBURSEMENTS	ENDING CASH BALANCE
2020 088 STATE FEES				
CASH - STATE FEES	71,704.85	52,522.37	29,26-.00	124,197.96
CASH INVESTED	19,116.52	16.33	.00	19,132.85
CASH INVESTED - LOGIC	.00	.00	.00	.00
CASH INVESTED - TEXSTAR	15,887.25	12.93	.00	15,900.18
FUND TOTALS	106,708.62	52,551.63	29.26-	159,230.99
2020 090 OFFICER'S TRUST				
CASH-OFFICERS TRUST	.00	.00	.00	.00
CASH INVESTED	.00	.00	.00	.00
CASH INVESTED - LOGIC	.00	.00	.00	.00
FUND TOTALS	.00	.00	.00	.00
2020 091 LIBRARY TRUST - LIDDELL				
CASH-LIBRARY TRUST/LIDDELL	1,083.24	1.26	241.15-	843.35
CD INVESTMENT	15,000.00	.00	.00	15,000.00
FUND TOTALS	16,083.24	1.26	241.15-	15,843.35
2020 092 LIBRARY TRUST - ROSENSTEIN				
CASH-LIBRARY TRUST/ROSENSTEIN	473.96	50.04	382.97-	141.03
CD INVESTMENT	19,000.00	.00	.00	19,000.00
FUND TOTALS	19,473.96	50.04	382.97-	19,141.03
2020 098 PAYROLL CLEARING				
CASH - PAYROLL CLEARING	.00	1,148,968.45	1,148,968.45-	.00
INVESTMENTS	.00	.00	.00	.00
FUND TOTALS	.00	1,148,968.45	1,148,968.45-	.00
2020 100 CHILD ABUSE PREVENTION FUND				
CASH-CHILD ABUSE PREVENTION	461.79	1.82	.27-	463.34
CASH INVESTED	.00	1.00	.00	.00
FUND TOTALS	461.79	1.82	.27-	463.34
2020 101 PRETRIAL DIVERSION				
CASH-PRETRIAL DIVERSION	13,720.03	.00	.00	13,720.03
CASH INVESTED	.00	.00	.00	.00
CASH INVESTED - LOGIC	.00	.00	.00	.00
FUND TOTALS	13,720.03	.00	.00	13,720.03
2020 102 HOTEL OCCUPANCY TAX FUND				
CASH - HOTEL OCCUPANCY TAX	25,140.33	12,919.07	16.94-	38,042.46
CASH INVESTED - TEXPOOL	188,905.85	160.94	.00	189,066.79
CASH INVESTED - LOGIC	.00	100.28	.00	100.28
CASH INVESTED - TEXSTAR	123,387.93	13,180.29	16.94-	123,488.21
FUND TOTALS	337,434.11	13,180.29	16.94-	350,597.46
GRAND TOTALS	41,607,568.07	2,467,144.54	3,618,465.25-	40,456,247.36