



**MONTHLY REPORT**

**JUNE 2020**


**PATTY BRENNAN**


**COOKE COUNTY TREASURER**


FINANCIAL REPORTS


June 2020


In accordance with Local Government Code 114.026, this affidavit states the current cash and reports in the custody of the county treasurer as of this date of June 30, 2020.


  
\_\_\_\_\_  
Jason Brinkley,  
Cooke County Judge


  
\_\_\_\_\_  
Pam Harrison,  
Cooke County Clerk

  
\_\_\_\_\_  
Gary Hollowell,  
Commissioner Pct. #1

  
\_\_\_\_\_  
Jason Snuggs,  
Commissioner Pct. #2

  
\_\_\_\_\_  
John Klement,  
Commission Pct. #3

  
\_\_\_\_\_  
Leon Klement,  
Commissioner Pct. #4

FILED FOR RECORD  
20 JUL 13 AM 11:29  
COUNTY CLERK  
COOKE COUNTY, TEXAS  
BY  DEPUTY

AFFIDAVIT

STATE OF TEXAS

COUNTY OF COOKE

The members of the Commissioners' Court of Cooke County, Texas, state as follows:

The requirement of Subsection (C) of the Texas Local Government Code, §114.026 have been met for the term of June 2020. The amount of cash and other assets in the custody of the County Treasurer at the time of examination are:

Cash (includes on hand, money market accounts, and short term investments) \$ 37,714.056.55

Other Assets (long term investments) \$ 0.00

Sworn to and subscribed this 13 day of July

  
\_\_\_\_\_  
Jason Brinkley, Cooke County Judge

  
\_\_\_\_\_  
Gary Hollowell, Commissioner, Pct 1


  
\_\_\_\_\_  
Jason Shuggs, Commissioner, Pct 2

  
\_\_\_\_\_  
John Klement, Commissioner, Pct 3

  
\_\_\_\_\_  
Leon Klement, Commissioner, Pct 4

ATTEST:

  
\_\_\_\_\_  
Pam Harrison, County Clerk

FILED FOR RECORD  
20 JUL 13 AM 11:29  
COUNTY OF COOKE TEXAS  
BY:  COUNTY

PRIOR MONTH ENDING BANK STATEMENT BALANCE \$6,538,868.20 203  
 CLEARED DEPOSITS \$1,314,405.82 5  
 CLEARED ADDITIONS \$92,394.46 425  
 CLEARED CHECKS \$2,213,937.39- 3  
 CLEARED DEDUCTIONS \$7,252.19-

CURRENT MONTH ENDING BANK STATEMENT BALANCE \$5,724,478.90

CURRENT MONTH ENDING BANK STATEMENT BALANCE \$5,724,478.90 1  
 OUTSTANDING DEPOSITS \$39,874.83  
 OUTSTANDING ADDITIONS \$ .00  
 OUTSTANDING CHECKS \$357,559.00- 556  
 OUTSTANDING DEDUCTIONS \$ .00

RECONCILED BOOK BALANCE \$5,406,794.73  
 ENDING STATEMENT DATE 06/30/2020 CLERK: PB

C.D. INVESTMENTS

-----

LANDMARK BANK

JUNE 2020

<u>C.D.#</u>	<u>PURCHASE DATE</u>	<u>AMOUNT</u>	<u>MAT. DATE</u>
Library Liddell 7830	Jan 17, 2019	7,500.00	Jan 17, 2021
Library Liddell 7822	Jan 17, 2019	7,500.00	Jan 17, 2021
Library Rosenstein 5099	Sept 12, 2017	11,000.00	Dec 12, 2020
Library Rosenstein 5198	Dec 16, 2017	8,000.00	Mar 16, 2021

INT. EARNED MONTHLY:

2-Liddell CD's @ 1.90%  
2-Rosenstein CD's @ 1.05%

Interest is deposited into the Treasurer's Fund. The 2 Gen CDs' interest is deposited monthly, and the 4 Library's CDs' interest is deposited quarterly.

PROSPERITY BANK

GEN/14401708                      Sept 17, 2019                      250,000.00                      Sept 17, 2021

INT. EARNED MONTHLY:

Gen CD @ 1.85%

Interest accrues monthly and is deposited monthly with depository bank into the Treasurer's Fund.

C.D. INVESTMENTS

-----

THE FIRST STATE BANK

JUNE 2020

<u>C.D.#</u>	<u>PURCHASE DATE</u>	<u>AMOUNT</u>	<u>MAT. DATE</u>
GEN/71445	Sept 17, 2019	250,000.00	Dec 17, 2020

INT. EARNED MONTHLY:

Gen CD @ 1.50%

Interest accrues monthly and is deposited monthly with depository bank into the Treasurer's Fund.

MUENSTER STATE BANK

GEN/2254	Sept 17, 2017	250,000.00	Sept 17, 2021
----------	---------------	------------	---------------

INT. EARNED MONTHLY:

Gen CD @ 1.35%

Interest accrues monthly and is deposited monthly with depository bank into the Treasurer's Fund.

**INVESTMENTS-TEXPOOL**  
**PATTY BRENNAN, COOKE COUNTY TREASURER**  
**JUNE 2020**

ACCT NAME	BALANCE FORWARD	DEPOSITS	WITH-DRAWALS	CURRENT INTEREST	ENDING BALANCE
GENERAL	\$ 6,301,091.06	\$ -	\$ -	\$ 1,120.98	\$ 6,302,212.04
R & B -1	\$ 550,690.61	\$ -	\$ -	\$ 97.98	\$ 550,788.59
R & B -2	\$ 365,215.99	\$ -	\$ -	\$ 65.00	\$ 365,280.99
R & B -3	\$ 496,008.76	\$ -	\$ -	\$ 88.25	\$ 496,097.01
R & B -4	\$ 695,861.05	\$ -	\$ -	\$ 123.79	\$ 695,984.84
FM & L	\$ 327,389.09	\$ -	\$ -	\$ 58.27	\$ 327,447.36
STATE FUNDS	\$ 9,141.40	\$ -	\$ -	\$ 1.61	\$ 9,143.01
TJPC	\$ 13,136.57	\$ -	\$ -	\$ 2.40	\$ 13,138.97
DIST CLK PRESERVATION	\$ 5,607.26	\$ -	\$ -	\$ 0.90	\$ 5,608.16
COUNTY/DIST TECH	\$ 1,608.16	\$ -	\$ -	\$ 0.30	\$ 1,608.46
ADULT PROB	\$ 253,709.25	\$ -	\$ -	\$ 45.15	\$ 253,754.40
JUV-ISP	\$ 5,078.72	\$ -	\$ 5,078.81	\$ 0.09	\$ (0.00)
COURT REP	\$ 19,427.62	\$ -	\$ -	\$ 3.48	\$ 19,431.10
PERM IMP	\$ 1,456,079.02	\$ -	\$ -	\$ 259.07	\$ 1,456,338.09
LAW ENFORCEMENT ED	\$ 10,606.53	\$ -	\$ -	\$ 1.80	\$ 10,608.33
JP-CH SECURITY	\$ 5,324.67	\$ -	\$ -	\$ 0.90	\$ 5,325.57
DIST CLK RECORDS MGMT	\$ 15,916.47	\$ -	\$ -	\$ 2.81	\$ 15,919.28
DIST CLK ARCHIVE	\$ 4,243.94	\$ -	\$ -	\$ 0.78	\$ 4,244.72
COUNTY ATTY CHECK COLLECT	\$ 1,209.19	\$ -	\$ -	\$ 0.30	\$ 1,209.49
LAW LIBRARY	\$ 116,981.10	\$ -	\$ -	\$ 20.79	\$ 117,001.89
JP TECH	\$ 27,859.01	\$ -	\$ -	\$ 4.96	\$ 27,863.97
C H SECURITY	\$ 103,003.89	\$ -	\$ -	\$ 18.30	\$ 103,022.19
REC MGMT	\$ 14,804.55	\$ -	\$ -	\$ 2.69	\$ 14,807.24
REC PRESV	\$ 506.54	\$ -	\$ -	\$ -	\$ 506.54
LIBRARY	\$ 28,646.18	\$ -	\$ -	\$ 5.09	\$ 28,651.27
ARCHIVE	\$ 57,755.22	\$ -	\$ -	\$ 10.28	\$ 57,765.50
DIST ATTY FORFEITURE	\$ 21,872.62	\$ -	\$ -	\$ 3.90	\$ 21,876.52
SHERIFF FORFEITURE	\$ 100,580.99	\$ -	\$ 35,000.00	\$ 13.17	\$ 65,594.16
JAIL COMMISSARY	\$ 82,677.88	\$ -	\$ -	\$ 14.69	\$ 82,692.57
2004 GO-REFUNDING	\$ 55,724.27	\$ -	\$ -	\$ 9.93	\$ 55,734.20
HOTEL/MOTEL TAX	\$ 189,180.69	\$ -	\$ -	\$ 33.64	\$ 189,214.33
<b>TOTAL: TREAS FUND</b>	<b>\$ 11,336,938.30</b>	<b>\$ -</b>	<b>\$ 40,078.81</b>	<b>\$ 2,011.30</b>	<b>\$ 11,298,870.79</b>

YEAR - TO - DATE INTEREST	BAL FORWARD:	CURRENT INT.:	BALANCE:
	\$ 92,713.36	\$ 2,011.30	\$ 94,724.66

AVG. YEILD FOR JUNE 2020                      0.22% MKT VALUE/ SHARI \$                      1.00

**INVESTMENTS-TEX STAR**  
**PATTY BRENNAN, COOKE COUNTY TREASURER**  
**JUNE 2020**

ACCT NAME	BALANCE FORWARD	DEPOSITS	WITH-DRAWALS	CURRENT INTEREST	ENDING BALANCE
GENERAL	\$ 6,582,863.42	\$ -	\$ -	\$ 1,068.12	\$ 6,583,931.54
R & B -1	\$ 504,683.59	\$ -	\$ -	\$ 81.89	\$ 504,765.48
R & B -2	\$ 269,620.13	\$ -	\$ -	\$ 43.75	\$ 269,663.88
R & B -3	\$ 236,303.70	\$ -	\$ -	\$ 38.37	\$ 236,342.07
R & B -4	\$ 575,770.65	\$ -	\$ -	\$ 93.42	\$ 575,864.07
FM & L	\$ 335,236.62	\$ -	\$ -	\$ 54.37	\$ 335,290.99
ADULT PROBATION	\$ 228,961.57	\$ -	\$ -	\$ 37.16	\$ 228,998.73
PERM IMP	\$ 1,471,005.88	\$ -	\$ -	\$ 238.68	\$ 1,471,244.56
CC LIBRARY	\$ 31,477.33	\$ -	\$ -	\$ 5.12	\$ 31,482.45
JP- CH SECURITY	\$ 10,559.66	\$ -	\$ -	\$ 1.74	\$ 10,561.40
COURTHOUSE SECURITY	\$ 83,217.76	\$ -	\$ -	\$ 13.51	\$ 83,231.27
RECORDS MANAGEMENT	\$ 16,573.39	\$ -	\$ -	\$ 2.68	\$ 16,576.07
RECORDS PRESERVATION	\$ 568.42	\$ -	\$ -	\$ 0.04	\$ 568.46
ARCHIVE FEES	\$ 41,701.81	\$ -	\$ -	\$ 6.78	\$ 41,708.59
2012 GO REFUNDING	\$ 47,033.88	\$ -	\$ -	\$ 7.63	\$ 47,041.51
STATE FEES	\$ 5,906.48	\$ -	\$ -	\$ 0.93	\$ 5,907.41
DIST ATTY FORFEITURE	\$ 26,218.21	\$ -	\$ -	\$ 4.26	\$ 26,222.47
SHERIFF FORFEITURE	\$ 101,903.14	\$ -	\$ 35,000.00	\$ 12.24	\$ 66,915.38
JAIL COMMISSARY	\$ 51,227.91	\$ -	\$ -	\$ 8.31	\$ 51,236.22
HOTEL/MOTEL TAX	\$ 123,558.93	\$ -	\$ -	\$ 20.05	\$ 123,578.98
<b>TOTAL: TREAS FUND</b>	<b>\$ 10,744,392.48</b>	<b>\$ -</b>	<b>\$ 35,000.00</b>	<b>\$ 1,739.05</b>	<b>\$ 10,711,131.53</b>

YEAR - TO - DATE INTEREST	BAL FORWARD	CURRENT INT.	BALANCE
	\$ 85,781.95	\$ 1,739.05	\$ 87,521.00

AVG. YEILD FOR JUNE 2020                      0.20% MKT VALUE / SHARE \$                      1.00



**INVESTMENTS-LOGIC**  
**PATTY BRENNAN, COOKE COUNTY TREASURER**  
**JUNE 2020**

ACCT NAME	BALANCE FORWARD	DEPOSITS	WITH- DRAWALS	CURRENT INTEREST	ENDING BALANCE
GENERAL	\$ 4,276,184.76	\$ -	\$ -	\$ 2,200.20	\$ 4,278,384.96
R & B -1	\$ 496,298.83	\$ -	\$ -	\$ 255.35	\$ 496,554.18
R & B -2	\$ 237,925.63	\$ -	\$ -	\$ 122.42	\$ 238,048.05
R & B -3	\$ 366,553.43	\$ -	\$ -	\$ 188.58	\$ 366,742.01
R & B -4	\$ 493,345.81	\$ -	\$ -	\$ 253.81	\$ 493,599.62
FM & L	\$ 105,934.42	\$ -	\$ -	\$ 54.49	\$ 105,988.91
ADULT PROBATION	\$ 158,720.73	\$ -	\$ -	\$ 81.67	\$ 158,802.40
PERM IMP	\$ 581,704.66	\$ -	\$ -	\$ 299.31	\$ 582,003.97
LAW LIBRARY	\$ 26,392.99	\$ -	\$ -	\$ 13.58	\$ 26,406.57
COURTHOUSE SECURITY	\$ 52,967.14	\$ -	\$ -	\$ 27.24	\$ 52,994.38
RECORDS MANAGEMENT	\$ 55,770.21	\$ -	\$ -	\$ 28.69	\$ 55,798.90
ARCHIVE FEES	\$ 26,392.99	\$ -	\$ -	\$ 13.58	\$ 26,406.57
DIST ATTY FORFEITURE	\$ 26,392.99	\$ -	\$ -	\$ 13.58	\$ 26,406.57
SHERIFF FOREITURE	\$ 26,392.99	\$ -	\$ -	\$ 13.58	\$ 26,406.57
2012 GO REFUNDING	\$ 259,685.98	\$ -	\$ -	\$ 133.60	\$ 259,819.58
<b>TOTAL: TREAS FUND</b>	<b>\$ 7,190,663.56</b>	<b>\$ -</b>	<b>\$ -</b>	<b>\$ 3,699.68</b>	<b>\$ 7,194,363.24</b>

YEAR - TO - DATE INTEREST	BAL FORWARD	CURRENT INT.	BALANCE
	\$ 65,412.58	\$ 3,699.68	\$ 69,112.26

AVG. YEILD FOR JUNE 2020                      0.63% MKT VALU/SHARE \$                      1.00

**Cooke County**

Attn: Patty Brennan  
 101 S. Dixon Street  
 Gainesville, TX 76240

**Depositor Statement**

June 1, 2020 - June 30, 2020

Account #: 104791304900

**Account at-a-Glance**

Beginning Balance	2,000,927.02
+ Net Deposits	0.00
+ Net Accrued Interest <sup>2</sup>	285.07
Ending Balance	2,001,212.09
Days In Period <sup>4</sup>	30
Average Daily Balance <sup>5</sup>	2,000,927.02
Net APY This Period <sup>8</sup>	0.17%
Net APR This Period <sup>6</sup>	0.1733%
Available Balance <sup>7</sup>	2,000,927.02

**Depositor Information**

Website: [www.ficaaccount.com](http://www.ficaaccount.com)

Support Center: (866) 343-5516

**Account Transactions**

Description	Date	Amount(USD\$)
No transactions in this period		

**Insured Depository Detail**

Depository Bank	FDIC Cert#	Balance(USD\$)
Allegiance Bank Texas	58629	29,630.83
Alma Bank	58424	190.40
Alpine Bank	23091	21,241.60
American National Bank	19300	2,665.34
American Savings Bank F.S.B.	32526	640.82
Ameris Bank	20504	17,569.29
Anstaff Bank	3869	29.89
Anthem Bank & Trust	29679	10.07
BNB Bank	6976	571.62
Banc of California, National Association	35498	109,036.11
BancCentral National Association	4033	14.29
Bancorp Bank	35444	13.58
Bank Five Nine	12517	10.01
Bank Leumi USA	19842	14.94
Bank Michigan	1008	46.60
Bank of China - New York Branch	33653	195,184.18
Bank of England	13303	63.45
Bank of Fayette County	10308	147.05
Bank of the Ozarks	110	207,336.73

**Cooke County**

Attn: Patty Brennan  
101 S. Dixon Street  
Gainesville, TX 76240

**Depositor Statement**

---

June 1, 2020 - June 30, 2020

Account #: 104791304900

Depository Bank	FDIC Cert#	Balance(USD\$)
BankUnited National Association	58979	89,531.88
Bankwell Bank	57368	627.38
Barrington Bank & Trust Company National	34395	11,516.70
Berkshire Bank	23621	8,099.60
Blue Ridge Bank, National Association	35274	1,577.92
BlueHarbor Bank	58691	213.04
BofI Federal Bank	35546	57,903.32
Bridgewater Bank	58210	40.67
C US Bank	18443	198.58
CFBank	28263	113.83
CIBM Bank	11729	34.84
CIT Bank, National Association	58978	19,400.05
CNB Bank	13876	23.88
Camden National Bank	4255	14.00
CapStar Bank	58823	374.15
Capital Bank National Association	35278	9,506.90
Capital One National Association	4297	101,981.49
Carver Federal Savings Bank	30394	42.45
Carver State Bank	16584	536.75
Cathay Bank	18503	31,477.09
Cedar Rapids State Bank	18820	40.05
CedarStone Bank	57684	28.75
Celtic Bank	57056	20.20
CenterState Bank of Florida National Associat	33555	192.37
Centler Bank	12854	15,888.85
Centric Bank	7461	25.04
Cherokee State Bank	951	20.67
Citibank N.A.	7213	165.92
Citizens Bank	14851	3,612.37
Citizens Bank National Association	12309	14.40
Citywide Banks	58458	568.66
Congressional Bank	57614	72.74
ConnectOne Bank	57919	350.16
Cornerstone Bank	5635	616.71
Cornerstone Bank	90282	22.69
Cross River Bank	58410	111,568.70
Crystal Lake Bank and Trust Company National	34681	3,051.96
Customers Bank	34444	767.04
Dedham Institution for Savings	23620	6,895.35
Diamond Bank	1527	76.53
Dime Bank	9888	22.67
Dubuque Bank and Trust Company	15219	24.06
Eagle Bank	90191	200.79
EagleBank	34742	3,971.61
East West Bank	31628	73,224.12
Enterprise Bank	34786	28.09
Equity Bank	25858	281.37
Exchange Bank	1435	190.37
Farmers & Merchants Savings Bank	10492	140.73

**Cooke County**

Attn: Patty Brennan  
101 S. Dixon Street  
Gainesville, TX 76240

**Depositor Statement**

---

June 1, 2020 - June 30, 2020

Account #: 104791304900

Depository Bank	FDIC Cert#	Balance(USD\$)
Farmers Trust and Savings Bank	12858	76.00
Farmers Trust and Savings Bank	14195	30.47
Farmers and Merchants State Bank	501	140.03
Fidelity Bank	30895	5,163.29
Fifth Third Bank	6672	119,490.61
First Bank	58481	1,938.02
First Bank & Trust	27078	24.84
First Carolina Bank	35530	28.13
First Central Savings Bank	34969	136.76
First Community Bank of Bedford County	27211	337.88
First County Bank	18204	14.89
First Financial Bank	28905	263.49
First Foundation Bank	58647	65,505.68
First Internet Bank of Indiana	34607	196.11
First Merchants Bank National Association	4365	659.16
First Midwest Bank of the Ozarks	1970	20.54
First N.A.	4256	40.13
First National Bank of Omaha	5452	880.63
First Savings Bank	32629	39.39
First Sentinel Bank	31928	80.84
First State Bank	19163	139.47
First Virginia Community Bank	58696	66.32
First Western Trust Bank	57607	2,602.24
FirstBank	18714	16.19
Florida Capital Bank N.A.	26323	22.34
Franklin Synergy Bank	58714	3,156.14
Freedom National Bank	57254	154.66
Gorham Savings Bank	17748	268.00
Grand Ridge National Bank	3674	284.93
Hancock Bank	12441	443.42
Hanover Community Bank	58675	21.58
Happy State Bank	10359	1,430.78
Hingham Institution for Savings	90211	121.45
Hinsdale Bank & Trust Company	33849	749.80
Home Exchange Bank	8884	292.66
Horizon Bank National Association	4360	488.06
Hyperion Bank	58371	94.33
Independent Bank	3076	8,642.70
International Bank of Chicago	33708	11.82
International City Bank National Association	25648	545.12
Ion Bank	18198	255.06
Israel Discount Bank of New York	19977	13,376.20
Kennett National Bank	18879	39.96
KeyBank National Association	17534	14,260.72
Landmark Community Bank	34982	43.36
Legends Bank	34936	14.37
Lewis & Clark Bank	58428	125.73
Liberty Savings Bank FSB	32242	31.63
Luana Savings Bank	253	2,517.22

## Depositor Statement

---

June 1, 2020 - June 30, 2020

Account #: 104791304900

### Cooke County

Attn: Patty Brennan  
101 S. Dixon Street  
Gainesville, TX 76240

Depository Bank	FDIC Cert#	Balance(USD\$)
MainStreet Bank	57742	102,634.63
Manufacturers Bank	18618	49.24
McClave State Bank	11261	282.19
Meramec Valley Bank	19200	191.22
Merchants Bank of Indiana	8056	114,695.45
Meridian Bank	57777	3,038.21
Metropolitan National Bank	34699	18.06
MidCoast Community Bank	58498	114.47
Minnesota Bank & Trust	58818	32.31
Monona State Bank	33458	10.10
Murphy-Wall State Bank and Trust Company	10860	10.30
MutualBank	27744	60.40
NebraskaLand National Bank	34811	16.18
New Buffalo Savings Bank A Federal Savings	31257	366.60
NewBank	58203	819.37
Newburyport Five Cents Savings Bank	90251	17.65
NexBank SSB	29209	293.36
Nicolet National Bank	57038	14.65
North Shore Community Bank & Trust	33935	31.31
North Side Bank and Trust Company	9457	38.33
Northbrook Bank & Trust Company	57082	1,000.00
Northern Bank & Trust Company	18266	13.35
One American Bank	6078	26.16
Oregon Community Bank & Trust	22334	15.68
Pacific Enterprise Bank	58415	579.35
Pacific Premier Bank	32172	41,656.54
Peapack-Gladstone Bank	11035	5,440.93
Peoples Bank	27398	10.42
Peoples Bank	9489	455.36
Peoples United Bank	27334	7,784.70
Pilot Bank	27045	12.76
Pinnacle Bank	10634	20.71
Pioneer Bank	19540	68.42
Preferred Bank	33539	9,779.81
Premier Bank	34384	266.83
Prime Bank	58804	13.74
PrimeSouth Bank	5694	27.41
PrivateBank and Trust Company	33306	392.30
Progress Bank and Trust	58719	896.19
PromiseOne Bank	58657	109.02
Providence Bank	1643	54.78
Provident Bank	12010	286.63
Provident Bank	90141	58.62
Reading Co-operative Bank	26620	27.83
Regions Bank	12368	1,785.41
Republic Bank & Trust	27286	53.09
Republic Bank & Trust Company	23627	1,158.04
RiverBend Bank	26708	58.72
Riverview Bank	7598	248.20

## Depositor Statement

---

June 1, 2020 - June 30, 2020

Account #: 104791304900

### Cooke County

Attn: Patty Brennan  
101 S. Dixon Street  
Gainesville, TX 76240

Depository Bank	FDIC Cert#	Balance(USD\$)
Riverwind Bank	15035	174.28
Royal Savings Bank	28068	33.28
SaviBank	57978	66.31
Savoy Bank	58641	44.40
Schaumburg Bank & Trust Company National	57103	1,145.84
Seacoast National Bank	131	2,495.65
Security Bank	5424	151.73
ServisFirst Bank	57993	35,408.35
Signature Bank	57053	1,228.48
Signature Bank National Association	57269	30.30
SmartBank	58463	1,156.26
Southern Bank	28332	27.68
Southside Bank	18297	83.26
St. Henry Bank	9871	39.83
State Bank of the Lakes	5744	3,714.17
SunTrust Bank	867	3,037.53
Sussex Bank	22221	213.14
TD Bank N.A.	18409	22,601.28
Texas Capital Bank National Association	34383	39,022.90
Texas Citizens Bank National Association	58319	82.88
Third Coast Bank SSB	58716	45,300.11
Tradition Capital Bank	58057	111.36
Traditional Bank Inc.	2711	140.05
Transportation Alliance Bank Inc.	34781	50.15
TriState Capital Bank	58457	7,545.19
Trustmark National Bank	4988	66.60
Umpqua Bank	17266	17.00
Union Bank & Trust	34589	462.01
Union Savings and Loan Association	27752	20.45
United Bank	22858	23,541.41
Unity National Bank of Houston	26351	10.11
Valley National Bank	9396	118,884.58
Valliance Bank	57841	264.82
Village Bank & Trust	34011	290.98
Washington Trust Company of Westerty	23623	6,043.72
Webster Bank National Association	18221	2,328.63
Western Alliance Bank	57512	963.64
Wheaton Bank & Trust Company	33803	16.52
Wilmington Savings Fund Society FSB	17838	19.27
Wilmington Trust National Association	34069	26.65
Wisconsin Bank & Trust	13023	621.23
Woori America Bank	24920	3,412.52
Aggregate Net Accrued Interest <sup>3</sup>		285.07

Cooke County

Attn: Patty Brennan  
101 S. Dixon Street  
Gainesville, TX 76240

## Depositor Statement

---

June 1, 2020 - June 30, 2020

Account #: 104791304900

<i>Total</i>	2,001,212.09
--------------	--------------

### Disclosure Information

---

1 The Federally Insured Cash Account ("FICA®") is not a member of the Federal Deposit Insurance Corporation ("FDIC"), but the banks in which the money is deposited are FDIC members. The FDIC is an independent agency of the U.S. government that protects the funds depositors place in FDIC insured institutions. FDIC deposit insurance is backed by the full faith and credit of the U.S. government.

2 Net Accrued Interest is the estimated amount of the accrued interest earned for the current month less any FICA Fee with respect to such interest. Net Accrued Interest cannot be withdrawn from the account until it is credited to the account. There is no guarantee that the account holder will receive the full amount as stated. Refer to the U.S. Bank Custodial Statement, provided via [ficaoaccount.com](http://ficaoaccount.com), for further details regarding interest earned and fees charged. Net Accrued Interest is for informational purposes only.

3 Aggregate Net Accrued Interest is the sum of the current month's Net Accrued Interest and any prior period Net Accrued Interest not yet paid.

4 Days In Period ("DIP") is the number of days in the period beginning on, and including the later of, the first day of the month or the business day an initial deposit is received by the FICA Custodian if received on or before 3:00PM EST or the business day immediately following if received after 3:00PM EST, and ending on, and including, the last day of the month. DIP does not include any date on which the balance is zero.

5 Average Daily Balance is the sum of the beginning balance plus any deposits less any withdrawals averaged across number of days in DIP.

6 Net APR This Period is the annualized rate that reflects the relationship between the net interest received plus any Net Accrued Interest and the Average Daily balance for the statement period. Current yield may be lower or higher than what is stated.

7 Available Balance reflects the amount that can be withdrawn as of the date of the statement. This balance is the Ending Balance less the Aggregate Net Accrued Interest amount.

8 The APY (annual percentage yield) is based on an APR (annual percentage rate) for the period indicated as reported by StoneCastle. Current yield may be lower or higher than what is stated due to changes in market or business conditions.

\*Interest will not accrue for balances of \$1,000.00 or lower

We encourage you to compare the information provided in our statement with the U.S. Bank custody statement. You may access the U.S. Bank custody statement by calling 1-866-343-5516.

StoneCastle Cash Management, LLC is an SEC Registered Investment Advisor. StoneCastle Cash Management, LLC is an affiliate of StoneCastle Partners, LLC, a leading asset management and financial services company dedicated to investing and serving the community banking sector. Performance data shown represents past performance, and is no guarantee of future results. Rates may change without notice. Please read the Terms and Conditions relating to the FICA® program for more complete information and the governing terms of the account. Review your statement for accuracy. If you have any questions regarding your account, contact a FICA® representative. Registration with the SEC does not imply a particular level of skill or training.





2 July 2020

COOKE COUNTY  
PATTY BRENNAN  
101 S DIXON ST  
GAINESVILLE, TX 76240-4729

COLLATERAL REPORT as of: 30 June 2020

Pledgee Code: COKC

Demand Deposit Balance: \$7,477,050.76

C.D. Balance \$1,006,069.53

Amount in Excess of FDIC Ins: \$7,983,120.29

Required Pledge Amount: \$8,781,432.32

*See attached detail report for amount and description of securities pledged to account.*

Total Pledged Par Amount: \$10,063,066.00

Total Collateral Market Value\*: \$10,742,695.00

Total Other Collateral: \$ 0.00

*\*Prices were obtained within five (5) days of the date of this report.*

*\*\*FDIC Insurance is calculated by FDIC rules\*\**

- Pricing supplied by various third party sources including INTERACTIVE DATA and BLOOMBERG INFORMATION SERVICES. Certain infrequently traded Municipal Securities may be priced by utilizing a pricing matrix derived from the current Municipal yield curve.*
- Prices provided are indications only, and although derived from sources we believe reliable, they are not considered all-inclusive.*

*All securities are held at Raymond James.*



# Reportfolio

Simmons First National Bank, Pine Bluff, AR  
 Published: 7/1/2020 12:01:28 PM

Management Report  
 Pledged To: COOKE COUNTY

Date: 30-Jun-20  
 Page: 158

Section V-C

Location	Code	Cusip Trans#	Description Maturity	Prerfund	Pool Coupon	Moody StdPoor	Original Face Pledged Percent	Original Face Value	Pledged Par Value	Pledged Book Value	Pledged Market Value	
FRSL	3136B7V40	540602202001221	FNR 2019-82 EV 5/25/2031		3.000		85.44%	\$9,972,240.00	\$9,598,264.95	\$9,883,594.81	\$10,249,561.93	
FEDERAL RESERVE BANK, ST. AFS												
FRSL	3137FR5D9	541265202001310	FHR 4949 CD 9/25/2038		3.000		2.50%	\$500,000.00	\$464,800.65	\$477,177.44	\$493,133.45	
FEDERAL RESERVE BANK, ST. AFS												
2 CMOs - Fixed Rate												
<b>Total Pledged</b>									\$10,472,240.00	\$10,063,065.59	\$10,360,772.25	\$10,742,695.38
									\$10,472,240.00	\$10,063,065.59	\$10,360,772.25	\$10,742,695.38

\$0.00 Munis with Maturity Under 2 Years  
 \$0.00 Munis with Maturity Over 2 Years  
 \$0.00 Other securities with Stated Maturity Under 2 Years  
 \$10,063,065.59 Other securities with Stated Maturity Over 2 Years

\*\* If no data is shown, then there are no pledges for the current period

PAGE 1 06/30/20 20:26:47  
HOLDINGS BAPN032N  
CC3 PROD

FEDERAL RESERVE BANK PLEDGEE

DISTRB PT J1  
AS OF CLOSE OF BUSINESS 06-30-2020

PLEDGEE: COOKE COUNTY  
100 S. DIXON  
RM. 106

J7BM INSTITUTION ID: #J7BM

GAINESVILLE TX 76240

HOLDER : 082900432 - SIMMONS PB AR

RESP FRB:H2

ACCOUNT: J7BM - \*COOKE COUNTY

CUSIP #

BVF

PAR

BALANCE

BOOK VALUE

3136B7V40 FNRM CL082EV R19F082 05-25-31

0.9624983900

9,972,240.00 9,598,264.94

3137FR5D9 FERM 4949CD 09/25/38 09-25-38

0.9296012900

500,000.00 464,800.65

SUBTOTAL:

10,472,240.00 10,063,065.59

GRAND TOTAL:

10,472,240.00 10,063,065.59

DATE	FUND NAME	CHECKING ACCOUNT	CHECKING AMOUNT	TDOA ACCOUNT	TDOA AMOUNT	FUND TOTAL
2020 001	GENERAL	TREAS FUND	3,292,983.12	TEXPOOL LOGIC TEXSTAR STONE CERT DEPOS	6,302,212.04 4,278,384.96 6,583,931.54 2,001,212.09 750,000.00	23,208,723.75
2020 011	ROAD & BRIDGE 1	TREAS FUND	379,082.58	TEXPOOL LOGIC TEXSTAR STONE	550,788.59 496,554.18 504,765.48	1,931,190.83
2020 012	ROAD & BRIDGE 2	TREAS FUND	184,612.15	TEXPOOL LOGIC TEXSTAR	365,280.99 238,048.05 269,663.88	1,057,605.07
2020 013	ROAD & BRIDGE 3	TREAS FUND	438,898.17	TEXPOOL LOGIC TEXSTAR	496,097.01 366,742.01 236,342.07	1,538,079.26
2020 014	ROAD & BRIDGE 4	TREAS FUND	237,994.92	TEXPOOL LOGIC TEXSTAR	695,984.84 493,599.62 575,864.07	2,003,443.45
2020 018	CERTZ TIF	TREAS FUND		TEXPOOL LOGIC		
2020 019	FM & LATERAL	TREAS FUND	34,452.33	TEXPOOL LOGIC TEXSTAR	327,447.36 105,988.91 335,290.99	803,179.59
2020 020	TJPC	TREAS FUND	23,478.92	TEXPOOL LOGIC TEXSTAR	13,138.97	36,617.89
2020 021	JUVENILE PROB-ISP	TREAS FUND	.09	TEXPOOL LOGIC TEXSTAR		.09
2020 022	JUVENILE PROBATION	TREAS FUND	43,446.00	TEXPOOL LOGIC		43,446.00
2020 023	JUVENILE PROB. IV-E	TREAS FUND	101.77	TEXPOOL LOGIC TEXSTAR		101.77
2020 024	JUVENILE DELINQUENCY PREVENTN	TREAS FUND	1,946.39	TEXPOOL LOGIC TEXSTAR		1,946.39
2020 028	ADULT PROBATION	TREAS FUND	14,246.54	TEXPOOL LOGIC TEXSTAR	253,754.40 158,802.40 228,938.73	655,802.07
2020 029	COMMUNITY CORRECTIONS	TREAS FUND	16,339.81	TEXPOOL LOGIC		16,339.81
2020 031	CONTRACT ELECTIONS	TREAS FUND	10,243.79	TEXPOOL		

DATE	FUND NAME	CHECKING ACCOUNT	CHECKING AMOUNT	TDOA ACCOUNT	TDOA AMOUNT	FUND TOTAL
2020 032	DISTRICT CLERK PRESERVATION	TREAS FUND	2,093.31	TEXPOOL LOGIC TEXSTAR	5,608.16	7,701.47
2020 033	COUNTY/DISTRICT TECHNOLOGY	FTREAS FUND	7,706.47	TEXPOOL LOGIC TEXSTAR	1,608.46	9,314.93
2020 034	COURT REPORTER	TREAS FUND	10,954.13	TEXPOOL LOGIC TEXSTAR	19,431.10	30,385.23
2020 035	PERMANENT IMPROVEMENT	TREAS FUND	19,254.73	TEXPOOL LOGIC TEXSTAR	1,456,338.09 582,003.97 1,471,244.56	3,528,841.35
2020 037	LAW ENFORCEMENT ED	TREAS FUND	9,851.89	TEXPOOL LOGIC TEXSTAR	10,608.33	20,460.22
2020 038	JP TECH	TREAS FUND	22,002.76	TEXPOOL LOGIC TEXSTAR	27,853.97	49,866.73
2020 040	LAW LIBRARY	TREAS FUND	32,798.02	TEXPOOL LOGIC TEXSTAR	117,001.89 26,406.57	176,206.48
2020 041	CC LIBRARY FUND	TREAS FUND	14,482.95	TEXPOOL LOGIC TEXSTAR	28,651.27 31,482.45	74,616.67
2020 042	CC HISTORICAL COMM.	TREAS FUND	3,613.59	TEXPOOL LOGIC TEXSTAR	5,325.57 10,561.40	3,613.59
2020 043	JP COURTHOUSE SECURITY	TREAS FUND	13,250.32	TEXPOOL LOGIC TEXSTAR	103,022.19 52,994.38 83,231.27	267,390.52
2020 044	COURTHOUSE SECURITY	TREAS FUND	28,142.68	TEXPOOL LOGIC TEXSTAR	103,022.19 52,994.38 83,231.27	267,390.52
2020 045	FLOOD DAMAGE	TREAS FUND		TEXPOOL LOGIC		
2020 046	CHAPTER 19	TREAS FUND	712.10-	TEXPOOL		712.10-
2020 047	CC RECORDS MANAGEMENT	TREAS FUND	7,421.62	TEXPOOL	5,000.00-	2,421.62
2020 048	COUNTY RECORDS MANAGEMENT	TREAS FUND	223.33	TEXPOOL LOGIC TEXSTAR	19,807.24 55,798.90 16,576.07	92,405.54

FUND NAME	CHECKING ACCOUNT	CHECKING AMOUNT	TDOA ACCOUNT	TDOA AMOUNT	FUND TOTAL
2020 049 CC RECORDS PRESERVATION	TREAS FUND	19,160.13	TEXPOOL LOGIC TEXSTAR	506.54	20,235.13
2020 050 DIST CLERK RECORDS MANAGEMENT	TREAS FUND	10,275.45	TEXPOOL LOGIC TEXSTAR	15,919.28	26,194.73
2020 051 DISTRICT CLERK ARCHIVE	TREAS FUND	21,233.10	TEXPOOL LOGIC TEXSTAR	4,244.72	25,477.82
2020 052 COUNTY CLERK ARCHIVE FEE	TREAS FUND	38,291.55	TEXPOOL LOGIC TEXSTAR	57,765.50	164,172.21
2020 053 CA CHECK COLLECTING	TREAS FUND	1,141.59	TEXPOOL LOGIC TEXSTAR	1,209.49	2,351.08
2020 054 DA CHECK COLLECTING	TREAS FUND	150.34	TEXPOOL	150.34	150.34
2020 055 CO ATTY FORFEITURE	TREAS FUND	16,874.27	TEXPOOL LOGIC TEXSTAR	21,876.52	91,379.83
2020 056 DISTRICT ATTY FORFEITURE	TREAS FUND	20,720.44	TEXPOOL LOGIC TEXSTAR	26,406.57	179,636.55
2020 057 D A SEIZURE FUND	TREAS FUND	130,450.61	TEXPOOL	65,594.16	130,450.61
2020 058 SHERIFF FORFEITURE	TREAS FUND	31,797.30	TEXPOOL LOGIC TEXSTAR	26,406.57	179,636.55
2020 059 JAIL COMMISSARY	TREAS FUND	186,964.94	TEXPOOL LOGIC TEXSTAR	66,915.38	165,726.09
2020 061 2004 GO REFUNDING DEBT SERVITREAS FUND	TREAS FUND	70,193.05	TEXPOOL LOGIC TEXSTAR	82,692.57	549,560.23
2020 088 STATE FEES	TREAS FUND	800.27	TEXPOOL	51,236.22	85,243.47
2020 090 OFFICER'S TRUST	TREAS FUND	192.83	TEXPOOL	5,907.41	15,800.27
2020 091 LIBRARY TRUST - LIDDELL	TREAS FUND	1,749,106.16	CHRT DEPOS	15,000.00	1,749,106.16
2020 092 LIBRARY TRUST - ROSENSTEIN	TREAS FUND	863.39	CHRT DEPOS	19,000.00	19,192.83
2020 098 PAYROLL CLEARING	PAYROLL	863.39	TEXPOOL	1,749,106.16	863.39
2020 100 CHILD ABUSE PREVENTION FUND	TREAS FUND		TEXPOOL		

DATE 07/08/2020 TIME 14:09

COMBINED STATEMENT OF CASH POSITION FOR JUNE

FUND NAME	CHECKING ACCOUNT	CHECKING AMOUNT	TDOA ACCOUNT	TDOA AMOUNT	FUND TOTAL
2020 101 PRETRIAL DIVERSTION	TREAS FUND	13,720.03	TEXPOOL		13,720.03
2020 102 HOTEL OCCUPANCY TAX FUND	TREAS FUND	62,407.96	TEXPOOL LOGIC	189,214.33	375,201.27
			TEXSTAR	123,578.98	
2020 103 HAVA GRANT FUND	TREAS FUND	40,274.36	TEXPOOL LOGIC		40,274.36
			TEXSTAR		
TOTAL		7,263,528.05		31,989,577.65	39,253,105.70

CHECK ACCOUNT

ACCOUNT BALANCE - TREAS FUND  
 ACCOUNT BALANCE - PAYROLL

TOTAL

CHECK  
 5,514,421.89  
 1,749,106.16

7,263,528.05

TDOA ACCOUNT

ACCOUNT BALANCE - TEXPOOL  
 ACCOUNT BALANCE - LOGIC  
 ACCOUNT BALANCE - TEXSTAR  
 ACCOUNT BALANCE - STONE  
 ACCOUNT BALANCE - CERT DEPOS

TOTAL

TDOA

11,298,870.79  
 7,194,363.24  
 10,711,131.53  
 2,001,212.09  
 784,000.00

31,989,577.65

ACCOUNT NAME	BEGINNING CASH BALANCE	CASH RECEIPTS	CASH DISBURSEMENTS	ENDING CASH BALANCE
2020 001 GENERAL				
CASH - GENERAL FUND	3,831,399.26	1,957,067.80	2,495,483.94	3,292,983.12
CASH ON HAND	4,802.66	.00	.00	4,802.66
CASH INVESTED - TEXPOOL	6,301,091.06	1,120.98	.00	6,302,212.04
CASH INVESTED - LOGIC	4,276,184.76	2,200.20	.00	4,278,384.96
CASH INVESTED - TEXSTAR	6,582,863.42	1,068.12	.00	6,583,931.54
CASH INVESTED - STONE CASTLE	2,000,927.02	285.07	.00	2,001,212.09
T-BILLS - INVESTMENTS	.00	.00	.00	.00
CASH INVESTMENT-CD	1,750,000.00	.00	1,000,000.00	750,000.00
FUND TOTALS	24,747,268.18	1,961,742.17	3,495,483.94	23,213,526.41

2020 011 ROAD & BRIDGE 1				
CASH - ROAD & BRIDGE # 1	414,644.10	39,485.45	75,046.97	379,082.58
CASH INVESTED - TEXPOOL	550,690.61	97.98	.00	550,788.59
CASH INVESTED - LOGIC	496,298.83	255.35	.00	496,554.18
CASH INVESTED - TEXSTAR	504,683.59	81.89	.00	504,765.48
STONE CASTLE	.00	.00	.00	.00
T-BILL INVESTMENTS	.00	.00	.00	.00
FUND TOTALS	1,966,317.13	39,920.67	75,046.97	1,931,190.83

2020 012 ROAD & BRIDGE 2				
CASH - ROAD & BRIDGE # 2	259,051.72	37,409.23	111,848.80	184,612.15
CASH INVESTED - TEXPOOL	365,215.99	65.00	.00	365,280.99
CASH INVESTED - LOGIC	237,925.63	122.42	.00	238,048.05
CASH INVESTED - TEXSTAR	269,620.13	43.75	.00	269,663.88
T-BILL INVESTMENTS	.00	.00	.00	.00
FUND TOTALS	1,131,813.47	37,640.40	111,848.80	1,057,605.07

2020 013 ROAD & BRIDGE 3				
CASH - ROAD & BRIDGE # 3	484,325.52	39,713.74	85,141.09	438,898.17
CASH INVESTED - TEXPOOL	496,008.76	88.25	.00	496,097.01
CASH INVESTED - LOGIC	366,553.43	188.58	.00	366,742.01
CASH INVESTED - TEXSTAR	236,303.70	38.37	.00	236,342.07
T-BILL INVESTMENTS	.00	.00	.00	.00
FUND TOTALS	1,583,191.41	40,028.94	85,141.09	1,538,079.26

2020 014 ROAD & BRIDGE 4				
CASH - ROAD & BRIDGE # 4	311,291.89	37,816.21	111,113.18	237,994.92
CASH INVESTED - TEXPOOL	695,861.05	123.79	.00	695,984.84
CASH INVESTED - LOGIC	493,345.81	253.81	.00	493,599.62
CASH INVESTED - TEXSTAR	575,770.65	93.42	.00	575,864.07
T-BILL INVESTMENTS	.00	.00	.00	.00
FUND TOTALS	2,076,269.40	38,287.23	111,113.18	2,003,443.45

2020 018 CERTZ TIF				
CASH - CERTZ TIF	.00	.00	.00	.00
CASH INVESTED	.00	.00	.00	.00
CASH INVESTED - LOGIC	.00	.00	.00	.00
T-BILL INVESTMENT	.00	.00	.00	.00
FUND TOTALS	.00	.00	.00	.00

2020 019 FM & LATERAL				
CASH - FM & LATERAL	34,047.45	404.88	.00	34,452.33
CASH INVESTED	327,389.09	58.27	.00	327,447.36
CASH INVESTED - LOGIC	105,934.42	54.49	.00	105,988.91
CASH INVESTED - TEXSTAR	335,236.62	54.37	.00	335,290.99



ACCOUNT NAME	BEGINNING CASH BALANCE	CASH RECEIPTS	CASH DISBURSEMENTS	ENDING CASH BALANCE
2020 020 TRPC				
CASH - T.J.P.C.	35,957.82	26,668.96	39,147.86	23,478.92
CASH INVESTED - LOGIC	13,136.57	2.40	.00	13,138.97
CASH INVESTED - TEXSTAR	.00	.00	.00	.00
FUND TOTALS	49,094.39	26,671.36	39,147.86	35,617.89
2020 021 JUVENILE PROB-ISP				
CASH - JUVENILE PROBATION INVESTMENTS	7,453.35	5,078.81	12,532.07	.09
CASH INVESTED - LOGIC	5,078.72	.09	5,078.81	.00
CASH INVESTED - TEXSTAR	.00	.00	.00	.00
FUND TOTALS	12,532.07	5,078.90	17,610.88	.09
2020 022 JUVENILE PROBATION				
CASH - JUV. PROB. DIV INVESTMENTS	16,866.36	26,579.64	.00	43,446.00
FUND TOTALS	16,866.36	26,579.64	.00	43,446.00
2020 023 JUVENILE PROB. IV-E				
CASH - IV-E INVESTED	100.77	1.00	.00	101.77
CASH INVESTED - LOGIC	.00	.00	.00	.00
CASH INVESTED - TEXSTAR	.00	.00	.00	.00
FUND TOTALS	100.77	1.00	.00	101.77
2020 024 JUVENILE DELINQUENCY PREVENTN				
CASH - JUVENILE DELINQUENCY PR INVESTMENTS	1,927.14	19.25	.00	1,946.39
CASH INVESTED - LOGIC	.00	.00	.00	.00
CASH INVESTED - TEXSTAR	.00	.00	.00	.00
FUND TOTALS	1,927.14	19.25	.00	1,946.39
2020 028 ADULT PROBATION				
CASH - ADULT PROBATION CASH ON HAND	11,488.77	32,934.64	30,176.87	14,246.54
CASH INVESTED - TEKPOOL	75.00	.00	.00	75.00
CASH INVESTED - LOGIC	253,709.25	45.15	.00	253,754.40
CASH INVESTED - TEXSTAR	158,720.73	81.67	.00	158,802.40
FUND TOTALS	228,961.57	37.16	.00	228,998.73
2020 029 COMMUNITY CORRECTIONS				
CASH - COMMUNITY CORRECTI INVESTMENTS	5,800.13	15,724.00	5,184.32	16,339.81
CASH INVESTED - LOGIC	.00	.00	.00	.00
FUND TOTALS	5,800.13	15,724.00	5,184.32	16,339.81
2020 031 CONTRACT ELECTIONS				
CASH - CONTRACT ELECTIONS	10,142.18	101.61	.00	10,243.79
CASH INVESTED - TEKPOOL	.00	.00	.00	.00
CASH INVESTED - LOGIC	.00	.00	.00	.00
FUND TOTALS	10,142.18	101.61	.00	10,243.79
2020 032 DISTRICT CLERK PRESERVATION				
CASH - DISTRICT CLERK PRESVATI	3,023.17	309.74	1,239.60	2,093.31

ACCOUNT NAME	BEGINNING CASH BALANCE	CASH RECEIPTS	CASH DISBURSEMENTS	ENDING CASH BALANCE
2020 033 COUNTY/DISTRICT TECHNOLOGY FUN				
INVESTMENTS	8,630.43	310.64	1,239.60	7,701.47
CASH INVESTED - LOGIC		.90	.00	.90
CASH INVESTED - TEXSTAR	.00	.00	.00	.00
FUND TOTALS	8,630.43	310.64	1,239.60	7,701.47
2020 034 COURT REPORTER				
INVESTMENTS	7,571.67	134.80	.00	7,706.47
CASH INVESTED - LOGIC	1,608.16	.30	.00	1,608.46
CASH INVESTED - TEXSTAR	.00	.00	.00	.00
FUND TOTALS	9,179.83	135.10	.00	9,314.93
2020 035 PERMANENT IMPROVEMENT				
INVESTMENTS	10,101.21	852.92	.00	10,954.13
CASH INVESTED - LOGIC	19,427.62	3.48	.00	19,431.10
CASH INVESTED - TEXSTAR	.00	.00	.00	.00
FUND TOTALS	29,528.83	856.40	.00	30,385.23
2020 037 LAW ENFORCEMENT ED				
INVESTMENTS	9,353.59	9,901.14	.00	19,254.73
CASH INVESTED - LOGIC	1,456,079.02	259.07	.00	1,456,338.09
CASH INVESTED - TEXSTAR	581,704.66	239.31	.00	582,003.97
STONE CASTLE	1,471,005.88	238.68	.00	1,471,244.56
T-BILL INVESTMENTS	.00	.00	.00	.00
FUND TOTALS	3,518,143.15	10,698.20	.00	3,528,841.35
2020 038 JP TECH				
INVESTMENTS	9,754.19	97.70	.00	9,851.89
CASH INVESTED - LOGIC	10,606.53	1.80	.00	10,608.33
CASH INVESTED - TEXSTAR	.00	.00	.00	.00
FUND TOTALS	20,360.72	99.50	.00	20,460.22
2020 040 LAW LIBRARY				
INVESTMENTS	22,082.26	404.21	483.71	22,002.76
CASH INVESTED - LOGIC	27,859.01	4.96	.00	27,863.97
CASH INVESTED - TEXSTAR	.00	.00	.00	.00
FUND TOTALS	49,941.27	409.17	483.71	49,866.73
2020 041 CC LIBRARY FUND				
INVESTMENTS	31,583.16	1,637.86	483.00	32,738.02
CASH INVESTED - LOGIC	116,981.10	20.79	.00	117,001.89
CASH INVESTED - TEXSTAR	26,392.99	13.58	.00	26,406.57
FUND TOTALS	174,957.25	1,732.23	483.00	176,206.48
2020 042 CC HISTORICAL COMM.				
INVESTMENTS	16,258.24	810.61	2,585.90	14,482.95
CASH INVESTED - LOGIC	28,646.18	5.09	.00	28,651.27
CASH INVESTED - TEXSTAR	31,477.33	5.12	.00	31,482.45
T-BILL INVESTMENTS	.00	.00	.00	.00
FUND TOTALS	76,381.75	820.82	2,585.90	74,616.67
2020 042 CC HISTORICAL COMM.				
CASH - COOKE CO. HISTORIC	3,577.77	35.82	.00	3,613.59

ACCOUNT NAME	BEGINNING CASH BALANCE	CASH RECEIPTS	CASH DISBURSEMENTS	ENDING CASH BALANCE
2020 043 JP COURTHOUSE SECURITY	13,072.83	177.49	.00	13,250.32
CASH - JP COURTHOUSE SECURITY	5,324.67	.90	.00	5,325.57
CASH INVESTED - LOGIC	.00	.00	.00	.00
CASH INVESTED - TEXSTAR	10,559.66	1.74	.00	10,561.40
FUND TOTALS	28,957.16	180.13	.00	29,137.29
2020 044 COURTHOUSE SECURITY	26,677.96	1,809.72	345.00-	28,142.68
CASH - COURTHOUSE SECURITY	103,003.89	18.30	.00	103,022.19
CASH INVESTED - LOGIC	52,967.14	27.24	.00	52,994.38
CASH INVESTED - TEXSTAR	83,217.76	13.51	.00	83,231.27
FUND TOTALS	265,866.75	1,858.77	345.00-	267,390.52
2020 045 FLOOD DAMAGE	.00	.00	.00	.00
CASH - FLOOD DAMAGE	.00	.00	.00	.00
CASH INVESTED - TEXPOOL	.00	.00	.00	.00
CASH INVESTED - LOGIC	.00	.00	.00	.00
FUND TOTALS	.00	.00	.00	.00
2020 046 CHAPTER 19	479.25-	365.90	598.75-	712.10-
CASH - CHAPTER 19	.00	.00	.00	.00
INVESTMENTS	479.25-	365.90	598.75-	712.10-
FUND TOTALS	479.25-	365.90	598.75-	712.10-
2020 047 CC RECORDS MANAGEMENT	7,343.23	78.39	.00	7,421.62
CASH - CC RECORDS MANAGEMENT	5,000.00-	.00	.00	5,000.00-
INVESTMENTS - TEXPOOL	2,343.23	78.39	.00	2,421.62
FUND TOTALS	7,343.23	78.39	.00	7,421.62
2020 048 COUNTY RECORDS MANAGEMENT	3,173.71	721.22	3,671.60-	223.33
CASH - RECORDS MANAGEMENT	19,804.55	2.69	.00	19,807.24
CASH INVESTED - TEXPOOL	55,770.21	28.69	.00	55,798.90
CASH INVESTED - LOGIC	16,573.39	2.68	.00	16,576.07
CASH INVESTED - TEXSTAR	95,321.86	75.28	3,671.60-	92,405.54
FUND TOTALS	8,049.78	11,110.35	.00	19,160.13
2020 049 CC RECORDS PRESERVATION	506.54	.00	.00	506.54
CASH - RECORDS PRESERVATION	.00	.00	.00	.00
CASH INVESTED - TEXPOOL	506.54	.00	.00	506.54
CASH INVESTED - LOGIC	.00	.00	.00	.00
CASH INVESTED - TEXSTAR	568.42	.04	.00	568.46
FUND TOTALS	9,124.74	11,110.39	.00	20,235.13
2020 050 DIST CLERK RECORDS MANAGEMENT	13,858.56	358.89	3,942.00-	10,275.45
CASH - D C RECORDS MANAGEMENT	15,916.47	2.81	.00	15,919.28
CASH INVESTED - LOGIC	.00	.00	.00	.00
CASH INVESTED - TEXSTAR	.00	.00	.00	.00
FUND TOTALS	29,775.03	361.70	3,942.00-	26,194.73
2020 051 DISTRICT CLERK ARCHIVE	20,848.82	384.28	.00	21,233.10
DISTRICT CLERK ARCHIVE	4,243.94	.78	.00	4,244.72
INVESTMENTS	.00	.00	.00	.00
CASH INVESTED - LOGIC	.00	.00	.00	.00

ACCOUNT NAME	BEGINNING CASH BALANCE	CASH RECEIPTS	CASH DISBURSEMENTS	ENDING CASH BALANCE
2020 052 COUNTY CLERK ARCHIVE FEE				
CASH - RECORDS ARCHIVE INVESTMENTS	40,675.76	10,855.79	13,240.00	38,291.55
CASH INVESTED - LOGIC	57,755.22	10.28	.00	57,765.50
CASH INVESTED - TEXSTAR	26,392.99	13.58	.00	26,406.57
FUND TOTALS	124,823.97	10,869.65	13,240.00	122,453.52
2020 053 CA CHECK COLLECTING				
CASH - CHECK COLLECTING & CASH INVESTED	1,138.13	110.00	106.54	1,141.59
CASH INVESTED - LOGIC	1,209.19	.30	.00	1,209.49
CASH INVESTED - TEXSTAR	.00	.00	.00	.00
FUND TOTALS	2,347.32	110.30	106.54	2,351.08
2020 054 DA CHECK COLLECTING				
CASH - DA CHECK COLLECTING	150.34	.00	.00	150.34
CASH INVESTED	.00	.00	.00	.00
FUND TOTALS	150.34	.00	.00	150.34
2020 055 CO ATTY FORFEITURE				
FUND TOTALS	.00	.00	.00	.00
2020 056 DISTRICT ATTY FORFEITURE				
CASH - D.A. FORFEITURE FUND	16,706.93	167.34	.00	16,874.27
CASH INVESTED - TEXPOOL	21,872.62	3.90	.00	21,876.52
CASH INVESTED - LOGIC	26,392.99	13.58	.00	26,406.57
CASH INVESTED - TEXSTAR	26,218.21	4.26	.00	26,222.47
FUND TOTALS	91,190.75	189.08	.00	91,379.83
2020 057 D A SEIZURE FUND				
CASH - SEIZURE-LAW INVESTMENTS	121,860.61	8,590.00	.00	130,450.61
FUND TOTALS	121,860.61	8,590.00	.00	130,450.61
2020 058 SHERIFF FORFEITURE				
CASH - SHERIFF FORFEITURE INVESTMENTS	11,891.48	70,000.00	61,171.04	20,720.44
CASH INVESTED - LOGIC	100,580.99	13.17	35,000.00	65,584.16
CASH INVESTED - TEXSTAR	26,392.99	13.58	.00	26,406.57
FUND TOTALS	101,903.14	12.24	35,000.00	66,915.38
2020 059 JAIL COMMISSARY				
CASH - JAIL COMMISSARY	28,048.54	4,137.27	388.51	31,797.30
CASH INVESTED - TEXPOOL	82,677.88	14.69	.00	82,692.57
CASH INVESTED - LOGIC	.00	.00	.00	.00
CASH INVESTED - TEXSTAR	51,227.91	8.31	.00	51,236.22
FUND TOTALS	161,954.33	4,160.27	388.51	165,726.09
2020 061 2004 GO REPUNDING DEBT SERVICE				
CASH - 2004 GO REPUNDING D/S	172,994.93	13,970.01	.00	186,964.94
CASH INVESTED - TEXPOOL	55,724.27	9.93	.00	55,734.20
CASH INVESTED - LOGIC	259,685.98	133.60	.00	259,819.58
CASH INVESTED - TEXSTAR	47,033.88	7.63	.00	47,041.51
T-BILL INVESTMENTS	.00	.00	.00	.00

ACCOUNT NAME	BEGINNING CASH BALANCE	CASH RECEIPTS	CASH DISBURSEMENTS	ENDING CASH BALANCE
2020 088 STATE FEES				
CASH - STATE FEES	38,020.22	32,175.37	2.54-	70,193.05
CASH INVESTED	9,141.40	1.61	.00	9,143.01
CASH INVESTED - LOGIC	.00	.00	.00	.00
CASH INVESTED - TEXSTAR	5,906.48	.93	.00	5,907.41
FUND TOTALS	53,068.10	32,177.91	2.54-	85,243.47
2020 090 OFFICER'S TRUST				
CASH-OFFICERS TRUST	.00	.00	.00	.00
CASH INVESTED	.00	.00	.00	.00
CASH INVESTED - LOGIC	.00	.00	.00	.00
FUND TOTALS	.00	.00	.00	.00
2020 091 LIBRARY TRUST - LIDDELL				
CASH-LIBRARY TRUST/LIDDELL	792.36	7.91	.00	800.27
CD INVESTMENT	15,000.00	.00	.00	15,000.00
FUND TOTALS	15,792.36	7.91	.00	15,800.27
2020 092 LIBRARY TRUST - ROSENSTEIN				
CASH-LIBRARY TRUST/ROSENSTEIN	141.22	51.61	.00	192.83
CD INVESTMENT	19,000.00	.00	.00	19,000.00
FUND TOTALS	19,141.22	51.61	.00	19,192.83
2020 098 PAYROLL CLEARING				
CASH - PAYROLL CLEARING	633,018.00	1,116,088.16	.00	1,749,106.16
INVESTMENTS	.00	.00	.00	.00
FUND TOTALS	633,018.00	1,116,088.16	.00	1,749,106.16
2020 100 CHILD ABUSE PREVENTION FUND				
CASH-CHILD ABUSE PREVENTION	467.02	396.37	.00	863.39
CASH INVESTED	.00	.00	.00	.00
FUND TOTALS	467.02	396.37	.00	863.39
2020 101 PRETRIAL DIVERSION				
CASH-PRETRIAL DIVERSION	13,720.03	.00	.00	13,720.03
CASH INVESTED	.00	.00	.00	.00
CASH INVESTED - LOGIC	.00	.00	.00	.00
FUND TOTALS	13,720.03	.00	.00	13,720.03
2020 102 HOTEL OCCUPANCY TAX FUND				
CASH - HOTEL OCCUPANCY TAX	59,369.24	14,868.69	11,829.97-	62,407.96
CASH INVESTED - TEXPOOL	189,180.69	33.64	.00	189,214.33
CASH INVESTED - LOGIC	.00	.00	.00	.00
CASH INVESTED - TEXSTAR	123,558.93	20.05	.00	123,578.98
FUND TOTALS	372,108.86	14,922.38	11,829.97-	375,201.27
2020 103 HAVA GRANT FUND				
CASH - HAVA GRANT FUND	.00	40,274.36	.00	40,274.36
CASH INVESTED - TEXPOOL	.00	.00	.00	.00
CASH INVESTED - LOGIC	.00	.00	.00	.00
CASH INVESTED - TEXSTAR	.00	40,274.36	.00	40,274.36
FUND TOTALS	.00	40,274.36	.00	40,274.36
GRAND TOTALS	39,831,141.19	3,567,684.24	4,140,842.07-	39,257,983.36