



MONTHLY REPORT

FEBRUARY 2020


PATTY BRENNAN

COOKE COUNTY TREASURER

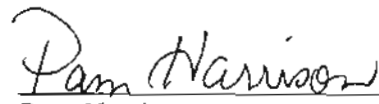
FINANCIAL REPORTS

FEBRUARY 2020


In accordance with Local Government Code 114.026, this affidavit states the current cash and reports in the custody of the county treasurer as of this date of February 29, 2020.




Jason Brinkley,
Cooke County Judge




Pam Harrison,
Cooke County Clerk




Gary Hollowell,
Commissioner Pct. #1




Jason Snuggs,
Commissioner Pct. #2



John Klement,
Commission Pct. #3



Leon Klement,
Commissioner Pct. #4

FILED FOR RECORD
20 MAR 23 PM 1:23
PAM HARRISON
COUNTY CLERK, COOKE CO. TX
BY  DEPUTY

AFFIDAVIT

STATE OF TEXAS

COUNTY OF COOKE

The members of the Commissioners' Court of Cooke County, Texas, state as follows:

The requirement of Subsection (C) of the Texas Local Government Code, §114.026 have been met for the term of February 2020. The amount of cash and other assets in the custody of the County Treasurer at the time of examination are:

Cash (includes on hand, money market accounts, and short term investments) \$ 42,011,890.14

Other Assets (long term investments) \$ 0.00


Sworn to and subscribed this 23 day of March, 2020.


Jason Brinkley, Cooke County Judge



Gary Hollowell, Commissioner, Pct 1


Jason Snuggs, Commissioner, Pct 2


John Klement, Commissioner, Pct 3


Leon Klement, Commissioner, Pct 4

ATTEST:


Pam Harrison, County Clerk

FILED FOR RECORD

20 MAR 23 PM 1:26

PAM HARRISON
COUNTY CLERK, COOKE CO. TX

BY  DEPUTY

handmark

PRIOR MONTH ENDING BANK STATEMENT BALANCE \$6,194,353.18 115
 CLEARED DEPOSITS \$4,714,068.79 4
 CLEARED ADDITIONS \$56,120.06 261
 CLEARED CHECKS \$1,169,434.06-
 CLEARED DEDUCTIONS \$3,442,181.74- 5

CURRENT MONTH ENDING BANK STATEMENT BALANCE \$6,352,926.23

CURRENT MONTH ENDING BANK STATEMENT BALANCE \$6,352,926.23
 OUTSTANDING DEPOSITS \$12.00 1
 OUTSTANDING ADDITIONS \$.00
 OUTSTANDING CHECKS \$222,458.88- 666
 OUTSTANDING DEDUCTIONS \$.00

RECONCILED BOOK BALANCE \$6,130,479.35
 ENDING STATEMENT DATE 02/17/2020 CLERK: PB

Summers

TOTALS

PRIOR MONTH ENDING BANK STATEMENT BALANCE	\$6,352,926.23	101
CLEARED DEPOSITS	\$762,403.77	4
CLEARED ADDITIONS	\$69,794.24	237
CLEARED CHECKS	\$978,469.58-	1
CLEARED DEDUCTIONS	\$3,458.66-	

CURRENT MONTH ENDING BANK STATEMENT BALANCE \$6,203,196.00

CURRENT MONTH ENDING BANK STATEMENT BALANCE	\$6,203,196.00
OUTSTANDING DEPOSITS	\$.00
OUTSTANDING ADDITIONS	\$.00
OUTSTANDING CHECKS	\$564,331.07-
OUTSTANDING DEDUCTIONS	\$.00

RECONCILED BOOK BALANCE \$5,638,864.93

ENDING STATEMENT DATE 02/29/2020

CLERK: PB

C.D. INVESTMENTS

LANDMARK BANK

FEBRUARY 2020

<u>C.D.#</u>	<u>PURCHASE DATE</u>	<u>AMOUNT</u>	<u>MAT. DATE</u>
GEN/4170808341	May 26, 2019	500,000.00	May 26, 2020
GEN/4170808333	May 26, 2019	500,000.00	May 26, 2020
Library Liddell 7830	Jan 17, 2019	7,500.00	Jan 17, 2021
Library Liddell 7822	Jan 17, 2019	7,500.00	Jan 17, 2021
Library Rosenstein 5099	Sept 12, 2017	11,000.00	Dec 12, 2020
Library Rosenstein 5198	Dec 16, 2017	8,000.00	Mar 16, 2021

INT. EARNED MONTHLY:

2-Gen CD's @ 2.34%
2-Liddell CD's @ 1.90%
2-Rosenstein CD's @ 1.05%

Interest is deposited into the Treasurer's Fund. The 2 Gen CDs' interest is deposited monthly, and the 4 Library's CDs' interest is deposited quarterly.

PROSPERITY BANK

GEN/14401708	Sept 17, 2019	250,000.00	Sept 17, 2021
--------------	---------------	------------	---------------

INT. EARNED MONTHLY:

Gen CD @ 1.85%

Interest accrues monthly and is deposited monthly with depository bank into the Treasurer's Fund.

C.D. INVESTMENTS

THE FIRST STATE BANK

FEBRUARY 2020

<u>C.D.#</u>	<u>PURCHASE DATE</u>	<u>AMOUNT</u>	<u>MAT. DATE</u>
GEN/71445	Sept 17, 2019	250,000.00	Dec 17, 2020

INT. EARNED MONTHLY:

Gen CD @ 1.50%

Interest accrues monthly and is deposited monthly with depository bank into the Treasurer's Fund.

MUENSTER STATE BANK

GEN/2254	Sept 17, 2017	250,000.00	Sept 17, 2021
----------	---------------	------------	---------------

INT. EARNED MONTHLY:

Gen CD @ 1.35%

Interest accrues monthly and is deposited monthly with depository bank into the Treasurer's Fund.

INVESTMENTS-TEXPOOL
PATTY BRENNAN, COOKE COUNTY TREASURER
FEBRUARY 2020

ACCT NAME	BALANCE FORWARD	DEPOSITS	WITH-DRAWALS	CURRENT INTEREST	ENDING BALANCE
GENERAL	\$ 7,081,613.91	\$ 200,000.00	\$ -	\$ 9,168.19	\$ 7,290,782.10
R & B -1	\$ 648,818.39	\$ 50,000.00	\$ -	\$ 874.47	\$ 699,692.86
R & B -2	\$ 314,233.79	\$ 50,000.00	\$ -	\$ 451.63	\$ 364,685.42
R & B -3	\$ 444,671.60	\$ 50,000.00	\$ -	\$ 616.52	\$ 495,288.12
R & B -4	\$ 594,001.38	\$ 100,000.00	\$ -	\$ 848.78	\$ 694,850.16
FM & L	\$ 376,380.04	\$ -	\$ -	\$ 475.68	\$ 376,855.72
STATE FUNDS	\$ 19,092.40	\$ -	\$ -	\$ 24.12	\$ 19,116.52
TJPC	\$ 13,100.94	\$ -	\$ -	\$ 16.54	\$ 13,117.48
DIST CLK PRESERVATION	\$ 10,580.03	\$ -	\$ -	\$ 13.34	\$ 10,593.37
COUNTY/DIST TECH	\$ 1,603.83	\$ -	\$ -	\$ 2.03	\$ 1,605.86
ADULT PROB	\$ 253,020.77	\$ -	\$ -	\$ 319.83	\$ 253,340.60
JUV-ISP	\$ 5,065.00	\$ -	\$ -	\$ 6.38	\$ 5,071.38
COURT REP	\$ 19,374.97	\$ -	\$ -	\$ 24.48	\$ 19,399.45
PERM IMP	\$ 1,427,138.13	\$ 25,000.00	\$ -	\$ 1,825.49	\$ 1,453,963.62
LAW ENFORCEMENT ED	\$ 10,577.81	\$ -	\$ -	\$ 13.34	\$ 10,591.15
JP-CH SECURITY	\$ 5,310.28	\$ -	\$ -	\$ 6.67	\$ 5,316.95
DIST CLK RECORDS MGMT	\$ 15,873.32	\$ -	\$ -	\$ 20.03	\$ 15,893.35
DIST CLK ARCHIVE	\$ 4,232.53	\$ -	\$ -	\$ 5.27	\$ 4,237.80
COUNTY ATTY CHECK COLLECT	\$ 2,702.91	\$ -	\$ -	\$ 3.48	\$ 2,706.39
LAW LIBRARY	\$ 116,663.70	\$ -	\$ -	\$ 147.42	\$ 116,811.12
JP TECH	\$ 27,783.42	\$ -	\$ -	\$ 35.10	\$ 27,818.52
C H SECURITY	\$ 102,724.46	\$ -	\$ -	\$ 129.85	\$ 102,854.31
REC MGMT	\$ 19,752.30	\$ -	\$ -	\$ 24.95	\$ 19,777.25
REC PRESV	\$ 904.23	\$ -	\$ -	\$ 1.16	\$ 905.39
LIBRARY	\$ 28,568.54	\$ -	\$ -	\$ 36.09	\$ 28,604.63
ARCHIVE	\$ 57,598.59	\$ -	\$ -	\$ 72.80	\$ 57,671.39
DIST ATTY FORFEITURE	\$ 31,787.45	\$ -	\$ -	\$ 40.20	\$ 31,827.65
SHERIFF FORFEITURE	\$ 105,295.96	\$ -	\$ -	\$ 133.08	\$ 105,429.04
JAIL COMMISSARY	\$ 82,453.56	\$ -	\$ -	\$ 104.20	\$ 82,557.76
2004 GO-REFUNDING	\$ 390,392.73	\$ 15,000.00	\$ 350,000.00	\$ 250.57	\$ 55,643.30
HOTEL/MOTEL TAX	\$ 188,667.42	\$ -	\$ -	\$ 238.43	\$ 188,905.85
TOTAL: TREAS FUND	\$ 12,399,984.39	\$ 490,000.00	\$ 350,000.00	\$ 15,930.12	\$ 12,555,914.51

YEAR - TO - DATE INTEREST	BAL FORWARD:	CURRENT INT.:	BALANCE:
	\$ 58,859.45	\$ 15,930.12	\$ 74,789.57

AVG. YEILD FOR FEB 2020 1.59% MKT VALUE/ SHAR| \$ 1.00

INVESTMENTS-TEX STAR
PATTY BRENNAN, COOKE COUNTY TREASURER
FEBRUARY 2020

ACCT NAME	BALANCE FORWARD	DEPOSITS	WITH-DRAWALS	CURRENT INTEREST	ENDING BALANCE
GENERAL	\$ 7,063,574.05	\$ 500,000.00	\$ -	\$ 9,204.58	\$ 7,572,778.63
R & B -1	\$ 627,992.51	\$ 25,000.00	\$ -	\$ 801.72	\$ 653,794.23
R & B -2	\$ 313,813.25	\$ -	\$ -	\$ 389.95	\$ 314,203.20
R & B -3	\$ 425,263.58	\$ -	\$ -	\$ 528.44	\$ 425,792.02
R & B -4	\$ 594,033.36	\$ 100,000.00	\$ -	\$ 823.63	\$ 694,856.99
FM & L	\$ 384,239.82	\$ -	\$ -	\$ 477.46	\$ 384,717.28
ADULT PROBATION	\$ 228,360.84	\$ -	\$ -	\$ 283.76	\$ 228,644.60
PERM IMP	\$ 1,417,165.71	\$ 50,000.00	\$ -	\$ 1,803.68	\$ 1,468,969.39
CC LIBRARY	\$ 31,394.73	\$ -	\$ -	\$ 39.01	\$ 31,433.74
JP- CH SECURITY	\$ 10,531.97	\$ -	\$ -	\$ 13.07	\$ 10,545.04
COURTHOUSE SECURITY	\$ 82,999.40	\$ -	\$ -	\$ 103.13	\$ 83,102.53
RECORDS MANAGEMENT	\$ 16,529.89	\$ -	\$ -	\$ 20.55	\$ 16,550.44
RECORDS PRESERVATION	\$ 766.47	\$ -	\$ -	\$ 0.92	\$ 767.39
ARCHIVE FEES	\$ 41,592.38	\$ -	\$ -	\$ 51.67	\$ 41,644.05
2012 GO REFUNDING	\$ 346,755.80	\$ -	\$ 300,000.00	\$ 212.93	\$ 46,968.73
STATE FEES	\$ 15,867.54	\$ -	\$ -	\$ 19.71	\$ 15,887.25
DIST ATTY FORFEITURE	\$ 26,149.35	\$ -	\$ -	\$ 32.52	\$ 26,181.87
SHERIFF FORFEITURE	\$ 101,635.74	\$ -	\$ -	\$ 126.30	\$ 101,762.04
JAIL COMMISSARY	\$ 51,093.49	\$ -	\$ -	\$ 63.47	\$ 51,156.96
HOTEL/MOTEL TAX	\$ 123,234.79	\$ -	\$ -	\$ 153.14	\$ 123,387.93
TOTAL: TREAS FUND	\$ 11,902,994.67	\$ 675,000.00	\$ 300,000.00	\$ 15,149.64	\$ 12,293,144.31

YEAR - TO - DATE INTEREST	BAL FORWARD	CURRENT INT.	BALANCE
	\$ 54,184.14	\$ 15,149.64	\$ 69,333.78

AVG. YEILD FOR FEB 2020 1.56% MKT VALUE / SHARE \$ 1.00

INVESTMENTS-LOGIC
PATTY BRENNAN, COOKE COUNTY TREASURER
FEBRUARY 2020

ACCT NAME	BALANCE FORWARD	DEPOSITS	WITH- DRAWALS	CURRENT INTEREST	ENDING BALANCE
GENERAL	\$ 3,258,602.05	\$ 1,000,000.00	\$ -	\$ 5,766.29	\$ 4,264,368.34
R & B -1	\$ 394,255.03	\$ 100,000.00	\$ -	\$ 672.36	\$ 494,927.39
R & B -2	\$ 136,955.99	\$ 100,000.00	\$ -	\$ 312.21	\$ 237,268.20
R & B -3	\$ 265,049.02	\$ 100,000.00	\$ -	\$ 491.51	\$ 365,540.53
R & B -4	\$ 391,314.28	\$ 100,000.00	\$ -	\$ 668.24	\$ 491,982.52
FM & L	\$ 105,494.02	\$ -	\$ -	\$ 147.67	\$ 105,641.69
ADULT PROBATION	\$ 158,060.90	\$ -	\$ -	\$ 221.26	\$ 158,282.16
PERM IMP	\$ 509,300.03	\$ 70,000.00	\$ -	\$ 797.23	\$ 580,097.26
LAW LIBRARY	\$ 26,283.30	\$ -	\$ -	\$ 36.78	\$ 26,320.08
COURTHOUSE SECURITY	\$ 52,747.00	\$ -	\$ -	\$ 73.82	\$ 52,820.82
RECORDS MANAGEMENT	\$ 55,538.35	\$ -	\$ -	\$ 77.75	\$ 55,616.10
ARCHIVE FEES	\$ 26,283.30	\$ -	\$ -	\$ 36.78	\$ 26,320.08
DIST ATTY FORFEITURE	\$ 26,283.30	\$ -	\$ -	\$ 36.78	\$ 26,320.08
SHERIFF FOREITURE	\$ 26,283.30	\$ -	\$ -	\$ 36.78	\$ 26,320.08
2012 GO REFUNDING	\$ 183,621.00	\$ 75,000.00	\$ -	\$ 347.38	\$ 258,968.38
TOTAL: TREAS FUND	\$ 5,616,070.87	\$ 1,545,000.00	\$ -	\$ 9,722.84	\$ 7,170,793.71

YEAR - TO - DATE INTEREST	BAL FORWARD	CURRENT INT.	BALANCE
	\$ 35,819.99	\$ 9,722.84	\$ 45,542.83

AVG. YEILD FOR FEB 2020 1.76% MKT VALU/SHARE \$ 1.00

Cooke County

Attn: Patty Brennan
 101 S. Dixon Street
 Gainesville, TX 76240

Depositor Statement

February 1, 2020 - February 29, 2020

Account #: 104791304900

Account at-a-Glance

Beginning Balance	2,002,502.79
+ Net Deposits	0.00
+ Net Accrued Interest ²	2,338.82
Ending Balance	2,004,841.61
Days In Period ⁴	29
Average Daily Balance ⁵	2,002,502.79
Net APY This Period ⁸	1.48%
Net APR This Period ⁶	1.4700%
Available Balance ⁷	2,002,502.79

Depositor Information

Website: www.ficaaccount.com

Support Center: (866) 343-5516

Account Transactions

Description	Date	Amount(USD\$)
-------------	------	---------------

No transactions in this period

Insured Depository Detail

Depository Bank	FDIC Cert#	Balance(USD\$)
Admirals Bank	27015	272.09
Allegiance Bank Texas	58629	14,281.02
Alma Bank	58424	1,490.83
American Pride Bank	58584	41.85
Ameris Bank	20504	12,050.07
Anstaff Bank	3869	15.65
Banc of California, National Association	35498	24,574.57
BancCentral National Association	4033	20.04
BancorpSouth Bank	11813	633.74
Bank Michigan	1008	758.05
Bank of Brookhaven	35439	48.09
Bank of China - New York Branch	33653	39,143.31
Bank of England	13303	12,564.33
Bank of Fayette County	10308	284.80
Bank of Lindsay	19087	26.40
Bank of Missouri	1617	14.06
Bank of New England	24540	127,316.76
Bank of the Ozarks	110	82,711.40
Bank3	15205	734.14

Depositor Statement

February 1, 2020 - February 29, 2020

Account #: 104791304900

Cooke County

Attn: Patty Brennan
101 S. Dixon Street
Gainesville, TX 76240

Depository Bank	FDIC Cert#	Balance(USD\$)
BankUnited National Association	58979	33,970.83
Bankers Bank of Kansas	27351	1,008.25
Bar Harbor Bank & Trust	11971	3,721.96
Berkshire Bank	23621	17.45
Blue Ridge Bank, National Association	35274	745.43
BoFi Federal Bank	35546	10,827.13
Boonville Federal Savings Bank	30128	19.93
Brunswick State Bank	13692	563.06
Burling Bank	27556	10.04
C US Bank	18443	4,154.45
CFBank	28263	415.83
CIBM Bank	11729	28.30
Camden National Bank	4255	47.58
Capital Bank National Association	35278	6,410.78
Capital One National Association	4297	15,803.61
Cathay Bank	18503	30,792.78
Cedar Rapids State Bank	18820	34.97
CedarStone Bank	57684	24.52
Cendera Bank National Association	3098	19.16
Centennial Bank	11241	6,985.86
CenterState Bank of Florida National Associat	33555	106.42
Central Bank	1756	15.47
Central Bank Illinois	11670	152.16
Centric Bank	7461	191.52
Citibank N.A.	7213	17,022.61
Citizens Bank	14851	15.63
Citizens Bank National Association	12309	426.60
Citizens Bank and Trust Company	4533	12.35
Clarion County Community Bank	57624	11.28
CommerceWest Bank	57176	12,073.01
Commercial Bank of Nelson	12246	83.67
Community Bank of the Bay	34210	202.72
ConnectOne Bank	57919	37,056.88
Cooperative Bank of Cape Cod	26517	13.92
Cornerstone Bank	5635	33.43
Cornerstone Bank	90282	2,462.59
Cornerstone Community Bank	58411	55.16
Covenant Bank	58502	1,203.93
Crown Bank	35480	10.14
Customers Bank	34444	18,670.44
Dedham Institution for Savings	23620	122.01
Del Norte Bank	29066	22.74
Diamond Bank	1527	80.75
Dime Bank	9888	72.28
East West Bank	31628	101,988.74
Equity Bank	25858	26,457.94
Exchange Bank	1435	436.56
Exchange Bank and Trust Company	13366	765.90
Farmers Trust and Savings Bank	12858	85.16

Depositor Statement

February 1, 2020 - February 29, 2020

Account #: 104791304900

Cooke County

Attn: Patty Brennan
101 S. Dixon Street
Gainesville, TX 76240

Depository Bank	FDIC Cert#	Balance(USD\$)
Farmers and Merchants State Bank	501	146.68
Farmers and Merchants State Bank of	1599	405.94
Federal Savings Bank	35518	49.69
Financial Federal Bank	31840	876.13
First Bank	58481	1,455.40
First Carolina Bank	35530	9,339.53
First Central Savings Bank	34969	13,161.72
First Community Bank of Bedford County	27211	49.61
First Community Bank of Western Kentucky	14735	173.44
First County Bank	18204	1,696.34
First Federal Community Bank National Associa	29787	32.94
First Financial Bank	28905	281.93
First Financial Bank National Association	6600	20.53
First Financial Bank National Association	4382	19.15
First Midwest Bank	3709	716.60
First Midwest Bank of Dexter	19001	22.10
First N.A.	4256	899.37
First National Bank of Centralia	4636	1,278.74
First National Bank of Long Island	7072	987.60
First National Bank of Mifflintown	7613	1,262.85
First National Bank of Ottawa	3719	94.70
First National Bank of Pennsylvania	7888	21,157.16
First Savings Bank Northwest	29058	4,055.89
First Sentinel Bank	31928	28.94
First State Bank	13622	433.08
First State Bank	11175	10.21
First State Bank	19163	134.68
First State Bank Nebraska	13868	22.83
First State Bank of DeQueen	21805	14.90
First Virginia Community Bank	58696	554.28
Franklin Savings Bank	19836	50.93
Franklin Synergy Bank	58714	34,909.55
Freedom National Bank	57254	22.91
GBC International Bank	22366	666.13
Garfield County Bank	18164	23.49
Gateway Bank	8730	14.86
Gold Coast Bank	58654	1,229.83
Golden Pacific Bank National Association	26881	12.39
Gorham Savings Bank	17748	5,660.20
Great Midwest Bank SSB	29657	863.40
Guardian Bank	57127	10.09
Happy State Bank	10359	24,933.65
Hardin County Bank	20993	52.58
Hardin County Savings Bank	5817	847.61
Home State Bank	14867	13.39
Horizon Bank	14327	2,342.44
Horizon Bank National Association	4360	477.70
Hyperion Bank	58371	95.56
IBERIABANK	28100	795.87

Depositor Statement

February 1, 2020 - February 29, 2020

Account #: 104791304900

Cooke County

Attn: Patty Brennan
101 S. Dixon Street
Gainesville, TX 76240

Depository Bank	FDIC Cert#	Balance(USD\$)
Independent Bank	3076	18,888.07
Inland Bank and Trust	22444	96.98
International City Bank National Association	25648	37,207.04
Investar Bank	58316	464.39
Ion Bank	18198	27.20
Israel Discount Bank of New York	19977	72,418.92
Kennett National Bank	18879	17.49
Landmark Community Bank	34982	6,432.98
Landmark National Bank	5826	51.60
Lead Bank	8283	159.74
Legends Bank	34936	13.46
Level One Bank	58604	62.90
Lewis & Clark Bank	58428	16,333.17
M.Y. Safra Bank	35154	39.42
MainStreet Bank	57742	199.09
Manufacturers Bank	18618	1,123.60
MapleMark Bank	3182	1,905.69
Mascoma Savings Bank	18013	780.61
McClave State Bank	11261	282.19
Meramec Valley Bank	19200	85.05
Merchants & Planters Bank	16464	741.42
Merchants Bank of Indiana	8056	51,955.10
Meridian Bank	57777	63,105.79
Metropolitan National Bank	34699	145,450.13
Mid Penn Bank	9889	3,633.68
MidCoast Community Bank	58498	163.85
Midwest Community Bank	19628	18.28
MutualBank	27744	59.99
New Buffalo Savings Bank A Federal Savings	31257	341.80
NewBank	58203	166.31
Newburyport Five Cents Savings Bank	90251	348.96
North Side Bank and Trust Company	9457	51.89
Northern Bank & Trust Company	18266	12,813.60
Ohio Valley Bank Company	384	573.36
One American Bank	6078	27.73
Open Bank	57944	18.99
Opportunity Bank of Montana	30182	1,115.03
Optima Bank & Trust Company	58699	37.49
OptimumBank	35430	14.92
Pacific Coast Bankers Bank	34252	192.29
Pacific Enterprise Bank	58415	3,432.19
Pacific Mercantile Bank	34940	1,692.94
Paducah Bank and Trust Company	16664	25.58
Park National Bank	6653	10.51
Peapack-Gladstone Bank	11035	1,527.04
Peoples Bank	27398	11.65
Piedmont Bank	58374	102.86
Pilot Bank	27045	26.10
Pinnacle Bank	10634	60.26

Depositor Statement

February 1, 2020 - February 29, 2020

Account #: 104791304900

Cooke County

Attn: Patty Brennan
101 S. Dixon Street
Gainesville, TX 76240

Depository Bank	FDIC Cert#	Balance(USD\$)
Pioneer Bank	19540	68.66
Preferred Bank	33539	30,109.26
Premier Bank	34384	1,213.37
Prime Alliance Bank	57920	507.08
PrimeSouth Bank	5694	1,978.21
PrivateBank and Trust Company	33306	5,554.60
Progress Bank and Trust	58719	24.65
PromiseOne Bank	58657	380.07
Providence Bank	1643	107.86
Provident Bank	90141	354.75
Reading Co-operative Bank	26620	1,326.50
Redstone Bank	58826	40.96
Reliant Bank	58366	1,208.27
RiverBend Bank	26708	83.46
Riverview Bank	7598	284.01
Riverwind Bank	15035	161.42
SaviBank	57978	35,933.09
Savoy Bank	58641	181.82
Schuyler Savings Bank	30072	10.16
Seaside National Bank & Trust	58328	613.03
Security Bank	5424	225.51
Security Bank	4178	13.41
Security Bank and Trust Company	9172	670.17
Security First Bank	5415	155.55
ServisFirst Bank	57993	21.88
Signature Bank	57053	16,811.60
Simmons First National Bank	3890	75.72
SouthEast Bank	57348	2,955.20
Southside Bank	18297	361.08
St. Henry Bank	9871	573.58
Stockmans Bank	12285	47.69
SunTrust Bank	867	1,114.91
Sussex Bank	22221	604.79
Texana Bank National Association	3302	1,023.12
Texas Capital Bank National Association	34383	22,937.40
Texas Citizens Bank National Association	58319	83.01
Third Coast Bank SSB	58716	40,484.02
TriState Capital Bank	58457	183,795.43
Uinta Bank	1167	616.45
Union Savings and Loan Association	27752	22.20
United Bank	22858	27,014.58
Univest Bank and Trust Co.	7759	89.80
Valley National Bank	9396	199,348.81
Valliance Bank	57841	271.24
Washington Trust Company of Westerly	23623	76,810.23
Webster Five Cents Savings Bank	90297	52.94
West Gate Bank	19850	112,303.17
Western Alliance Bank	57512	1,638.22
Woori America Bank	24920	3,089.85

Depositor Statement

February 1, 2020 - February 29, 2020

Account #: 104791304900

Cooke County

Attn: Patty Brennan
101 S. Dixon Street
Gainesville, TX 76240

Depository Bank	FDIC Cert#	Balance(USD\$)
Aggregate Net Accrued Interest ³		2,338.82

<i>Total</i>	2,004,841.61
--------------	--------------

Disclosure Information

¹ The Federally Insured Cash Account ("FICA®") is not a member of the Federal Deposit Insurance Corporation ("FDIC"), but the banks in which the money is deposited are FDIC members. The FDIC is an independent agency of the U.S. government that protects the funds depositors place in FDIC insured institutions. FDIC deposit insurance is backed by the full faith and credit of the U.S. government.

² Net Accrued Interest is the estimated amount of the accrued interest earned for the current month less any FICA Fee with respect to such interest. Net Accrued Interest cannot be withdrawn from the account until it is credited to the account. There is no guarantee that the account holder will receive the full amount as stated. Refer to the U.S. Bank Custodial Statement, provided via ficsaccount.com, for further details regarding interest earned and fees charged. Net Accrued Interest is for informational purposes only.

³ Aggregate Net Accrued Interest is the sum of the current month's Net Accrued Interest and any prior period Net Accrued Interest not yet paid.

⁴ Days In Period ("DIP") is the number of days in the period beginning on, and including the later of, the first day of the month or the business day an initial deposit is received by the FICA Custodian if received on or before 3:00PM EST or the business day immediately following if received after 3:00PM EST, and ending on, and including, the last day of the month. DIP does not include any date on which the balance is zero.

⁵ Average Daily Balance is the sum of the beginning balance plus any deposits less any withdrawals averaged across number of days in DIP.

⁶ Net APR This Period is the annualized rate that reflects the relationship between the net interest received plus any Net Accrued Interest and the Average Daily balance for the statement period. Current yield may be lower or higher than what is stated.

⁷ Available Balance reflects the amount that can be withdrawn as of the date of the statement. This balance is the Ending Balance less the Aggregate Net Accrued Interest amount.

⁸ The APY (annual percentage yield) is based on an APR (annual percentage rate) for the period indicated as reported by StoneCastle. Current yield may be lower or higher than what is stated due to changes in market or business conditions.

*Interest will not accrue for balances of \$1,000.00 or lower.

We encourage you to compare the information provided in our statement with the U.S. Bank custody statement. You may access the U.S. Bank custody statement by calling 1-866-343-5516.

StoneCastle Cash Management, LLC is an SEC Registered Investment Advisor. StoneCastle Cash Management, LLC is an affiliate of StoneCastle Partners, LLC, a leading asset management and financial services company dedicated to investing and serving the community banking sector. Performance data shown represents past performance, and is no guarantee of future results. Rates may change without notice. Please read the Terms and Conditions relating to the FICA® program for more complete information and the governing terms of the account. Review your statement for accuracy. If you have any questions regarding your account, contact a FICA® representative. Registration with the SEC does not imply a particular level of skill or training.



3 March 2020

COOKE COUNTY
0
101 S DIXON ST
GAINESVILLE, TX 76240-4729

COLLATERAL REPORT as of: 29 February 2020

Pledgee Code: COKC

Demand Deposit Balance: \$7,603,748.50

C.D. Balance \$1,015,000.00

Amount in Excess of FDIC Ins: \$8,118,748.50

Required Pledge Amount: \$8,930,623.35

See attached detail report for amount and description of securities pledged to account.

Total Pledged Par Amount: \$9,271,380.00

Total Collateral Market Value*: \$9,705,369.00

Total Other Collateral: \$ 0.00

**Prices were obtained within five (5) days of the date of this report.*

FDIC Insurance is calculated by FDIC rules

- Pricing supplied by various third party sources including INTERACTIVE DATA and BLOOMBERG INFORMATION SERVICES. Certain infrequently traded Municipal Securities may be priced by utilizing a pricing matrix derived from the current Municipal yield curve.*
- Prices provided are indications only, and although derived from sources we believe reliable, they are not considered all-inclusive.*

All securities are held at Raymond James.

Reportfolio

Simmons First National Bank, Pine Bluff, AR

Published: 3/2/2020 2:1:39 PM

Management Report
Pledged To: COOKE COUNTY

Date: 29-Feb-20
Section V-C Page: 158

Safekeeping

Code	Cusip	Description	Pool	Moody	Original Face	Pledged	Pledged	Par Value	Pledged	Pledged
Location	Trans#	Maturity	Coupon	Sid/Poor	Percent	Original Face Value	Par Value	Book Value	Market Value	
FRSL	3140X5C68	FNMA Pool #FM1892	FM1892		32.50%	\$6,500,000.00	\$6,193,552.30	\$6,345,050.55	\$6,479,260.87	
	538973202001030	1/1/2047	3.000							
	FEDERAL RESERVE BANK, ST. AFS									
FRSL	3132DMBC8	FHLMC Pool #SD0035	SD0035		13.57%	\$2,850,000.00	\$2,580,065.50	\$2,647,411.24	\$2,703,857.04	
	535440201912061	4/1/2047	3.000							
	FEDERAL RESERVE BANK, ST. AFS									
	2 MBS - Fixed Rate									
FRSL	3137FR5D9	FHR 4949 CD				\$20,000,000.00	\$497,762.65	\$511,075.92	\$522,250.78	
	541265202001310	9/25/2038	3.000		2.50%	\$500,000.00	\$497,762.65	\$511,075.92	\$522,250.78	
	FEDERAL RESERVE BANK, ST. AFS									
	1 CMOs - Fixed Rate									
Total Pledged	3	COOKE COUNTY				\$9,850,000.00	\$9,271,380.44	\$9,503,537.71	\$9,705,368.68	
						\$0.00	\$0.00	\$0.00	\$0.00	
						\$0.00	\$9,271,380.44	\$9,503,537.71	\$9,705,368.68	

** If no data is shown, then there are no pledges for the current period.

PAGE 1 02/14/20 19:21:51
 ACTIVITY BAPN032N
 02/14/20 CC1 PROD

FEDERAL RESERVE BANK PLEDGEE

DISTRB PT J1
 CYCLE DATE 02-14-2020

PLEDGEE: COOKE COUNTY J7BM INSTITUTION ID: #J7BM
 100 S. DIXON
 RM. 106

GAINESVILLE TX 76240

PAR BAL	BVF	BOOK VALUE	PAR AMOUNT	CLOSING
HOLDER : 081500862 - SIMMONS PB AR RESP FRB:H1				
ACCOUNT: J7BM - *COOKE COUNTY				
CUSIP #	TRANSACTION ID		PAR AMOUNT	CLOSING
3132DMBC8	FEP	03.000 CLSD0035		
.00	0.9168752300	.00		
	0214 H1MERGER	000154	2,850,000.00-	
3137FR5D9	FERM	4949CD 09/25/38		
.00	1.0000000000	.00		
	0214 H1MERGER	000155	500,000.00-	
3140X5C68	FNMS	03.000 CLFM1892		
.00	0.9621977900	.00		
	0214 H1MERGER	000156	6,500,000.00-	
HOLDER : 082900432 - SIMMONS PB AR RESP FRB:H2				
ACCOUNT: J7BM - *COOKE COUNTY				
CUSIP #	TRANSACTION ID		PAR AMOUNT	CLOSING
3132DMBC8	FEP	03.000 CLSD0035		
2,850,000.00	0.9168752300	2,613,094.41		
	0214 H1MERGER	000154	2,850,000.00+	
3137FR5D9	FERM	4949CD 09/25/38		
500,000.00	1.0000000000	500,000.00		
	0214 H1MERGER	000155	500,000.00+	
3140X5C68	FNMS	03.000 CLFM1892		
6,500,000.00	0.9621977900	6,254,285.64		
	0214 H1MERGER	000156	6,500,000.00+	

PAGE 1 02/28/20 19:26:08
HOLDINGS BAPN032N
CC1 PROD

FEDERAL RESERVE BANK PLEDGEE

DISTRB PT J1
AS OF CLOSE OF BUSINESS 02-28-2020

PLEDGEE: COOKE COUNTY
100 S. DIXON
RM. 106

J7BM INSTITUTION ID: #J7BM

GAINESVILLE TX 76240

HOLDER : 082900432 - SIMMONS PB AR

RESP FRB:H2

ACCOUNT: J7BM - *COOKE COUNTY

CUSIP #

BVF

PAR

BALANCE	BOOK VALUE		
3132DMBC8	FEP 03.000 CLSD0035	04-01-47	0.9052861400
2,850,000.00			
3137FR5D9	FERM 4949CD	09/25/38 09-25-38	0.9955252900
500,000.00			
3140X5C68	FNMS 03.000 CLFM1892	01-01-47	0.9528542000
6,500,000.00			
			SUBTOTAL :
9,850,000.00		9,271,380.45	
			GRAND TOTAL :
9,850,000.00		9,271,380.45	

COMBINED STATEMENT OF CASH POSITION FOR FEBRUARY

FUND NAME	CHECKING ACCOUNT	CHECKING AMOUNT	TDOA ACCOUNT	TDOA AMOUNT	FUND TOTAL
2020 001 GENERAL	TREAS FUND	2,991,361.84	TEXPOOL LOGIC TEXSTAR STONE CERT DEPOS	7,290,782.10 4,264,368.34 7,572,778.63 2,004,841.61 1,750,000.00	25,874,132.52
2020 011 ROAD & BRIDGE 1	TREAS FUND	528,401.57	TEXPOOL LOGIC TEXSTAR STONE	699,692.86 494,927.39 653,794.23	2,376,816.05
2020 012 ROAD & BRIDGE 2	TREAS FUND	498,808.17	TEXPOOL LOGIC TEXSTAR	364,685.42 237,268.20 314,203.20	1,414,964.99
2020 013 ROAD & BRIDGE 3	TREAS FUND	487,580.48	TEXPOOL LOGIC TEXSTAR	495,288.12 365,540.53 425,792.02	1,774,201.15
2020 014 ROAD & BRIDGE 4	TREAS FUND	449,652.50	TEXPOOL LOGIC TEXSTAR	694,850.16 491,982.52 694,856.99	2,331,342.17
2020 018 CERTZ TIF	TREAS FUND		TEXPOOL LOGIC		
2020 019 FM & LATERAL	TREAS FUND	24,491.64	TEXPOOL LOGIC TEXSTAR	376,855.72 105,641.69 384,717.28	891,706.33
2020 020 TJPC	TREAS FUND	39,732.61	TEXPOOL LOGIC TEXSTAR	13,117.48	52,850.09
2020 021 JUVENILE PROB-ISP	TREAS FUND	7,437.25	TEXPOOL LOGIC TEXSTAR	5,071.38	12,508.63
2020 022 JUVENILE PROBATION	TREAS FUND	16,579.94	TEXPOOL LOGIC		16,579.94
2020 023 JUVENILE PROB. IV-E	TREAS FUND	100.57	TEXPOOL LOGIC TEXSTAR		100.57
2020 024 JUVENILE DELINQUENCY PREVENTN	TREAS FUND		TEXPOOL LOGIC TEXSTAR		
2020 028 ADULT PROBATION	TREAS FUND	14,589.12	TEXPOOL LOGIC TEXSTAR	253,340.60 158,282.16 228,644.60	654,856.48
2020 029 COMMUNITY CORRECTIONS	TREAS FUND	859.54-	TEXPOOL LOGIC		859.54-
2020 031 CONTRACT ELECTIONS	TREAS FUND	8,718.40	TEXPOOL LOGIC		

FUND NAME	CHECKING ACCOUNT	CHECKING AMOUNT	TDOA ACCOUNT	TDOA AMOUNT	FUND TOTAL
2020 032 DISTRICT CLERK PRESERVATION	TREAS FUND	713.45	TEXPOOL LOGIC	10,593.37	11,306.82
2020 033 COUNTY/DISTRICT TECHNOLOGY	FTREAS FUND	7,426.19	TEXPOOL LOGIC	1,605.86	9,032.05
2020 034 COURT REPORTER	TREAS FUND	14,731.62	TEXPOOL LOGIC	19,399.45	34,131.07
2020 035 PERMANENT IMPROVEMENT	TREAS FUND	116,533.71	TEXPOOL LOGIC	1,453,963.62	3,619,563.98
			TEXPOOL LOGIC	580,097.26	
			TEXSTAR	1,468,969.39	
			STONE		
2020 037 LAW ENFORCEMENT ED	TREAS FUND	10,643.20	TEXPOOL LOGIC	10,591.15	21,234.35
2020 038 JP TECH	TREAS FUND	23,325.41	TEXPOOL LOGIC	27,818.52	51,143.93
2020 040 LAW LIBRARY	TREAS FUND	29,211.56	TEXPOOL LOGIC	116,811.12	172,342.76
			TEXSTAR	26,320.08	
2020 041 CC LIBRARY FUND	TREAS FUND	18,523.90	TEXPOOL LOGIC	28,604.63	78,562.27
			TEXSTAR	31,433.74	
2020 042 CC HISTORICAL COMM.	TREAS FUND	3,570.05	TEXPOOL LOGIC	5,316.95	3,570.05
2020 043 JP COURTHOUSE SECURITY	TREAS FUND	10,934.92	TEXSTAR	10,545.04	26,796.91
2020 044 COURTHOUSE SECURITY	TREAS FUND	25,809.64	TEXPOOL LOGIC	102,854.31	264,587.30
			TEXSTAR	52,820.82	
			TEXSTAR	83,102.53	
2020 045 FLOOD DAMAGE	TREAS FUND		TEXPOOL LOGIC		
2020 046 CHAPTER 19	TREAS FUND	730.64-	TEXPOOL		730.64-
2020 047 CC RECORDS MANAGEMENT	TREAS FUND	2,307.24	TEXPOOL		2,307.24
2020 048 COUNTY RECORDS MANAGEMENT	TREAS FUND	12,809.79	TEXPOOL LOGIC	19,777.25	104,753.58
			TEXSTAR	55,616.10	
			TEXSTAR	16,550.44	

FUND NAME	CHECKING ACCOUNT	CHECKING AMOUNT	TDOA ACCOUNT	TDOA AMOUNT	FUND TOTAL
2020 049 CC RECORDS PRESERVATION	TREAS FUND	18,539.77-	TEXPOOL LOGIC	905.39	16,866.99-
2020 050 DIST CLERK RECORDS MANAGEMENT	TREAS FUND	18,115.89	TEXPOOL LOGIC	767.39	34,009.24
2020 051 DISTRICT CLERK ARCHIVE	TREAS FUND	20,049.55	TEXSTAR	15,893.35	
2020 052 COUNTY CLERK ARCHIVE FEE	TREAS FUND	36,029.56	TEXSTAR	4,237.80	24,287.35
2020 053 CA CHECK COLLECTING	TREAS FUND	985.65	TEXPOOL LOGIC	57,571.39	161,665.08
2020 054 DA CHECK COLLECTING	TREAS FUND	150.34	TEXSTAR	26,320.08	3,692.04
2020 055 CO ATTY FORFEITURE	TREAS FUND	150.34	TEXSTAR	41,644.05	150.34
2020 056 DISTRICT ATTY FORFEITURE	TREAS FUND	6,899.84	TEXSTAR	2,706.39	91,229.44
2020 057 D A SEIZURE FUND	TREAS FUND	100,294.26	TEXSTAR	26,181.87	100,294.26
2020 058 SHERIFF FORFEITURE	TREAS FUND	12,687.40	TEXSTAR	31,827.65	246,198.56
2020 059 JAIL COMMISSARY	TREAS FUND	23,151.38	TEXSTAR	26,320.08	156,866.10
2020 061 2004 GO REFUNDING DEBT SERVITREAS FUND	TREAS FUND	139,181.58	TEXSTAR	101,762.04	500,761.99
2020 088 STATE FEES	TREAS FUND	71,706.65	TEXSTAR	82,557.76	106,710.42
2020 090 OFFICER'S TRUST	TREAS FUND		TEXSTAR	51,156.96	
2020 091 LIBRARY TRUST - LIDDELL	TREAS FUND	1,083.24	TEXSTAR	19,116.52	16,083.24
2020 092 LIBRARY TRUST - ROSENSTEIN	TREAS FUND	473.96	TEXSTAR	15,887.25	19,473.96
2020 098 PAYROLL CLEARING	PAYROLL	1,129,101.84	TEXSTAR	15,000.00	1,129,101.84
2020 100 CHILD ABUSE PREVENTION FUND	TREAS FUND	461.79	TEXSTAR	19,000.00	461.79

DATE 03/10/2020 TIME 11:21

COMBINED STATEMENT OF CASH POSITION FOR FEBRUARY

GEL102 PAGE 4

FUND NAME	CHECKING ACCOUNT	CHECKING AMOUNT	TDOA ACCOUNT	TDOA AMOUNT	FUND TOTAL
2020 101 PRETRIAL DIVERSION	TREAS FUND	13,720.03	TEXPOOL LOGIC	188,905.85	13,720.03
2020 102 HOTEL OCCUPANCY TAX FUND	TREAS FUND	25,140.33	TEXSTAR	123,387.93	337,434.11
TOTAL		6,923,098.11		35,808,694.14	42,731,792.25

CHECK ACCOUNT

CHECK

ACCOUNT BALANCE - TREAS FUND

5,793,996.27

ACCOUNT BALANCE - PAYROLL

1,129,101.84

TOTAL

6,923,098.11

TDOA ACCOUNT

TDOA

ACCOUNT BALANCE - TEXPOOL

12,555,914.51

ACCOUNT BALANCE - LOGIC

7,170,793.71

ACCOUNT BALANCE - TEXSTAR

12,293,144.31

ACCOUNT BALANCE - STONE

2,004,841.61

ACCOUNT BALANCE - CERT DEPOS

1,784,000.00

TOTAL

35,808,694.14

ACCOUNT NAME	BEGINNING CASH BALANCE	CASH RECEIPTS	CASH DISBURSEMENTS	ENDING CASH BALANCE
2020 001 GENERAL	4,185,394.13	3,201,531.89	4,395,564.18	2,991,361.84
CASH - GENERAL FUND	4,802.66	.00	.00	4,802.66
CASH ON HAND	7,081,613.91	209,168.19	.00	7,290,782.10
CASH INVESTED - TEXPOOL	3,258,602.05	1,005,766.29	.00	4,264,368.34
CASH INVESTED - LOGIC	7,063,574.05	509,204.58	.00	7,572,778.63
CASH INVESTED - TEXSTAR	2,002,502.79	2,338.82	.00	2,004,841.61
CASH INVESTED - STONE CASTLE	.00	.00	.00	.00
T-BILLS - INVESTMENTS	1,750,000.00	.00	.00	1,750,000.00
CASH INVESTMENT-CD	25,346,489.59	4,928,009.77	4,395,564.18	25,878,935.18
FUND TOTALS				

ACCOUNT NAME	BEGINNING CASH BALANCE	CASH RECEIPTS	CASH DISBURSEMENTS	ENDING CASH BALANCE
2020 011 ROAD & BRIDGE 1	655,070.30	319,311.09	445,979.82	528,401.57
CASH - ROAD & BRIDGE # 1	648,818.39	50,874.47	.00	699,692.86
CASH INVESTED - TEXPOOL	194,255.03	100,672.36	.00	494,927.39
CASH INVESTED - LOGIC	627,992.51	25,801.72	.00	653,794.23
CASH INVESTED - TEXSTAR	.00	.00	.00	.00
STONE CASTLE	.00	.00	.00	.00
T-BILL INVESTMENTS	2,326,136.23	496,659.64	445,979.82	2,376,816.05
FUND TOTALS				

ACCOUNT NAME	BEGINNING CASH BALANCE	CASH RECEIPTS	CASH DISBURSEMENTS	ENDING CASH BALANCE
2020 012 ROAD & BRIDGE 2	615,484.68	319,110.86	435,787.37	498,808.17
CASH - ROAD & BRIDGE # 2	314,233.79	50,451.63	.00	364,685.42
CASH INVESTED - TEXPOOL	136,955.99	100,312.21	.00	237,268.20
CASH INVESTED - LOGIC	313,813.25	389.95	.00	314,203.20
CASH INVESTED - TEXSTAR	.00	.00	.00	.00
T-BILL INVESTMENTS	1,380,487.71	470,264.65	435,787.37	1,414,964.99
FUND TOTALS				

ACCOUNT NAME	BEGINNING CASH BALANCE	CASH RECEIPTS	CASH DISBURSEMENTS	ENDING CASH BALANCE
2020 013 ROAD & BRIDGE 3	627,509.80	319,116.32	459,045.64	487,580.48
CASH - ROAD & BRIDGE # 3	444,671.60	50,616.52	.00	495,288.12
CASH INVESTED - TEXPOOL	265,049.02	100,491.51	.00	365,540.53
CASH INVESTED - LOGIC	425,263.58	528.44	.00	425,792.02
CASH INVESTED - TEXSTAR	.00	.00	.00	.00
T-BILL INVESTMENTS	1,762,494.00	470,752.79	459,045.64	1,774,201.15
FUND TOTALS				

ACCOUNT NAME	BEGINNING CASH BALANCE	CASH RECEIPTS	CASH DISBURSEMENTS	ENDING CASH BALANCE
2020 014 ROAD & BRIDGE 4	694,284.24	330,114.00	564,745.74	449,552.50
CASH - ROAD & BRIDGE # 4	594,001.38	100,848.78	.00	694,850.16
CASH INVESTED - TEXPOOL	291,314.28	150,668.24	50,000.00	491,982.52
CASH INVESTED - LOGIC	594,033.36	100,823.63	.00	694,856.99
CASH INVESTED - TEXSTAR	.00	.00	.00	.00
T-BILL INVESTMENTS	2,273,633.26	672,454.65	614,745.74	2,331,342.17
FUND TOTALS				

ACCOUNT NAME	BEGINNING CASH BALANCE	CASH RECEIPTS	CASH DISBURSEMENTS	ENDING CASH BALANCE
2020 018 CERTZ TIF	.00	.00	.00	.00
CASH - CERTZ TIF	.00	.00	.00	.00
CASH INVESTED	.00	.00	.00	.00
CASH INVESTED - LOGIC	.00	.00	.00	.00
T-BILL INVESTMENT	.00	.00	.00	.00
FUND TOTALS				

ACCOUNT NAME	BEGINNING CASH BALANCE	CASH RECEIPTS	CASH DISBURSEMENTS	ENDING CASH BALANCE
2020 019 FM & LATERAL	108,490.89	1,024.56	85,023.81	24,491.64
CASH - F M & LATERAL	376,380.04	475.68	.00	376,855.72
CASH INVESTED	105,494.02	147.67	.00	105,641.69
CASH INVESTED - LOGIC	384,239.82	477.46	.00	384,717.28
CASH INVESTED - TEXSTAR	.00	.00	.00	.00
FUND TOTALS				

ACCOUNT NAME	BEGINNING CASH BALANCE	CASH RECEIPTS	CASH DISBURSEMENTS	ENDING CASH BALANCE
T-BILL INVESTMENT	.00	.00	.00	.00
FUND TOTALS	974,604.77	2,125.37	85,023.81	891,706.33

2020 020 TJPC				
CASH - T.J.P.C.	5,361.24	53,151.28	18,779.91	39,732.61
CASH INVESTED	13,100.94	16.54	.00	13,117.48
CASH INVESTED - LOGIC	.00	.00	.00	.00
CASH INVESTED - TEXSTAR	.00	.00	.00	.00
FUND TOTALS	18,462.18	53,167.82	18,779.91	52,850.09

2020 021 JUVENILE PROB-ISP				
CASH - JUVENILE PROBATION	7,421.87	15.38	.00	7,437.25
INVESTMENTS	5,065.00	6.38	.00	5,071.38
CASH INVESTED - LOGIC	.00	.00	.00	.00
CASH INVESTED - TEXSTAR	.00	.00	.00	.00
FUND TOTALS	12,486.87	21.76	.00	12,508.63

2020 022 JUVENILE PROBATION				
CASH - JUV. PROB. DIV	16,286.45	293.49	.00	16,579.94
INVESTMENTS	.00	.00	.00	.00
FUND TOTALS	16,286.45	293.49	.00	16,579.94

2020 023 JUVENILE PROB. IV-E				
CASH - IV-E	100.39	.18	.00	100.57
CASH INVESTED	.00	.00	.00	.00
CASH INVESTED - LOGIC	.00	.00	.00	.00
CASH INVESTED - TEXSTAR	.00	.00	.00	.00
FUND TOTALS	100.39	.18	.00	100.57

2020 024 JUVENILE DELINQUENCY PREVENTN				
CASH - JUVENILE DELINQUENCY PR	.00	.00	.00	.00
INVESTMENTS	.00	.00	.00	.00
CASH INVESTED - LOGIC	.00	.00	.00	.00
CASH INVESTED - TEXSTAR	.00	.00	.00	.00
FUND TOTALS	.00	.00	.00	.00

2020 028 ADULT PROBATION				
CASH - ADULT PROBATION	11,691.83	33,184.50	30,287.21	14,589.12
CASH ON HAND	75.00	.00	.00	75.00
CASH INVESTED - TEXPOOL	253,020.77	319.83	.00	253,340.60
CASH INVESTED - LOGIC	158,060.90	221.26	.00	158,282.16
CASH INVESTED - TEXSTAR	228,360.84	283.76	.00	228,644.60
FUND TOTALS	651,209.34	34,009.35	30,287.21	654,931.48

2020 029 COMMUNITY CORRECTIONS				
CASH - COMMUNITY CORRECTI	4,324.78	.00	5,184.32	859.54
INVESTMENTS	.00	.00	.00	.00
CASH INVESTED - LOGIC	.00	.00	.00	.00
FUND TOTALS	4,324.78	.00	5,184.32	859.54

2020 031 CONTRACT ELECTIONS				
CASH - CONTRACT ELECTIONS	8,700.35	18.04	.00	8,718.40
CASH INVESTED - TEXPOOL	.00	.00	.00	.00
CASH INVESTED - LOGIC	.00	.00	.00	.00
FUND TOTALS	8,700.35	18.04	.00	8,718.40

2020 032 DISTRICT CLERK PRESERVATION				
CASH - DISTRICT CLERK PRESVATI	1,692.94	343.54	1,323.03	713.45

ACCOUNT NAME	BEGINNING CASH BALANCE	CASH RECEIPTS	CASH DISBURSEMENTS	ENDING CASH BALANCE
INVESTMENTS	10,580.03	13.34	.00	10,593.37
CASH INVESTED - LOGIC	.00	.00	.00	.00
CASH INVESTED - TEXSTAR	.00	.00	.00	.00
FUND TOTALS	12,272.97	356.88	1,323.03	11,306.82

ACCOUNT NAME	BEGINNING CASH BALANCE	CASH RECEIPTS	CASH DISBURSEMENTS	ENDING CASH BALANCE
INVESTMENTS	7,295.32	130.87	.00	7,426.19
CASH INVESTED - LOGIC	1,603.83	2.03	.00	1,605.86
CASH INVESTED - TEXSTAR	.00	.00	.00	.00
FUND TOTALS	8,899.15	132.90	.00	9,032.05

ACCOUNT NAME	BEGINNING CASH BALANCE	CASH RECEIPTS	CASH DISBURSEMENTS	ENDING CASH BALANCE
INVESTMENTS	14,450.41	808.69	527.48	14,731.62
CASH INVESTED - LOGIC	19,374.97	24.48	.00	19,399.45
CASH INVESTED - TEXSTAR	.00	.00	.00	.00
FUND TOTALS	33,825.38	833.17	527.48	34,131.07

ACCOUNT NAME	BEGINNING CASH BALANCE	CASH RECEIPTS	CASH DISBURSEMENTS	ENDING CASH BALANCE
INVESTMENTS	231,281.47	130,252.24	245,000.00	116,533.71
CASH INVESTED - TEKPOOL	1,427,138.13	26,825.49	.00	1,453,963.62
CASH INVESTED - LOGIC	509,300.03	95,797.23	25,000.00	580,097.26
CASH INVESTED - TEXSTAR	1,417,165.71	51,803.58	.00	1,468,969.39
STONE CASTLE	.00	.00	.00	.00
T-BILL INVESTMENTS	.00	.00	.00	.00
FUND TOTALS	3,584,885.34	304,678.64	270,000.00	3,619,563.98

ACCOUNT NAME	BEGINNING CASH BALANCE	CASH RECEIPTS	CASH DISBURSEMENTS	ENDING CASH BALANCE
INVESTMENTS	4,426.55	8,156.65	1,940.00	10,643.20
CASH INVESTED	10,577.81	13.34	.00	10,591.15
CASH INVESTED - LOGIC	.00	.00	.00	.00
CASH INVESTED - TEXSTAR	.00	.00	.00	.00
FUND TOTALS	15,004.36	8,169.99	1,940.00	21,234.35

ACCOUNT NAME	BEGINNING CASH BALANCE	CASH RECEIPTS	CASH DISBURSEMENTS	ENDING CASH BALANCE
INVESTMENTS	32,542.24	994.74	10,211.57	23,325.41
CASH INVESTED	27,783.42	35.10	.00	27,818.52
CASH INVESTED - LOGIC	.00	.00	.00	.00
CASH INVESTED - TEXSTAR	.00	.00	.00	.00
FUND TOTALS	60,325.66	1,029.84	10,211.57	51,143.93

ACCOUNT NAME	BEGINNING CASH BALANCE	CASH RECEIPTS	CASH DISBURSEMENTS	ENDING CASH BALANCE
INVESTMENTS	28,209.49	1,485.07	483.00	29,211.56
CASH INVESTED	116,663.70	147.42	.00	116,811.12
CASH INVESTED - LOGIC	26,283.30	36.78	.00	26,320.08
CASH INVESTED - TEXSTAR	.00	.00	.00	.00
FUND TOTALS	171,156.49	1,669.27	483.00	172,342.76

ACCOUNT NAME	BEGINNING CASH BALANCE	CASH RECEIPTS	CASH DISBURSEMENTS	ENDING CASH BALANCE
INVESTMENTS	16,956.78	1,820.09	252.97	18,523.90
CASH INVESTED	28,568.54	36.09	.00	28,604.63
CASH INVESTED - LOGIC	.00	.00	.00	.00
CASH INVESTED - TEXSTAR	31,394.73	39.01	.00	31,433.74
T-BILL INVESTMENTS	.00	.00	.00	.00
FUND TOTALS	76,920.05	1,895.19	252.97	78,562.27

ACCOUNT NAME	BEGINNING CASH BALANCE	CASH RECEIPTS	CASH DISBURSEMENTS	ENDING CASH BALANCE
INVESTMENTS	3,562.68	7.37	.00	3,570.05
CASH INVESTED	.00	.00	.00	.00
CASH INVESTED - LOGIC	.00	.00	.00	.00
CASH INVESTED - TEXSTAR	.00	.00	.00	.00
FUND TOTALS	3,562.68	7.37	.00	3,570.05

ACCOUNT NAME	BEGINNING CASH BALANCE	CASH RECEIPTS	CASH DISBURSEMENTS	ENDING CASH BALANCE
--------------	------------------------	---------------	--------------------	---------------------

2020 043 JP COURTHOUSE SECURITY	10,681.53	253.39	.00	10,934.92
CASH - JP COURTHOUSE SECURITY	5,310.28	6.67	.00	5,316.95
CASH INVESTED - LOGIC	.00	.00	.00	.00
CASH INVESTED - TEXSTAR	10,531.97	13.07	.00	10,545.04
FUND TOTALS	26,523.78	273.13	.00	26,796.91

2020 044 COURTHOUSE SECURITY	26,304.21	1,970.73	2,465.30-	25,809.64
CASH - COURTHOUSE SECURITY	102,724.46	129.85	.00	102,854.31
CASH INVESTED - LOGIC	52,747.00	73.82	.00	52,820.82
CASH INVESTED - TEXSTAR	82,999.40	103.13	.00	83,102.53
FUND TOTALS	264,775.07	2,277.53	2,465.30-	264,587.30

2020 045 FLOOD DAMAGE	.00	.00	.00	.00
CASH - FLOOD DAMAGE	.00	.00	.00	.00
CASH INVESTED - TEXPOOL	.00	.00	.00	.00
CASH INVESTED - LOGIC	.00	.00	.00	.00
FUND TOTALS	.00	.00	.00	.00

2020 046 CHAPTER 19	264.94-	.00	465.70-	730.64-
CASH - CHAPTER 19	.00	.00	.00	.00
INVESTMENTS	264.94-	.00	465.70-	730.64-
FUND TOTALS	.00	.00	.00	.00

2020 047 CC RECORDS MANAGEMENT	2,282.05	25.19	.00	2,307.24
CASH - CC RECORDS MANAGEMENT	.00	.00	.00	.00
INVESTMENTS - TEXPOOL	2,282.05	25.19	.00	2,307.24
FUND TOTALS	.00	.00	.00	.00

2020 048 COUNTY RECORDS MANAGEMENT	15,486.35	1,088.15	3,764.71-	12,809.79
CASH - RECORDS MANAGEMENT	19,752.30	24.95	.00	19,777.25
CASH INVESTED - TEXPOOL	55,538.35	77.75	.00	55,616.10
CASH INVESTED - LOGIC	16,529.89	20.55	.00	16,550.44
CASH INVESTED - TEXSTAR	107,306.89	1,211.40	3,764.71-	104,753.58
FUND TOTALS	.00	.00	.00	.00

2020 049 CC RECORDS PRESERVATION	26,921.77-	8,382.00	.00	18,539.77-
CASH - RECORDS PRESERVATION	904.23	1.16	.00	905.39
CASH INVESTED - TEXPOOL	.00	.00	.00	.00
CASH INVESTED - LOGIC	766.47	.92	.00	767.39
CASH INVESTED - TEXSTAR	25,251.07-	8,384.08	.00	16,866.99-
FUND TOTALS	.00	.00	.00	.00

2020 050 DIST CLERK RECORDS MANAGEMENT	17,786.78	329.11	.00	18,115.89
CASH - D C RECORDS MANAGEMENT	15,873.32	20.03	.00	15,893.35
CASH INVESTED	.00	.00	.00	.00
CASH INVESTED - LOGIC	.00	.00	.00	.00
CASH INVESTED - TEXSTAR	.00	.00	.00	.00
FUND TOTALS	33,660.10	349.14	.00	34,009.24

2020 051 DISTRICT CLERK ARCHIVE	19,778.78	270.77	.00	20,049.55
DISTRICT CLERK ARCHIVE	4,232.53	5.27	.00	4,237.80
INVESTMENTS	.00	.00	.00	.00
CASH INVESTED - LOGIC	.00	.00	.00	.00

ACCOUNT NAME	BEGINNING CASH BALANCE	CASH RECEIPTS	CASH DISBURSEMENTS	ENDING CASH BALANCE
2020 052 COUNTY CLERK ARCHIVE FEE	24,011.31	276.04	.00	24,287.35
CASH INVESTED - TEXSTAR	.00	.00	.00	.00
FUND TOTALS	24,011.31	276.04	.00	24,287.35

2020 053 CA CHECK COLLECTING	28,346.91	7,682.65	.00	36,029.56
CASH - CHECKS ARCHIVE	57,598.59	72.80	.00	57,671.39
INVESTMENTS	26,283.30	36.78	.00	26,320.08
CASH INVESTED - LOGIC	41,592.38	51.67	.00	41,644.05
CASH INVESTED - TEXSTAR	153,821.18	7,843.90	.00	161,665.08
FUND TOTALS	153,821.18	7,843.90	.00	161,665.08

2020 054 DA CHECK COLLECTING	1,005.37	90.00	109.72	985.65
CASH - CHECK COLLECTING &	2,702.91	3.48	.00	2,706.39
CASH INVESTED	.00	.00	.00	.00
CASH INVESTED - LOGIC	.00	.00	.00	.00
CASH INVESTED - TEXSTAR	3,708.28	93.48	109.72	3,592.04
FUND TOTALS	3,708.28	93.48	109.72	3,592.04

2020 055 CO ATTY FORFEITURE	150.34	.00	.00	150.34
CASH - DA CHECK COLLECTING	.00	.00	.00	.00
CASH INVESTED	150.34	.00	.00	150.34
FUND TOTALS	150.34	.00	.00	150.34

2020 056 DISTRICT ATTY FORFEITURE	7,617.38	15.12	732.66	6,899.84
CASH - D.A. FORFEITURE FUND	31,787.45	40.20	.00	31,827.65
CASH INVESTED - TEXPOOL	26,283.30	36.78	.00	26,320.08
CASH INVESTED - LOGIC	26,149.35	32.52	.00	26,181.87
CASH INVESTED - TEXSTAR	91,837.48	124.62	732.66	91,229.44
FUND TOTALS	91,837.48	124.62	732.66	91,229.44

2020 057 D A SEIZURE FUND	99,372.26	922.00	.00	100,294.26
CASH - SEIZURE-LAW	.00	.00	.00	.00
INVESTMENTS	99,372.26	922.00	.00	100,294.26
FUND TOTALS	99,372.26	922.00	.00	100,294.26

2020 058 SHERIFF FORFEITURE	30,736.50	2,163.40	20,212.50	12,687.40
CASH - SHERIFF FORFEITURE	105,295.96	133.08	.00	105,429.04
INVESTMENTS	26,283.30	36.78	.00	26,320.08
CASH INVESTED - LOGIC	101,635.74	126.30	.00	101,762.04
CASH INVESTED - TEXSTAR	263,951.50	2,459.56	20,212.50	246,198.56
FUND TOTALS	263,951.50	2,459.56	20,212.50	246,198.56

2020 059 JAIL COMMISSARY	34,093.46	56.44	10,998.52	23,151.38
CASH - JAIL COMMISSARY	82,453.56	104.20	.00	82,557.76
CASH INVESTED - TEXPOOL	.00	.00	.00	.00
CASH INVESTED - LOGIC	51,093.49	63.47	.00	51,156.96
CASH INVESTED - TEXSTAR	167,640.51	224.11	10,998.52	156,866.10
FUND TOTALS	167,640.51	224.11	10,998.52	156,866.10

2020 061 2004 GO REFUNDING DEPT SERVICE	294,911.76	813,269.82	969,000.00	139,181.58
CASH - 2004 GO REFUNDING D/S	390,392.73	15,250.57	350,000.00	55,643.30
CASH INVESTED - TEXPOOL	183,621.00	75,347.38	.00	258,968.38
CASH INVESTED - LOGIC	346,755.80	212.93	300,000.00	46,968.73
CASH INVESTED - TEXSTAR	.00	.00	.00	.00
T-BILL INVESTMENTS	.00	.00	.00	.00

ACCOUNT NAME	RECEIPTS	DISBURSEMENTS	ENDING CASH BALANCE
2020 088 STATE PEES			
CASH - STATE PEES	17,892.75	43.95-	71,706.65
CASH INVESTED	19,092.40	.00	19,116.52
CASH INVESTED - LOGIC	.00	.00	.00
CASH INVESTED - TEXSTAR	15,867.54	.00	15,887.23
FUND TOTALS	52,852.69	43.95-	106,710.42
2020 090 OFFICERS TRUST			
CASH-OFFICERS TRUST	.00	.00	.00
CASH INVESTED	.00	.00	.00
CASH INVESTED - LOGIC	.00	.00	.00
FUND TOTALS	.00	.00	.00
2020 091 LIBRARY TRUST - LIDDELL			
CASH-LIBRARY TRUST/LIDDELL	1,081.11	2.13	1,083.24
CD INVESTMENT	15,000.00	.00	15,000.00
FUND TOTALS	16,081.11	2.13	16,083.24
2020 092 LIBRARY TRUST - ROSENSTEIN			
CASH-LIBRARY TRUST/ROSENSTEIN	472.88	1.08	473.96
CD INVESTMENT	19,000.00	.00	19,000.00
FUND TOTALS	19,472.88	1.08	19,473.96
2020 098 PAYROLL CLEARING			
CASH - PAYROLL CLEARING	.00	1,129,101.84	1,129,101.84
INVESTMENTS	.00	.00	.00
FUND TOTALS	.00	1,129,101.84	1,129,101.84
2020 100 CHILD ABUSE PREVENTION FUND			
CASH-CHILD ABUSE PREVENTION	460.27	1.52	461.79
CASH INVESTED	.00	.00	.00
FUND TOTALS	460.27	1.52	461.79
2020 101 PRETRIAL DIVERSION			
CASH-PRETRIAL DIVERSION	13,720.03	.00	13,720.03
CASH INVESTED	.00	.00	.00
CASH INVESTED - LOGIC	.00	.00	.00
FUND TOTALS	13,720.03	.00	13,720.03
2020 102 HOTEL OCCUPANCY TAX FUND			
CASH - HOTEL OCCUPANCY TAX	60,976.65	15,062.27	25,140.32
CASH INVESTED - TEXPOOL	188,667.42	238.43	188,905.85
CASH INVESTED - LOGIC	.00	.00	.00
CASH INVESTED - TEXSTAR	123,234.79	153.14	123,287.93
FUND TOTALS	372,878.86	15,453.84	337,434.11
GRAND TOTALS	41,646,939.88	9,573,557.73	42,736,669.91