



MONTHLY REPORT

OCTOBER 2019


PATTY BRENNAN

COOKE COUNTY TREASURER


FINANCIAL REPORTS

OCTOBER 2019


In accordance with Local Government Code §14.026, this affidavit states the current cash and reports in the custody of the county treasurer as of this date of October 31, 2019.




Jason Brinkley,
Cooke County Judge




Pam Harrison,
Cooke County Clerk



Gary Hollowell,
Commissioner Pct. #1




Jason Snuggs,
Commissioner Pct. #2



John Klement,
Commission Pct. #3



Leon Klement,
Commissioner Pct. #4

FILED FOR RECORD
19 DEC -9 PM 3:40
PAM HARRISON
COUNTY CLERK, COOKE CO. TX
BY  DEPUTY

AFFIDAVIT

STATE OF TEXAS

COUNTY OF COOKE

The members of the Commissioners' Court of Cooke County, Texas, state as follows:

The requirement of Subsection (C) of the Texas Local Government Code, §114.026 have been met for the term of October, 2019. The amount of cash and other assets in the custody of the County Treasurer at the time of examination are:


Cash (includes on hand, money market accounts, and short term investments) \$ 32,046,482.27

Other Assets (long term investments) \$ 0.00

Sworn to and subscribed this 9 day of December, 2019.


Jason Brinkley, Cooke County Judge



Gary Hollowell, Commissioner, Pct 1


Jason Snuggs, Commissioner, Pct 2


John Klement, Commissioner, Pct 3


Leon Klement, Commissioner, Pct 4

ATTEST:


Pam Harrison, County Clerk

RECEIVED - COUNTY CLERK'S OFFICE
FILED FOR RECORD
19 DEC -9 PM 3:40
PAM HARRISON
COUNTY CLERK, COOKE CO. TX
BY  DEPUTY

PRIOR MONTH ENDING BANK STATEMENT BALANCE \$2,761,007.95 243
 CLEARED DEPOSITS \$4,385,117.99 4
 CLEARED ADDITIONS \$106,923.79 420
 CLEARED CHECKS \$2,686,876.93- 7
 CLEARED DEDUCTIONS \$307,479.86-

CURRENT MONTH ENDING BANK STATEMENT BALANCE \$4,258,692.94

CURRENT MONTH ENDING BANK STATEMENT BALANCE \$4,258,692.94
 OUTSTANDING DEPOSITS \$.00 1
 OUTSTANDING ADDITIONS \$16.00 681
 OUTSTANDING CHECKS \$709,220.91- 1
 OUTSTANDING DEDUCTIONS \$34.00-

RECONCILED BOOK BALANCE \$3,549,454.03
 ENDING STATEMENT DATE 10/31/2019

CLERK: PB

TOTALS

PRIOR MONTH ENDING BANK STATEMENT BALANCE \$158,846.77 3
 CLEARED DEPOSITS \$1,038,381.79 1
 CLEARED ADDITIONS \$100.00 43
 CLEARED CHECKS \$725,570.59- 4
 CLEARED DEDUCTIONS \$381,152.72- 4

CURRENT MONTH ENDING BANK STATEMENT BALANCE \$150,605.25

CURRENT MONTH ENDING BANK STATEMENT BALANCE \$150,605.25
 OUTSTANDING DEPOSITS \$.00
 OUTSTANDING ADDITIONS \$.00
 OUTSTANDING CHECKS \$1,387.15- 2
 OUTSTANDING DEDUCTIONS \$.00

RECONCILED BOOK BALANCE \$149,218.10
 ENDING STATEMENT DATE 10/31/2019 CLERK: PB



PROSPERITY BANK

EL CAMPO, TX

Pledge Security Listing

October 31, 2019

ID	CUSIP	Description	Safeskeeping Location	Safeskeeping Receipt	Coupon	Maturity Date	Call Date	Moody	S&P	Fitch	ASC 320	Face Amount	Current Par	Current Book Value	Market Value	Gain(Loss)
COOKE COUNTY																
2047	3128MBNA1	FHLMC #G12885	FHLB	X	5.00	06/01/2021		AAA	AA+	AAA	HTM	157,950	560.80	560.80	564.46	3.67
2107	31410GSS8	FNMA #889257	FHLB	X	5.00	04/01/2021		AAA	AA+	AAA	HTM	105,405	339.08	339.09	341.83	2.75
3643	3128MWQ4	FHLMC #G18469	FHLB		2.00	05/01/2028		AAA	AA+	AAA	HTM	212,158	82,245.52	82,415.68	82,203.24	(213.44)
Total for COOKE COUNTY												475,513	83,145.40	83,316.57	83,109.53	(207.02)

Although the information in this report has been obtained from sources believed to be reliable, its accuracy cannot be guaranteed.

Landmark Bank, N.A.
 Cooke County
 As of: Thursday, October 31, 2019

Detail Section:

<u>Account No.</u>	<u>Balance</u>	<u>Int Rate</u>	<u>Type</u>	<u>Officer</u>
28002408	\$0	0.00%	TDSV	R1B
28002416	\$0	0.00%	TDSV	R1B
28900090	\$150,605	0.00%	CK	R1B
28900287	\$4,258,693	0.70%	CK	R1B
28900325	\$36,000	0.00%	CK	R1B
28900333	\$0	0.00%	CK	R1B
28900341	\$0	0.00%	CK	R1B
28900368	\$78,938	0.70%	CK	R1B
28900376	\$68,426	0.00%	CK	R1B
28900384	\$156	0.00%	CK	R1B
28900392	\$970	0.00%	CK	R1B
28900406	\$54,899	0.00%	CK	R1B
28900414	\$1,784	0.00%	CK	R1B
28900422	\$0	0.00%	CK	R1B
28900449	\$0	0.00%	CK	R1B
28900457	\$0	0.00%	CK	R1B
28900465	\$0	0.00%	CK	R1B
28900481	\$103,746	0.00%	CK	R1B
28900511	\$1,168	0.00%	CK	R1B
28900538	\$329	0.00%	CK	R1B
28901259	\$3,455	0.00%	CK	ELE
28901593	\$7,849	0.00%	CK	JDH
4170003539	\$71,890	0.00%	CK	R1B
4170009684	\$0	0.00%	CK	R1B
4170009700	\$2,655	0.00%	CK	R1B
4170013934	\$0	0.00%	CK	JDH
4170023065	\$0	0.00%	CK	R1B
4170045332	\$16,802	0.00%	CK	T1G
4170049177	\$0	0.00%	CK	T1G
4170056479	\$604,834	0.00%	CK	T1G
4170056487	\$24,000	0.00%	CK	T1G
4170800744	\$0	0.00%	TDSV	JDH
4170800751	\$0	0.00%	TDSV	JDH
4170801528	\$0	0.00%	TDSV	R1B
4170801536	\$0	0.00%	TDSV	R1B
4170802286	\$0	0.00%	TDSV	JDH
4170802294	\$0	0.00%	TDSV	JDH
4170802849	\$0	0.00%	TDSV	JDH

4170802856	\$0	0.00%	TDSV	JDH
4170803896	\$0	0.00%	TDSV	R1B
4170803904	\$0	0.00%	TDSV	R1B
4170804019	\$0	0.00%	TDSV	R1B
4170804142	\$0	0.00%	TDSV	R1B
4170804159	\$0	0.00%	TDSV	R1B
4170804415	\$0	0.00%	TDSV	T1G
4170804423	\$0	0.00%	TDSV	T1G
4170804761	\$0	0.00%	TDSV	T1G
4170804779	\$0	0.00%	TDSV	T1G
4170805073	\$0	0.00%	TDSV	T1G
4170805081	\$0	0.00%	TDSV	T1G
4170805198	\$8,000	1.05%	TDSV	JDH
4170805677	\$0	0.00%	TDSV	T1G
4170805685	\$0	0.00%	TDSV	T1G
4170806451	\$0	0.00%	TDSV	T1G
4170806469	\$0	0.00%	TDSV	T1G
4170806691	\$0	0.00%	TDSV	T1G
4170806709	\$0	0.00%	TDSV	T1G
4170807095	\$0	0.00%	TDSV	T1G
4170807103	\$0	0.00%	TDSV	T1G
4170807822	\$7,500	1.90%	TDSV	T1G
4170807830	\$7,500	1.90%	TDSV	T1G
4170808333	\$500,000	2.34%	TDSV	T1G
4170808341	\$500,000	2.34%	TDSV	T1G

Collateral Section:

<u>Description / LOC No.</u>	<u>Amount</u>	<u>Maturity Date</u>
Securities - Market Value	\$2,398,896	<i>(See add'l report)</i>
2970	\$1,800,000	12/19/2019
2961	\$2,500,000	11/14/2019

Pledge Report Summary:

Total Deposits	\$	6,510,198
Plus Additional Coverage (per Agreement)	\$	0
Total Collateral Needed	\$	<u>6,510,198</u>
Collateral Pledged	\$	6,698,896
FDIC Insurance	\$	250,000
Total Collateral Provided	\$	<u>6,948,896</u>
Total Public Funding Excess / (Needed)	\$	<u>438,698</u>

Pledge Inventory Report

Landmark Bank
Columbia, MO
FROM 10/1/2019 TO 10/31/2019

Customer ID: 5961
Report Date: 11/1/2019
PAS Rep: Vance Roe
Account Rep: Bob Fitzpatrick

Cusip Ticket	Description Location Code/Name	Maturity/Refunded Dt Group	Intent Coupon	S&P Moody	Market Price Dt Maturity (Yr)	Original Face		Book Value	
						Par	Par	Market Value	Market Value
Pledged: J7BM - COOKE COUNTY									
912796WD7	US Treasury Bill	11/12/2019	AFS	AA+	10/31/2019	2,400,000.00	2,400,000.00	2,398,649.37	2,398,649.37
1204342	FED - FEDERAL RESERVE BANK	TRS	0.00000	Aaa	0.03	2,400,000.00	2,400,000.00	2,398,896.05	2,398,896.05
1	Total Pledged: J7BM - COOKE COUNTY					2,400,000.00	2,400,000.00	2,398,649.37	2,398,896.05

This report reflects information submitted to us by the customer. It is not intended to be used as the official record of safekeeping location and/or pledged holdings. This information should be provided by the customer's safekeeper.

PAGE 1 10/09/19 19:12:33
ACTIVITY BAPN032N
10/09/19 CC3 PROD

FEDERAL RESERVE BANK PLEDGEE

DISTRB PT J1
CYCLE DATE 10-09-2019

PLEDGEE: COOKE COUNTY
100 S. DIXON
RM. 106
J7BM INSTITUTION ID: #J7BM

PAR BAL	BVF	BOOK VALUE	TX	76240	RESP FRB:H1	PAR AMOUNT	CLOSING
3130A1XJ2	2.875	FHLB 24 RK		06-14-24			
.00	1.0000000000	.00					
	1009 QMGBA002 000311					800,000.00-	
3130A5R35	2.875	FHLB 25 TG		06-13-25			
.00	1.0000000000	.00					
	1009 QMGBA003 000351					500,000.00-	
3133EJQC6	FCFR 03LI BR 20/02			02-25-20			
.00	1.0000000000	.00					
	1009 QMGBA003 000350					400,000.00-	
3133XDVS7	5.25	FHLB 20 EK		12-11-20			
.00	1.0000000000	.00					
	1009 QMGBA003 000354					700,000.00-	
3133X8L34	5.365	FHLB 24 EE		09-09-24			
.00	1.0000000000	.00					
	1009 QMGBA003 000353					2,000,000.00-	

PLEGGED SECURITIES FOR COOKE COUNTY
FROM LANDMARK BANK

October

LETTER of CREDIT#	AMOUNT	MAT. DATE
3087-2961	\$ 2,500,000.00	11/14/19
3087-2970	\$ 1,800,000.00	12/19/19

PAGE 1 10/31/19 19:25:57
HOLDINGS BAPN032N
CC3 PROD

FEDERAL RESERVE BANK PLEDGEE

DISTRB PT J1
AS OF CLOSE OF BUSINESS 10-31-2019

PLEDGEE: COOKE COUNTY
100 S. DIXON
RM. 106

J7BM INSTITUTION ID: #J7BM

GAINESVILLE TX 76240

HOLDER : 081500862 - LANDMARK BANK

RESP FRB:H1

ACCOUNT: J7BM - *COOKE COUNTY

CUSIP #

BVF

PAR

BALANCE

BOOK VALUE

912796WD7 BILL 11/12/19 11-12-19

1.0000000000

2,400,000.00 2,400,000.00

SUBTOTAL:

2,400,000.00 2,400,000.00

GRAND TOTAL:

2,400,000.00 2,400,000.00

C.D. INVESTMENTS

LANDMARK BANK

OCTOBER 2019

<u>C.D.#</u>	<u>PURCHASE DATE</u>	<u>AMOUNT</u>	<u>MAT. DATE</u>
GEN/4170808341	May 26, 2019	500,000.00	May 26, 2020
GEN/4170808333	May 26, 2019	500,000.00	May 26, 2020
Library Liddell 7830	Jan 17, 2019	7,500.00	Jan 17, 2021
Library Liddell 7822	Jan 17, 2019	7,500.00	Jan 17, 2021
Library Rosenstein 5099	Sept 12, 2017	11,000.00	Dec 12, 2020
Library Rosenstein 5198	Dec 16, 2017	8,000.00	Mar 16, 2021

INT. EARNED MONTHLY:

2-Gen CD's @ 2.34%
2-Liddell CD's @ 1.90%
2-Rosenstein CD's @ 1.05%

Interest is deposited into the Treasurer's Fund. The 2 Gen CDs' interest is deposited monthly, and the 4 Library's CDs' interest is deposited quarterly.

PROSPERITY BANK

GEN/14401708	Sept 17, 2019	250,000.00	Sept 17, 2021
--------------	---------------	------------	---------------

INT. EARNED MONTHLY:

Gen CD @ 1.85%

Interest accrues monthly and is deposited monthly with depository bank into the Treasurer's Fund.

C.D. INVESTMENTS

THE FIRST STATE BANK

OCTOBER 2019

<u>C.D.#</u>	<u>PURCHASE DATE</u>	<u>AMOUNT</u>	<u>MAT. DATE</u>
GEN/71445	Sept 17, 2019	250,000.00	Dec 17, 2020

INT. EARNED MONTHLY:

Gen CD @ 1.50%

Interest accrues monthly and is deposited monthly with depository bank into the Treasurer's Fund.

MUENSTER STATE BANK

GEN/2254	Sept 17, 2017	250,000.00	Sept 17, 2021
----------	---------------	------------	---------------

INT. EARNED MONTHLY:

Gen CD @ 1.35%

Interest accrues monthly and is deposited monthly with depository bank into the Treasurer's Fund.

INVESTMENTS-TEXPOOL
PATTY BRENNAN, COOKE COUNTY TREASURER
OCTOBER 2019

ACCT NAME	BALANCE FORWARD	DEPOSITS	WITH-DRAWALS	CURRENT INTEREST	ENDING BALANCE
GENERAL	\$ 6,547,353.29	\$ -	\$ 1,000,000.00	\$ 9,955.16	\$ 5,557,308.45
R & B -1	\$ 446,240.27	\$ -	\$ 100,000.00	\$ 709.38	\$ 346,949.65
R & B -2	\$ 233,217.52	\$ -	\$ 105,000.00	\$ 331.43	\$ 128,548.95
R & B -3	\$ 372,955.50	\$ -	\$ 125,000.00	\$ 534.29	\$ 248,489.79
R & B -4	\$ 586,156.08	\$ -	\$ 145,000.00	\$ 882.61	\$ 442,038.69
FM & L	\$ 331,958.20	\$ -	\$ -	\$ 538.88	\$ 332,497.08
STATE FUNDS	\$ 58,824.40	\$ -	\$ 50,000.00	\$ 87.94	\$ 8,912.34
TJPC	\$ 13,026.08	\$ -	\$ -	\$ 21.18	\$ 13,047.26
DIST CLK PRESERVATION	\$ 10,519.66	\$ -	\$ -	\$ 17.05	\$ 10,536.71
COUNTY/DIST TECH	\$ 1,594.84	\$ -	\$ -	\$ 2.52	\$ 1,597.36
ADULT PROB	\$ 216,720.69	\$ -	\$ -	\$ 351.84	\$ 217,072.53
JUV-ISP	\$ 5,036.14	\$ -	\$ -	\$ 8.16	\$ 5,044.30
COURT REP	\$ 19,264.32	\$ -	\$ -	\$ 31.23	\$ 19,295.55
PERM IMP	\$ 1,134,936.05	\$ 35,000.00	\$ -	\$ 1,884.48	\$ 1,171,820.53
LAW ENFORCEMENT ED	\$ 10,517.44	\$ -	\$ -	\$ 17.05	\$ 10,534.49
JP-CH SECURITY	\$ 5,280.07	\$ -	\$ -	\$ 8.58	\$ 5,288.65
DIST CLK RECORDS MGMT	\$ 15,782.67	\$ -	\$ -	\$ 25.63	\$ 15,808.30
DIST CLK ARCHIVE	\$ 4,208.42	\$ -	\$ -	\$ 6.82	\$ 4,215.24
COUNTY ATTY CHECK COLLECT	\$ 2,687.48	\$ -	\$ -	\$ 4.35	\$ 2,691.83
LAW LIBRARY	\$ 106,038.73	\$ -	\$ -	\$ 172.16	\$ 106,210.89
JP TECH	\$ 17,678.41	\$ -	\$ -	\$ 28.70	\$ 17,707.11
C H SECURITY	\$ 102,137.62	\$ -	\$ -	\$ 165.80	\$ 102,303.42
REC MGMT	\$ 19,639.51	\$ -	\$ -	\$ 31.85	\$ 19,671.36
REC PRESV	\$ 55,818.25	\$ -	\$ 55,000.00	\$ 82.30	\$ 900.55
LIBRARY	\$ 28,405.38	\$ -	\$ -	\$ 46.07	\$ 28,451.45
ARCHIVE	\$ 57,269.63	\$ -	\$ -	\$ 92.97	\$ 57,362.60
DIST ATTY FORFEITURE	\$ 31,605.89	\$ -	\$ -	\$ 51.30	\$ 31,657.19
SHERIFF FORFEITURE	\$ 94,748.26	\$ -	\$ -	\$ 153.77	\$ 94,902.03
JAIL COMMISSARY	\$ 81,982.53	\$ -	\$ -	\$ 133.09	\$ 82,115.62
2004 GO-REFUNDING	\$ 119,324.46	\$ -	\$ -	\$ 193.70	\$ 119,518.16
HOTEL/MOTEL TAX	\$ 167,697.15	\$ -	\$ -	\$ 272.24	\$ 167,969.39
TOTAL: TREAS FUND	\$ 10,898,624.94	\$ 35,000.00	\$ 1,580,000.00	\$ 16,842.53	\$ 9,370,467.47

YEAR - TO - DATE INTEREST	BAL FORWARD:	CURRENT INT.:	BALANCE:
	\$ -	\$ 16,842.53	\$ 16,842.53

AVG. YEILD FOR OCT 2019 1.91% MKT VALUE/ SHARI \$ 1.00

INVESTMENTS-TEX STAR
PATTY BRENNAN, COOKE COUNTY TREASURER
OCTOBER 2019

ACCT NAME	BALANCE FORWARD	DEPOSITS	WITH- DRAWALS	CURRENT INTEREST	ENDING BALANCE
GENERAL	\$ 6,130,667.79	\$ -	\$ 600,000.00	\$ 9,449.04	\$ 5,540,116.83
R & B -1	\$ 525,805.44	\$ -	\$ 200,000.00	\$ 696.14	\$ 326,501.58
R & B -2	\$ 262,818.27	\$ -	\$ 135,000.00	\$ 332.70	\$ 128,150.97
R & B -3	\$ 453,667.19	\$ -	\$ 225,000.00	\$ 528.47	\$ 229,195.66
R & B -4	\$ 616,385.13	\$ -	\$ 200,000.00	\$ 838.54	\$ 417,223.67
FM & L	\$ 339,836.10	\$ -	\$ -	\$ 534.25	\$ 340,370.35
ADULT PROBATION	\$ 197,110.71	\$ 30,000.00	\$ -	\$ 344.63	\$ 227,455.34
PERM IMP	\$ 1,135,335.03	\$ -	\$ -	\$ 1,784.84	\$ 1,137,119.87
CC LIBRARY	\$ 31,221.16	\$ -	\$ -	\$ 49.09	\$ 31,270.25
JP- CH SECURITY	\$ 10,473.71	\$ -	\$ -	\$ 16.47	\$ 10,490.18
COURTHOUSE SECURITY	\$ 67,546.76	\$ 15,000.00	\$ -	\$ 123.58	\$ 82,670.34
RECORDS MANAGEMENT	\$ 16,438.48	\$ -	\$ -	\$ 25.86	\$ 16,464.34
RECORDS PRESERVATION	\$ 35,692.32	\$ 20,000.00	\$ 55,000.00	\$ 71.24	\$ 763.56
ARCHIVE FEES	\$ 41,362.45	\$ -	\$ -	\$ 65.04	\$ 41,427.49
2012 GO REFUNDING	\$ 175,629.44	\$ -	\$ -	\$ 276.11	\$ 175,905.55
STATE FEES	\$ 20,724.73	\$ -	\$ 10,000.00	\$ 31.12	\$ 10,755.85
DIST ATTY FORFEITURE	\$ 26,004.76	\$ -	\$ -	\$ 40.88	\$ 26,045.64
SHERIFF FORFEITURE	\$ 61,167.01	\$ 30,000.00	\$ -	\$ 102.00	\$ 91,269.01
JAIL COMMISSARY	\$ 40,862.93	\$ -	\$ -	\$ 64.23	\$ 40,927.16
HOTEL/MOTEL TAX	\$ 142,561.12	\$ 20,000.00	\$ -	\$ 228.03	\$ 162,789.15
TOTAL: TREAS FUND	\$ 10,331,310.53	\$ 115,000.00	\$ 1,425,000.00	\$ 15,602.26	\$ 9,036,912.79

YEAR - TO - DATE INTEREST	BAL FORWARD	CURRENT INT.	BALANCE
\$ -	\$ -	\$ 15,602.26	\$ 15,602.26

AVG. YEILD FOR OCT 2019 1.85% MKT VALUE / SHARE \$ 1.00

INVESTMENTS-LOGIC
PATTY BRENNAN, COOKE COUNTY TREASURER
OCTOBER 2019

ACCT NAME	BALANCE FORWARD	DEPOSITS	WITH-DRAWALS	CURRENT INTEREST	ENDING BALANCE
GENERAL	\$ 3,238,047.80	\$ -	\$ -	\$ 5,659.31	\$ 3,243,707.11
R & B -1	\$ 391,768.17	\$ -	\$ -	\$ 684.72	\$ 392,452.89
R & B -2	\$ 285,854.82	\$ -	\$ 150,000.00	\$ 475.14	\$ 136,329.96
R & B -3	\$ 363,218.98	\$ -	\$ 100,000.00	\$ 618.53	\$ 263,837.51
R & B -4	\$ 388,846.01	\$ -	\$ -	\$ 679.60	\$ 389,525.61
FM & L	\$ 104,828.61	\$ -	\$ -	\$ 183.21	\$ 105,011.82
ADULT PROBATION	\$ 157,063.90	\$ -	\$ -	\$ 274.50	\$ 157,338.40
PERM IMP	\$ 506,087.48	\$ -	\$ -	\$ 884.52	\$ 506,972.00
LAW LIBRARY	\$ 26,117.50	\$ -	\$ -	\$ 45.67	\$ 26,163.17
COURTHOUSE SECURITY	\$ 52,414.29	\$ -	\$ -	\$ 91.60	\$ 52,505.89
RECORDS MANAGEMENT	\$ 55,188.04	\$ -	\$ -	\$ 96.45	\$ 55,284.49
ARCHIVE FEES	\$ 26,117.50	\$ -	\$ -	\$ 45.67	\$ 26,163.17
DIST ATTY FORFEITURE	\$ 26,117.50	\$ -	\$ -	\$ 45.67	\$ 26,163.17
SHERIFF FOREITURE	\$ 26,117.50	\$ -	\$ -	\$ 45.67	\$ 26,163.17
2012 GO REFUNDING	\$ 182,462.78	\$ -	\$ -	\$ 318.91	\$ 182,781.69
TOTAL: TREAS FUND	\$ 5,830,250.88	\$ -	\$ 250,000.00	\$ 10,149.17	\$ 5,590,400.05

YEAR - TO - DATE INTEREST	BAL FORWARD	CURRENT INT.	BALANCE
	\$ -	\$ 10,149.17	\$ 10,149.17
AVG. YEILD FOR OCT 2019	2.06%	MKT VALU/SHARE	\$ 1.00

Cooke County

Attn: Patty Brennan
101 S. Dixon Street
Gainesville, TX 76240

Depositor Statement

October 1, 2019 - October 31, 2019

Account #: 104791304900

Account at-a-Glance

Beginning Balance	2,003,082.87
+ Net Deposits	0.00
+ Net Accrued Interest ²	2,926.15
Ending Balance	2,006,009.02
Days In Period ⁴	31
Average Daily Balance ⁵	2,003,082.87
Net APR This Period ⁶	1.7200%
Available Balance ⁷	2,003,082.87

Depositor Information

Website: www.ficaaccount.com
Support Center: (866) 343-5516

Account Transactions

Description	Date	Amount(USD\$)
-------------	------	---------------

No transactions in this period

Insured Depository Detail

Depository Bank	FDIC Cert#	Balance(USD\$)
1st National Bank	6646	41.98
Admirals Bank	27015	138.15
Allegiance Bank Texas	58629	10,844.19
Alma Bank	58424	116.71
American Pride Bank	58584	10.29
Ameris Bank	20504	633.43
Anstaff Bank	3869	19.28
Associated Bank National Association	5296	23.89
Banc of California, National Association	35498	42,624.05
BancCentral National Association	4033	2,132.30
Bank Michigan	1008	758.02
Bank of Brookhaven	35439	15.74
Bank of China - New York Branch	33653	92,068.33
Bank of England	13303	80,076.76
Bank of Fayette County	10308	54.94
Bank of Lindsay	19087	36.43
Bank of New England	24540	2,784.12
Bank of Southern California National Associat	57044	9,995.62
Bank3	15205	729.38

Cooke County

Atn: Patty Brennan
 101 S. Dixon Street
 Gainesville, TX 76240

Depositor Statement

October 1, 2019 - October 31, 2019

Account #: 104791304900

Depository Bank	FDIC Cert#	Balance(USD\$)
BankUnited National Association	58979	4,307.15
Bankers Bank of Kansas	27351	37.80
Bankwell Bank	57368	84,441.66
Bar Harbor Bank & Trust	11971	4,452.18
Bennington State Bank	16402	56.11
Berkshire Bank	23621	73.84
Blue Ridge Bank, National Association	35274	255.87
BofI Federal Bank	35546	12,069.23
Brunswick State Bank	13692	563.06
CFBank	28263	10.68
Calwest Bank	35069	19.31
Camden National Bank	4255	42.54
Campbell County Bank Inc.	16161	616.02
CapStar Bank	58823	8,637.18
Capital Bank National Association	35278	24,977.05
Capital One National Association	4297	514.74
Cedar Rapids State Bank	18820	43.49
CedarStone Bank	57684	189.92
Centennial Bank	11241	15,974.85
Chemical Bank	1003	103,822.30
Citibank N.A.	7213	121,167.86
CommerceWest Bank	57176	51.03
Commercial Bank of Nelson	12246	83.71
Community Bank of the Bay	34210	425.87
ConnectOne Bank	57919	23,055.11
Cornerstone Bank	5635	4,430.43
Cornerstone Bank	90282	59.10
Cornerstone Community Bank	58411	55.16
Covenant Bank	58502	2,463.66
Customers Bank	34444	289.23
Dallas Capital Bank, National Association	20727	13.57
Diamond Bank	1527	89.34
Dime Bank	9888	248.84
EagleBank	34742	14.39
East West Bank	31628	5,031.17
Elderton State Bank	12985	1,873.79
Equity Bank	25858	17,056.78
Evergreen Bank Group	35230	3,433.62
Exchange Bank and Trust Company	13366	728.62
F & M Community Bank National Association	10967	26.01
Farmers & Merchants Savings Bank	10492	315.00
Farmers Trust and Savings Bank	12858	452.36
Farmers and Merchants State Bank	501	26.74
Farmers and Merchants State Bank of	1599	404.96
Fayette Savings Bank SSB	31936	33.78
Federal Savings Bank	35518	45.65
Fifth Third Bank	6672	33,767.31
Financial Federal Bank	31840	79.28
First Bank	58481	12,209.18

Cooke County

Attn: Patty Brennan
101 S. Dixon Street
Gainesville, TX 76240

Depositor Statement

October 1, 2019 - October 31, 2019

Account #: 104791304900

Depository Bank	FDIC Cert#	Balance(USD\$)
First Carolina Bank	35530	17.42
First Central Savings Bank	34969	16.36
First Community Bank of Western Kentucky	14735	712.95
First County Bank	18204	96.16
First Credit Bank	24332	428.69
First Federal Community Bank National Associa	29787	23.85
First Federal Savings Bank	29056	12.05
First Financial Bank	28905	93.91
First International Bank & Trust	10248	16.47
First Internet Bank of Indiana	34607	36,594.17
First Merchants Bank National Association	4365	39.00
First N.A.	4256	98.98
First National Bank of Mifflintown	7613	154.25
First National Bank of Pennsylvania	7888	79,318.22
First Savings Bank Northwest	29058	1,425.79
First Sentinel Bank	31928	424.88
First State Bank	13622	2,872.56
First State Bank of DeQueen	21805	806.08
Flagship Community Bank	58113	149.66
Florida Business Bank	35304	371.95
Fort Jennings State Bank	13209	13.52
Franklin Synergy Bank	58714	35,117.22
GBC International Bank	22366	3,654.36
Gateway Bank	8730	14.65
Georgia Banking Company	57071	16,655.38
Global Bank	58263	17.54
Gold Coast Bank	58654	356.87
Great Western Bank	15289	33,979.95
Happy State Bank	10359	23,286.18
Hardin County Bank	20993	407.52
Hardin County Savings Bank	5817	844.05
Hawthorn Bank	10619	25.38
Heritage Bank	26372	35.40
Hiawatha Bank and Trust Company	34488	82.99
High Plains Bank	418	215.94
Home State Bank	14867	14.80
Horizon Bank National Association	4360	1,590.65
Independent Bank	3076	127,380.02
Inland Bank and Trust	22444	89.92
International City Bank National Association	25648	447.09
Investar Bank	58316	78,036.21
Ion Bank	18198	6,050.03
Iowa State Bank	950	83.08
Israel Discount Bank of New York	19977	12,161.64
Kennett National Bank	18879	37.44
Landmark Community Bank	34982	7,774.13
Landmark National Bank	5826	321.34
Lead Bank	8283	326.31
Legends Bank	34936	906.79

Cooke County

Attn: Patty Brennan
101 S. Dixon Street
Gainesville, TX 76240

Depositor Statement

October 1, 2019 - October 31, 2019

Account #: 104791304900

Depository Bank	FDIC Cert#	Balance(USD\$)
Lewis & Clark Bank	58428	721.91
M.Y. Safra Bank	35154	13.94
MINT National Bank	58764	46.26
MainStreet Bank	57742	3,852.04
Manufacturers Bank	18618	7,682.12
McClave State Bank	11261	1,501.26
Meramec Valley Bank	19200	112.18
Merchants & Planters Bank	16464	715.24
Merchants Bank of Indiana	8056	58,871.34
MetaBank	30776	246.83
Metro Phoenix Bank	58402	17.62
Metropolitan National Bank	34699	7,393.61
Mid Penn Bank	9889	4,074.56
MidCoast Community Bank	58498	1,808.52
Midwest Bank National Association	13255	395.50
Morris Bank	17910	22.16
MutualBank	27744	28.50
NewBank	58203	5,861.10
NexBank SSB	29209	48,981.61
North Side Bank and Trust Company	9457	42.89
North Valley Bank	2284	26.81
Ohio Valley Bank Company	384	5,408.14
OneUnited Bank	23966	29.24
Opportunity Bank of Montana	30182	747.32
Oregon Community Bank & Trust	22334	295.75
Pacific Coast Bankers Bank	34252	191.93
Pacific Enterprise Bank	58415	1,344.90
Park National Bank	6653	24.99
Peoples Bank	9489	11,612.02
Piedmont Bank	58374	97.42
Pilot Bank	27045	1,833.19
Pinnacle Bank	10634	60.04
Preferred Bank	33539	219.55
Premier Bank	34384	5,744.92
PrimeSouth Bank	5694	81.78
Progress Bank and Trust	58719	143.18
PromiseOne Bank	58657	119.94
Providence Bank	1643	2,548.55
Provident Bank	90141	187.24
Reading Co-operative Bank	26620	2,749.57
Relyance Bank National Association	19371	25.49
RiverBend Bank	26708	63.45
Riverwind Bank	15035	11.15
Rockhold Brown & Company Bank	16193	12.17
Sandy Spring Bank	4865	92,139.81
SaviBank	57978	2,760.64
Savoy Bank	58641	1,782.22
Seaside National Bank & Trust	58328	3,705.61
Security Bank	5424	45,892.86

Depositor Statement

October 1, 2019 - October 31, 2019

Account #: 104791304900

Cooke County

Attn: Patty Brennan
101 S. Dixon Street
Gainesville, TX 76240

Depository Bank	FDIC Cert#	Balance(USD\$)
Security Bank and Trust Company	9172	649.62
Security First Bank	5415	598.00
Security State Bank	485	25.31
Signature Bank	57053	30,078.12
Simmons First National Bank	3890	39,588.43
South Story Bank & Trust	17348	52.84
Southern Bank	28332	2,421.19
Southern States Bank	58558	35.66
St. Henry Bank	9871	567.85
Start Community Bank	58952	94.67
State Bank of Bartley	8321	10.43
Stockmans Bank	12285	239.06
SunTrust Bank	867	346.12
Sussex Bank	22221	6,479.70
Texas Capital Bank National Association	34383	30,501.73
Texas Citizens Bank National Association	58319	85.98
Third Coast Bank SSB	58716	22,173.20
Tradition Capital Bank	58057	49.14
TriState Capital Bank	58457	33,495.05
Uinta Bank	1167	606.76
Union Savings and Loan Association	27752	372.51
United Bank	22858	145,424.80
Univest Bank and Trust Co.	7759	73.01
Valley National Bank	9396	75,863.94
Valliance Bank	57841	227.36
Verus Bank of Commerce	58025	18.33
Washington Trust Company of Westerly	23623	78,599.33
Webster Five Cents Savings Bank	90297	1,246.07
West Michigan Community Bank	22308	940.93
Western Alliance Bank	57512	522.78
Woori America Bank	24920	3,705.94
Aggregate Net Accrued Interest ³		2,926.15

Total 2,006,009.02

Disclosure Information

¹ The Federally Insured Cash Account (FICA) is not a member of the Federal Deposit Insurance Corporation (FDIC), but the banks in which the money is deposited are FDIC members. The FDIC is an independent agency of the U.S. government that protects the funds depositors place in FDIC insured institutions. FDIC deposit insurance is backed by the full faith and credit of the U.S. government.

² Net Accrued Interest is the estimated amount of the accrued interest earned for the current month less any FICA Fee with respect to such interest. Net Accrued Interest cannot be withdrawn from the account until it is credited to the account. There is no guarantee that the account holder will receive the full amount as stated. Refer to the U.S. Bank Custodial Statement, provided via ficaaccount.com, for further details regarding interest earned and fees charged. Net Accrued Interest is for informational purposes only.

³ Aggregate Net Accrued Interest is the sum of the current month's Net Accrued Interest and any prior period Net Accrued Interest not yet paid.

⁴ Days In Period ("DIP") is the number of days in the period beginning on, and including the later of, the first day of the month or the business day an initial deposit is received by the FICA Custodian if received on or before 3:00PM EST or the business day immediately following if received after 3:00PM EST, and ending on, and including, the last day of the month. DIP does not include any date on which the balance is zero.

⁵ Average Daily Balance is the sum of the beginning balance plus any deposits less any withdrawals averaged across number of days in Days In Period.

⁶ Net APR This Period is the annualized rate that reflects the relationship between the net interest received plus any Net Accrued Interest and the Average Daily Balance for the statement period.

Cooke County

Attn: Patty Brennan
101 S. Dixon Street
Gainesville, TX 76240

Depositor Statement

October 1, 2019 - October 31, 2019

Account #: 104791304900

7 Available Balance reflects the amount that can be withdrawn as of the date of the statement. This balance is the Ending Balance less the Aggregate Net Accrued Interest amount.

*Interest will not accrue for balances of \$1,000.00 or lower

We encourage you to compare the information provided in our statement with the U.S. Bank custody statement. You may access the U.S. Bank custody statement by calling 1-866-343-5516.

StoneCastle Cash Management, LLC is an SEC Registered Investment Advisor. StoneCastle Cash Management, LLC is an affiliate of StoneCastle Partners, LLC, a leading asset management and financial services company dedicated to investing and serving the community banking sector. Performance data shown represents past performance, and is no guarantee of future results. Rates may change without notice. Please read the Terms and Conditions relating to the FICA program for more complete information and the governing terms of the account. Review your statement for accuracy. If you have any questions regarding your account, contact a FICA representative. Registration with the SEC does not imply a particular level of skill or training.

Pledge Inventory Report

Landmark Bank
Columbia, MO
FROM 10/1/2019 TO 10/31/2019

Customer ID: 5961
Report Date: 11/1/2019
PAS Rep: Vance Roe
Account Rep: Bob Fitzpatrick

Cusip	Description	Maturity/Refunded Dt	Intent	S&P	Market Price Dt	Original Face	Book Value
Ticket	Location Code/Name	Group	Coupon	Moody	Maturity (Yr)	Par	Market Value
	Pledged J7BM - COOKE COUNTY						
912796WD7	US Treasury Bill	11/12/2019	AFS	AA+	10/31/2019	2,400,000.00	2,398,649.37
1204342	FED - FEDERAL RESERVE BANK	TRS	0.00000	Aaa	0.03	2,400,000.00	2,398,896.05
1	Total Pledged: J7BM - COOKE COUNTY						
						2,400,000.00	2,398,649.37
						2,400,000.00	2,398,896.05

This report reflects information submitted to us by the customer. It is not intended to be used as the official record of safekeeping location and/or pledged holdings. This information should be provided by the customer's safekeeper.

COMBINED STATEMENT OF CASH POSITION FOR OCTOBER

FUND NAME	CHECKING ACCOUNT	CHECKING AMOUNT	TDOA ACCOUNT	TDOA AMOUNT	FUND TOTAL
2020 001 GENERAL	TREAS FUND	1,798,818.59	TEXPOOL LOGIC TEXSTAR STONE CERT DEPOS	5,557,308.45 3,243,707.11 5,540,116.83 2,006,009.02 1,750,000.00	19,895,960.00
2020 011 ROAD & BRIDGE 1	TREAS FUND	322,067.84	TEXPOOL LOGIC TEXSTAR STONE	346,949.65 392,452.89 326,501.58	1,387,971.96
2020 012 ROAD & BRIDGE 2	TREAS FUND	310,022.71	TEXPOOL LOGIC TEXSTAR	128,548.95 136,328.96 128,150.97	703,052.59
2020 013 ROAD & BRIDGE 3	TREAS FUND	117,429.98	TEXPOOL LOGIC TEXSTAR	248,489.79 263,837.51 229,195.66	858,952.94
2020 014 ROAD & BRIDGE 4	TREAS FUND	324,020.52	TEXPOOL LOGIC TEXSTAR	442,038.69 389,525.61 417,223.67	1,572,808.49
2020 018 CERTZ TIF	TREAS FUND		TEXPOOL LOGIC		
2020 019 FM & LATERAL	TREAS FUND	14,902.19	TEXPOOL LOGIC TEXSTAR	332,497.08 105,011.82 340,370.35	792,781.44
2020 020 TJPC	TREAS FUND	38,459.64	TEXPOOL LOGIC TEXSTAR	13,047.26	51,506.90
2020 021 JUVENILE PROB-ISP	TREAS FUND	7,401.43	TEXPOOL LOGIC TEXSTAR	5,044.30	12,445.73
2020 022 JUVENILE PROBATION	TREAS FUND	15,893.52	TEXPOOL LOGIC		15,893.52
2020 023 JUVENILE PROB. IV-E	TREAS FUND	100.13	TEXPOOL LOGIC TEXSTAR		100.13
2020 028 ADULT PROBATION	TREAS FUND	20,230.52	TEXPOOL LOGIC TEXSTAR	217,072.53 157,338.40 227,455.34	622,096.79
2020 029 COMMUNITY CORRECTIONS	TREAS FUND	24,391.86	TEXPOOL LOGIC		24,391.86
2020 031 CONTRACT ELECTIONS	TREAS FUND	8,351.41	TEXPOOL LOGIC		8,351.41
2020 032 DISTRICT CLERK PRESERVATION	TREAS FUND	4,629.58	TEXPOOL LOGIC	10,536.71	

COMBINED STATEMENT OF CASH POSITION FOR OCTOBER

FUND NAME	CHECKING ACCOUNT	CHECKING AMOUNT	TDOA ACCOUNT	TDOA AMOUNT	FUND TOTAL
2020 033 COUNTY/DISTRICT TECHNOLOGY	FTREAS FUND	6,784.98	TEXPOOL LOGIC TEXSTAR	1,597.36	8,382.34
2020 034 COURT REPORTER	TREAS FUND	15,887.75	TEXPOOL LOGIC TEXSTAR	19,295.55	35,183.30
2020 035 PERMANENT IMPROVEMENT	TREAS FUND	245,005.23	TEXPOOL LOGIC TEXSTAR STONE	1,171,820.53 506,972.00 1,137,119.87	3,060,917.63
2020 037 LAW ENFORCEMENT ED	TREAS FUND	5,919.87	TEXPOOL LOGIC TEXSTAR	10,534.49	16,454.36
2020 038 JP TECH	TREAS FUND	30,659.91	TEXPOOL LOGIC TEXSTAR	17,707.11	48,367.02
2020 040 LAW LIBRARY	TREAS FUND	35,227.30	TEXPOOL LOGIC TEXSTAR	106,210.89 26,163.17	167,601.36
2020 041 CC LIBRARY FUND	TREAS FUND	16,616.51	TEXPOOL LOGIC TEXSTAR	28,451.45 31,270.25	76,338.21
2020 042 CC HISTORICAL COMM.	TREAS FUND	3,552.88	TEXPOOL LOGIC TEXSTAR	5,288.65 10,490.18	27,178.66
2020 043 JP COURTHOUSE SECURITY	TREAS FUND	11,399.83	TEXPOOL LOGIC TEXSTAR	102,303.42 52,505.89 82,670.34	260,535.12
2020 044 COURTHOUSE SECURITY	TREAS FUND	23,055.47	TEXPOOL LOGIC TEXSTAR	102,303.42 52,505.89 82,670.34	260,535.12
2020 045 FLOOD DAMAGE	TREAS FUND		TEXPOOL LOGIC		
2020 046 CHAPTER 19	TREAS FUND	417.86-	TEXPOOL		417.86-
2020 047 CC RECORDS MANAGEMENT	TREAS FUND	2,125.72	TEXPOOL		2,125.72
2020 048 COUNTY RECORDS MANAGEMENT	TREAS FUND	23,730.84	TEXPOOL LOGIC TEXSTAR	19,671.36 55,284.49 16,464.34	115,151.03
2020 049 CC RECORDS PRESERVATION	TREAS FUND	50,496.77-	TEXPOOL LOGIC TEXSTAR	900.55 763.56	48,832.66-

FUND NAME	CHECKING ACCOUNT	CHECKING AMOUNT	TDOA ACCOUNT	TDOA AMOUNT	FUND TOTAL
2020 050 DIST CLERK RECORDS MANAGEMENT	TREAS FUND	16,944.72	TEXPOOL LOGIC TEXSTAR	15,808.30	32,753.02
2020 051 DISTRICT CLERK ARCHIVE	TREAS FUND	18,451.77	TEXPOOL LOGIC TEXSTAR	4,215.24	22,667.01
2020 052 COUNTY CLERK ARCHIVE FEE	TREAS FUND	26,620.31	TEXPOOL LOGIC TEXSTAR	57,362.60 26,163.17 41,427.49	151,573.57
2020 053 CA CHECK COLLECTING	TREAS FUND	596.39	TEXPOOL LOGIC TEXSTAR	2,691.83	3,288.22
2020 054 DA CHECK COLLECTING	TREAS FUND	150.34	TEXPOOL		150.34
2020 055 CO ATTY FORFEITURE	TREAS FUND				
2020 056 DISTRICT ATTY FORFEITURE	TREAS FUND	8,470.13	TEXPOOL LOGIC TEXSTAR	31,657.19 26,163.17 26,045.64	92,336.13
2020 057 D A SEIZURE FUND	TREAS FUND	57,156.50	TEXPOOL		57,156.50
2020 058 SHERIFF FORFEITURE	TREAS FUND	75,465.41	TEXPOOL LOGIC TEXSTAR	94,902.03 26,163.17 91,269.01	287,799.62
2020 059 JAIL COMMISSARY	TREAS FUND	27,936.96	TEXPOOL LOGIC TEXSTAR	82,115.62 40,927.16	150,979.74
2020 061 2004 GO REFUNDING DEBT SERVITREAS	TREAS FUND	35,472.50	TEXPOOL LOGIC TEXSTAR	119,518.16 182,781.69 175,905.55	513,677.90
2020 088 STATE FEES	TREAS FUND	33,814.06	TEXPOOL LOGIC TEXSTAR	8,912.34 10,755.85	53,482.25
2020 090 OFFICER'S TRUST	TREAS FUND		TEXPOOL		
2020 091 LIBRARY TRUST - LIDDELL	TREAS FUND	1,006.55	CERT DEPOS	15,000.00	16,006.55
2020 092 LIBRARY TRUST - ROSENSTEIN	TREAS FUND	822.54	CERT DEPOS	19,000.00	19,822.54
2020 098 PAYROLL CLEARING	PAYROLL	1,098,381.79			1,098,381.79
2020 100 CHILD ABUSE PREVENTION FUND	TREAS FUND	350.84	TEXPOOL		350.84
2020 101 PRETRIAL DIVERSION	TREAS FUND	13,720.03	TEXPOOL		13,720.03
2020 102 HOTEL OCCUPANCY TAX FUND	TREAS FUND	46,982.66	TEXPOOL LOGIC	167,969.39	

COMBINED STATEMENT OF CASH POSITION FOR OCTOBER

FUND NAME	CHECKING ACCOUNT	CHECKING AMOUNT	TDOA ACCOUNT	TDOA AMOUNT	FUND TOTAL
			TEXSTAR	162,789.15	377,741.20
TOTAL		4,838,115.08		27,787,789.33	32,625,904.41

CHECK ACCOUNT	CHECK
ACCOUNT BALANCE - TREAS FUND	3,739,733.29
ACCOUNT BALANCE - PAYROLL	1,098,381.79
	<hr/>

TOTAL	4,838,115.08
-------	--------------

TDOA ACCOUNT	TDOA
ACCOUNT BALANCE - TEXPOOL	9,370,467.47
ACCOUNT BALANCE - LOGIC	5,590,400.05
ACCOUNT BALANCE - TEXSTAR	9,036,912.79
ACCOUNT BALANCE - STONE	2,006,009.02
ACCOUNT BALANCE - CERT DEPOS	1,784,000.00
	<hr/>

TOTAL	27,787,789.33
-------	---------------

ACCOUNT NAME	BEGINNING CASH BALANCE	CASH RECEIPTS	CASH DISBURSEMENTS	ENDING CASH BALANCE
2020 001 GENERAL	1,244,920.71	2,382,287.46	1,828,389.58	1,798,818.59
CASH - GENERAL FUND	2,069.00	75.00	.00	2,144.00
CASH ON HAND	6,547,353.29	9,955.16	1,000,000.00	5,557,308.45
CASH INVESTED - TEXPOOL	3,238,047.80	5,659.31	.00	3,243,707.11
CASH INVESTED - LOGIC	6,130,667.79	9,449.04	600,000.00	5,540,116.83
CASH INVESTED - TEXSTAR	2,003,082.87	2,926.15	.00	2,006,009.02
CASH INVESTED - STONE CASTLE	.00	.00	.00	.00
T-BILLS - INVESTMENTS	1,750,000.00	.00	.00	1,750,000.00
CASH INVESTMENT-CD	20,916,141.46	2,410,352.12	3,428,389.58	19,898,104.00
FUND TOTALS	1,492,437.65	348,032.53	452,498.22	1,387,971.96
2020 011 ROAD & BRIDGE 1	128,623.77	345,942.29	152,498.22	322,067.84
CASH - ROAD & BRIDGE # 1	446,240.27	709.38	100,000.00	346,949.65
CASH INVESTED - TEXPOOL	391,768.17	684.72	.00	392,452.89
CASH INVESTED - LOGIC	525,805.44	636.14	200,000.00	326,501.58
CASH INVESTED - TEXSTAR	.00	.00	.00	.00
STONE CASTLE	.00	.00	.00	.00
T-BILL INVESTMENTS	1,492,437.65	348,032.53	452,498.22	1,387,971.96
FUND TOTALS	1,492,437.65	348,032.53	452,498.22	1,387,971.96
2020 012 ROAD & BRIDGE 2	135,701.78	434,354.41	260,033.48	310,022.71
CASH - ROAD & BRIDGE # 2	233,217.52	331.43	105,000.00	128,548.95
CASH INVESTED - TEXPOOL	285,854.82	475.14	150,000.00	136,329.96
CASH INVESTED - LOGIC	262,818.27	332.70	135,000.00	128,150.97
CASH INVESTED - TEXSTAR	.00	.00	.00	.00
T-BILL INVESTMENTS	917,592.39	435,493.68	650,033.48	703,052.59
FUND TOTALS	917,592.39	435,493.68	650,033.48	703,052.59
2020 013 ROAD & BRIDGE 3	133,705.28	494,276.93	243,141.67	117,429.98
CASH - ROAD & BRIDGE # 3	372,955.50	534.29	125,000.00	248,489.79
CASH INVESTED - TEXPOOL	363,218.98	618.53	100,000.00	263,837.51
CASH INVESTED - LOGIC	453,667.19	528.47	225,000.00	229,195.66
CASH INVESTED - TEXSTAR	.00	.00	.00	.00
T-BILL INVESTMENTS	1,056,136.39	495,958.22	693,141.67	858,952.94
FUND TOTALS	1,056,136.39	495,958.22	693,141.67	858,952.94
2020 014 ROAD & BRIDGE 4	100,738.67	396,038.33	172,756.48	324,020.52
CASH - ROAD & BRIDGE # 4	586,156.08	882.61	145,000.00	442,038.69
CASH INVESTED - TEXPOOL	388,846.01	679.60	.00	389,525.61
CASH INVESTED - LOGIC	616,385.13	838.54	200,000.00	417,223.67
CASH INVESTED - TEXSTAR	.00	.00	.00	.00
T-BILL INVESTMENTS	1,692,125.89	398,439.08	517,756.48	1,572,808.49
FUND TOTALS	1,692,125.89	398,439.08	517,756.48	1,572,808.49
2020 018 CERTZ TIF	.00	.00	.00	.00
CASH - CERTZ TIF	.00	.00	.00	.00
CASH INVESTED	.00	.00	.00	.00
CASH INVESTED - LOGIC	.00	.00	.00	.00
T-BILL INVESTMENT	.00	.00	.00	.00
FUND TOTALS	.00	.00	.00	.00
2020 019 FM & LATERAL	14,353.79	548.40	.00	14,902.19
CASH - FM & LATERAL	331,958.20	538.88	.00	332,497.08
CASH INVESTED - LOGIC	104,828.61	183.21	.00	105,011.82
CASH INVESTED - TEXSTAR	339,836.10	534.25	.00	340,370.35

ACCOUNT NAME
 T-BILL INVESTMENT
 FUND TOTALS

2020 020 TBP C

ACCOUNT NAME	BEGINNING CASH BALANCE	CASH RECEIPTS	CASH DISBURSEMENTS	ENDING CASH BALANCE
CASH INVESTED - T J P C	13,965.29	81,716.00	29,291.07	38,459.64
CASH INVESTED - LOGIC	13,026.08	21.18	.00	13,047.26
CASH INVESTED - TEXSTAR	.00	.00	.00	.00
FUND TOTALS	939,221	81,737.18	29,291.07	51,506.90

2020 021 JUVENILE PROB-ISP

CASH - JUVENILE PROBATION INVESTMENTS	7,391.10	10.33	.00	7,401.43
CASH INVESTED - LOGIC	5,036.14	8.16	.00	5,044.30
CASH INVESTED - TEXSTAR	.00	.00	.00	.00
FUND TOTALS	12,427.24	18.49	.00	12,445.73

2020 022 JUVENILE PROBATION

CASH - JUV. PROB. DIV INVESTMENTS	15,761.58	131.94	.00	15,893.52
FUND TOTALS	15,761.58	131.94	.00	15,893.52

2020 023 JUVENILE PROB. IV-E

CASH - IV-E	100.00	.13	.00	100.13
CASH INVESTED - LOGIC	.00	.00	.00	.00
CASH INVESTED - TEXSTAR	.00	.00	.00	.00
FUND TOTALS	100.00	.13	.00	100.13

2020 028 ADULT PROBATION

CASH - ADULT PROBATION	51,182.74	31,071.79	62,024.01	20,230.52
CASH ON HAND	75.00	.00	.00	75.00
CASH INVESTED - TEXPOOL	216,720.69	351.84	.00	217,072.53
CASH INVESTED - LOGIC	157,063.90	274.50	.00	157,338.40
CASH INVESTED - TEXSTAR	197,110.71	30,344.63	.00	227,455.34
FUND TOTALS	622,153.04	62,042.76	62,024.01	622,171.79

2020 029 COMMUNITY CORRECTIONS

CASH - COMMUNITY CORRECTI INVESTMENTS	29,587.64	.00	5,195.78	24,391.86
CASH INVESTED - LOGIC	.00	.00	.00	.00
FUND TOTALS	29,587.64	.00	5,195.78	24,391.86

2020 031 CONTRACT ELECTIONS

CASH - CONTRACT ELECTIONS	8,339.76	11.65	.00	8,351.41
CASH INVESTED - TEXPOOL	.00	.00	.00	.00
CASH INVESTED - LOGIC	.00	.00	.00	.00
FUND TOTALS	8,339.76	11.65	.00	8,351.41

2020 032 DISTRICT CLERK PRESERVATION

DISTRICT CLERK PRESERVATION	5,449.66	556.60	1,376.68	4,629.58
CASH - DISTRICT CLERK PRESERVATION INVESTMENTS	10,519.66	17.05	.00	10,536.71
CASH INVESTED - LOGIC	.00	.00	.00	.00
CASH INVESTED - TEXSTAR	.00	.00	.00	.00
FUND TOTALS	15,969.32	573.65	1,376.68	15,166.29

2020 033 COUNTY/DISTRICT TECHNOLOGY FUN

CASH - COUNTY/DISTRICT TECH	6,593.09	191.89	.00	6,784.98
-----------------------------	----------	--------	-----	----------

ACCOUNT NAME	BEGINNING CASH BALANCE	CASH RECEIPTS	CASH DISBURSEMENTS	ENDING CASH BALANCE
INVESTMENTS	1,594.84	2.52	.00	1,597.36
CASH INVESTED - LOGIC	.00	.00	.00	.00
CASH INVESTED - TEXSTAR	.00	.00	.00	.00
FUND TOTALS	8,187.93	194.41	.00	8,382.34

2020 034 COURT REPORTER				
CASH - COURT REPORTER FUND	16,834.93	1,086.70	2,033.88	15,887.75
INVESTMENTS	19,264.32	31.23	.00	19,295.55
CASH INVESTED - LOGIC	.00	.00	.00	.00
CASH INVESTED - TEXSTAR	.00	.00	.00	.00
FUND TOTALS	36,099.25	1,117.93	2,033.88	35,183.30

2020 035 PERMANENT IMPROVEMENT				
CASH - PERMANENT IMPROVEM	278,374.69	1,630.54	35,000.00	245,005.23
CASH INVESTED - TEXPOOL	1,134,936.05	36,881.48	.00	1,171,820.53
CASH INVESTED - LOGIC	506,087.48	884.52	.00	506,972.00
CASH INVESTED - TEXSTAR	1,135,335.03	1,784.84	.00	1,137,119.87
STONE CASTLE	.00	.00	.00	.00
T-BILL INVESTMENTS	.00	.00	.00	.00
FUND TOTALS	3,054,733.25	41,184.38	35,000.00	3,060,917.63

2020 037 LAW ENFORCEMENT ED				
CASH - LAW ENFORCEMENT ED	7,714.08	9.79	1,804.00	5,919.87
CASH INVESTED - LOGIC	10,517.44	17.05	.00	10,534.49
CASH INVESTED - TEXSTAR	.00	.00	.00	.00
FUND TOTALS	18,231.52	26.84	1,804.00	16,454.36

2020 038 JP TECH				
CASH - J P TECH FUND	29,440.93	1,430.45	211.47	30,659.91
INVESTMENTS	17,678.41	28.70	.00	17,707.11
CASH INVESTED - LOGIC	.00	.00	.00	.00
CASH INVESTED - TEXSTAR	.00	.00	.00	.00
FUND TOTALS	47,119.34	1,459.15	211.47	48,367.02

2020 040 LAW LIBRARY				
CASH - LAW LIBRARY	33,796.01	1,957.29	526.00	35,227.30
CASH INVESTED	106,038.73	172.16	.00	106,210.89
CASH INVESTED - LOGIC	26,117.50	45.67	.00	26,163.17
CASH INVESTED - TEXSTAR	.00	.00	.00	.00
FUND TOTALS	165,952.24	2,175.12	526.00	167,601.36

2020 041 CC LIBRARY FUND				
CASH - COOKE COUNTY LIBRA	15,244.28	1,763.72	391.49	16,616.51
CASH INVESTED	28,405.38	46.07	.00	28,451.45
CASH INVESTED - LOGIC	.00	.00	.00	.00
CASH INVESTED - TEXSTAR	31,221.16	49.09	.00	31,270.25
T-BILL INVESTMENTS	.00	.00	.00	.00
FUND TOTALS	74,870.82	1,858.88	391.49	76,338.21

2020 042 CC HISTORICAL COMM.				
CASH - COOKE CO. HISTORIC	3,547.93	4.95	.00	3,552.88
FUND TOTALS	3,547.93	4.95	.00	3,552.88

2020 043 JP COURTHOUSE SECURITY				
CASH - JP COURTHOUSE SECURITY	11,037.95	361.88	.00	11,399.83
CASH INVESTED	5,280.07	8.58	.00	5,288.65

ACCOUNT NAME	CASH BEGINNING BALANCE	CASH RECEIPTS	CASH DISBURSEMENTS	CASH ENDING BALANCE
CASH INVESTED - LOGIC	10,473.71	16.47	.00	10,490.18
CASH INVESTED - TEXSTAR	26,791.73	386.93	.00	27,178.66
FUND TOTALS				

2020 044 COURTHOUSE SECURITY	CASH - COURTHOUSE SECURITY	36,808.18	2,474.94	16,227.65	23,055.47
	CASH INVESTED	102,137.62	165.80	.00	102,303.42
	CASH INVESTED - LOGIC	52,414.09	91.60	.00	52,505.89
	CASH INVESTED - TEXSTAR	67,546.76	15,123.58	.00	82,670.34
	FUND TOTALS	258,906.85	17,855.92	16,227.65	260,535.12

2020 045 FLOOD DAMAGE	CASH - FLOOD DAMAGE	.00	.00	.00	.00
	CASH INVESTED - TEXPOOL	.00	.00	.00	.00
	CASH INVESTED - LOGIC	.00	.00	.00	.00
	FUND TOTALS	.00	.00	.00	.00

2020 046 CHAPTER 19	CASH - CHAPTER 19	483.08	483.89	418.67	417.86
	CASH - CHAPTER 19 INVESTMENTS	.00	.00	.00	.00
	FUND TOTALS	483.08	483.89	418.67	417.86

2020 047 CC RECORDS MANAGEMENT	CASH - CC RECORDS MANAGEMENT	2,052.96	72.76	.00	2,125.72
	INVESTMENTS - TEXPOOL	.00	.00	.00	.00
	FUND TOTALS	2,052.96	72.76	.00	2,125.72

2020 048 COUNTY RECORDS MANAGEMENT	CASH - RECORDS MANAGEMENT	25,788.27	1,594.89	3,652.32	23,730.84
	CASH INVESTED - TEXPOOL	19,639.51	31.85	.00	19,671.36
	CASH INVESTED - LOGIC	55,188.04	96.45	.00	55,284.49
	CASH INVESTED - TEXSTAR	16,438.48	25.86	.00	16,464.34
	FUND TOTALS	117,054.30	1,749.05	3,652.32	115,151.03

2020 049 CC RECORDS PRESERVATION	CASH - RECORDS PRESERVATION	49,014.95	118,623.28	216,135.00	50,496.77
	CASH INVESTED - TEXPOOL	55,818.25	82.30	55,000.00	900.55
	CASH INVESTED - LOGIC	.00	.00	.00	.00
	CASH INVESTED - TEXSTAR	35,692.32	20,071.24	55,000.00	763.56
	FUND TOTALS	140,525.52	138,776.82	328,135.00	48,832.66

2020 050 DIST CLERK RECORDS MANAGEMENT	CASH - DIST CLERK RECORDS MANAGEMENT	16,553.18	391.54	.00	16,944.72
	CASH INVESTED	15,782.67	25.63	.00	15,808.30
	CASH INVESTED - LOGIC	.00	.00	.00	.00
	CASH INVESTED - TEXSTAR	.00	.00	.00	.00
	FUND TOTALS	32,335.85	417.17	.00	32,753.02

2020 051 DISTRICT CLERK ARCHIVE	DISTRICT CLERK ARCHIVE	18,506.38	445.31	499.92	18,451.77
	INVESTMENTS	4,208.42	6.82	.00	4,215.24
	CASH INVESTED - LOGIC	.00	.00	.00	.00
	CASH INVESTED - TEXSTAR	.00	.00	.00	.00
	FUND TOTALS	22,714.80	452.13	499.92	22,667.01

2020 052 COUNTY CLERK ARCHIVE FEE	CASH - RECORDS ARCHIVE	25,313.51	7,926.80	6,620.00	26,620.31
-----------------------------------	------------------------	-----------	----------	----------	-----------

ACCOUNT NAME	BEGINNING CASH BALANCE	CASH RECEIPTS	CASH DISBURSEMENTS	ENDING CASH BALANCE
INVESTMENTS	57,269.63	92.97	.00	57,362.60
CASH INVESTED - LOGIC	26,117.50	45.67	.00	26,163.17
CASH INVESTED - TEXSTAR	41,362.45	65.04	.00	41,427.49
FUND TOTALS	150,063.09	8,130.48	6,620.00	151,573.57

2020 053 CA CHECK COLLECTING				
CASH - CHECK COLLECTING &	706.91	.00	110.52	596.39
CASH INVESTED	2,687.48	4.35	.00	2,691.83
CASH INVESTED - LOGIC	.00	.00	.00	.00
CASH INVESTED - TEXSTAR	.00	.00	.00	.00
FUND TOTALS	3,394.39	4.35	110.52	3,288.22

2020 054 DA CHECK COLLECTING				
CASH - DA CHECK COLLECTING	150.34	.00	.00	150.34
CASH INVESTED	.00	.00	.00	.00
FUND TOTALS	150.34	.00	.00	150.34

2020 055 CO ATTY FORFEITURE				
FUND TOTALS	.00	.00	.00	.00

2020 056 DISTRICT ATTY FORFEITURE				
CASH - D.A. FORFEITURE FU	16,655.37	1,142.36	9,327.60	8,470.13
CASH INVESTED - TEXPOOL	31,605.89	51.30	.00	31,657.19
CASH INVESTED - LOGIC	26,117.50	45.67	.00	26,163.17
CASH INVESTED - TEXSTAR	26,004.76	40.88	.00	26,045.64
FUND TOTALS	100,383.52	1,280.21	9,327.60	92,336.13

2020 057 D A SEIZURE FUND				
CASH - SEIZURE-LAW	50,586.74	6,569.76	.00	57,156.50
INVESTMENTS	.00	.00	.00	.00
FUND TOTALS	50,586.74	6,569.76	.00	57,156.50

2020 058 SHERIFF FORFEITURE				
CASH - SHERIFF FORFEITURE	37,647.90	38,357.51	540.00	75,465.41
INVESTMENTS	94,748.26	153.77	.00	94,902.03
CASH INVESTED - LOGIC	26,117.50	45.67	.00	26,163.17
CASH INVESTED - TEXSTAR	61,167.01	30,102.00	.00	91,269.01
FUND TOTALS	219,680.67	68,658.95	540.00	287,779.62

2020 059 JAIL COMMISSARY				
CASH - JAIL COMMISSARY	25,460.42	3,253.48	776.94	27,936.96
CASH INVESTED - TEXPOOL	81,982.53	103.09	.00	82,115.62
CASH INVESTED - LOGIC	.00	.00	.00	.00
CASH INVESTED - TEXSTAR	40,862.93	64.23	.00	40,927.16
FUND TOTALS	148,305.88	3,450.80	776.94	150,979.74

2020 061 2004 GO REPUNDING DEBT SERVICE				
CASH - 2004 GO REPUNDING D/S	33,181.06	2,291.44	.00	35,472.50
CASH INVESTED - TEXPOOL	119,324.46	193.70	.00	119,518.16
CASH INVESTED - LOGIC	182,462.78	318.91	.00	182,781.69
CASH INVESTED - TEXSTAR	175,629.44	276.11	.00	175,905.55
T-BILL INVESTMENTS	.00	.00	.00	.00
FUND TOTALS	510,597.74	3,080.16	.00	513,677.90

2020 088 STATE FEES				
CASH - STATE FEES	88,017.01	113,437.25	167,640.50	33,814.06
CASH INVESTED	58,824.40	87.94	50,000.00	8,912.34

ACCOUNT NAME	BEGINNING CASH BALANCE	CASH RECEIPTS	CASH DISBURSEMENTS	ENDING CASH BALANCE
2020 090 OFFICER'S TRUST				
CASH-OFFICERS TRUST	.00	.00	.00	.00
CASH INVESTED	.00	.00	.00	.00
CASH INVESTED - LOGIC	.00	.00	.00	.00
FUND TOTALS	.00	.00	.00	.00
2020 091 LIBRARY TRUST - LIDDELL				
CASH-LIBRARY TRUST/LIDDELL	933.41	73.14	.00	1,006.55
CD INVESTMENT	15,000.00	.00	.00	15,000.00
FUND TOTALS	15,933.41	73.14	.00	16,006.55
2020 092 LIBRARY TRUST - ROSENSTEIN				
CASH-LIBRARY TRUST/ROSENSTEIN	821.40	1.14	.00	822.54
CD INVESTMENT	19,000.00	.00	.00	19,000.00
FUND TOTALS	19,821.40	1.14	.00	19,822.54
2020 098 PAYROLL CLEARING				
CASH - PAYROLL CLEARING	.00	1,098,381.79	.00	1,098,381.79
INVESTMENTS	.00	.00	.00	.00
FUND TOTALS	.00	1,098,381.79	.00	1,098,381.79
2020 100 CHILD ABUSE PREVENTION FUND				
CASH-CHILD ABUSE PREVENTION	350.36	.48	.00	350.84
CASH INVESTED	.00	.00	.00	.00
FUND TOTALS	350.36	.48	.00	350.84
2020 101 PRETRIAL DIVERSION				
CASH-PRETRIAL DIVERSION	13,720.03	.00	.00	13,720.03
CASH INVESTED	.00	.00	.00	.00
CASH INVESTED - LOGIC	.00	.00	.00	.00
FUND TOTALS	13,720.03	.00	.00	13,720.03
2020 102 HOTEL OCCUPANCY TAX FUND				
CASH - HOTEL OCCUPANCY TAX	22,256.87	24,725.79	.00	46,982.66
CASH INVESTED - TEXPOOL	167,697.15	272.24	.00	167,969.39
CASH INVESTED - LOGIC	.00	.00	.00	.00
CASH INVESTED - TEXSTAR	142,561.12	20,228.03	.00	162,789.15
FUND TOTALS	332,515.14	45,226.06	.00	377,741.20
GRAND TOTALS	33,310,519.91	5,791,226.13	6,473,623.63	32,628,133.41