



MONTHLY REPORT

NOVEMBER 2019


PATTY BRENNAN

COOKE COUNTY TREASURER


FINANCIAL REPORTS

NOVEMBER 2019


In accordance with Local Government Code 114.026, this affidavit states the current cash and reports in the custody of the county treasurer as of this date of November 30, 2019.



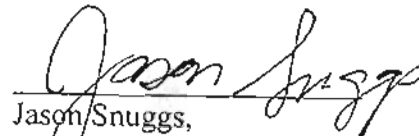
Jason Brinkley,
Cooke County Judge




Pam Harrison,
Cooke County Clerk




Gary Hollowell,
Commissioner Pct. #1




Jason Snuggs,
Commissioner Pct. #2



John Klement,
Commission Pct. #3



Leon Klement,
Commissioner Pct. #4

FILED FOR RECORD
19 DEC 23 PM 1:27
PAM HARRISON
COUNTY CLERK, COOKE CO. TX
BY  DEPUTY

AFFIDAVIT

STATE OF TEXAS

COUNTY OF COOKE


The members of the Commissioners' Court of Cooke County, Texas, state as follows:

The requirement of Subsection (C) of the Texas Local Government Code, §114.026 have been met for the term of November, 2019. The amount of cash and other assets in the custody of the County Treasurer at the time of examination are:


Cash (includes on hand, money market accounts, and short term investments) \$ 31,668,842.23

Other Assets (long term investments) \$ 0.00


Sworn to and subscribed this 23 day of December, 2019.


Jason Brinkley, Cooke County Judge



Gary Hollowell, Commissioner, Pct 1



Jason Snuggs, Commissioner, Pct 2


John Klement, Commissioner, Pct 3


Leon Klement, Commissioner, Pct 4

ATTEST:


Pam Harrison, County Clerk

FILED FOR RECORD
19 DEC 23 PH 1:27
PAM HARRISON
COUNTY CLERK, COOKE CO. TX
BY  DEPUTY

C.D. INVESTMENTS

LANDMARK BANK

NOVEMBER 2019

<u>C.D.#</u>	<u>PURCHASE DATE</u>	<u>AMOUNT</u>	<u>MAT. DATE</u>
GEN/4170808341	May 26, 2019	500,000.00	May 26, 2020
GEN/4170808333	May 26, 2019	500,000.00	May 26, 2020
Library Liddell 7830	Jan 17, 2019	7,500.00	Jan 17, 2021
Library Liddell 7822	Jan 17, 2019	7,500.00	Jan 17, 2021
Library Rosenstein 5099	Sept 12, 2017	11,000.00	Dec 12, 2020
Library Rosenstein 5198	Dec 16, 2017	8,000.00	Mar 16, 2021

INT. EARNED MONTHLY:

2-Gen CD's @ 2.34%
2-Liddell CD's @ 1.90%
2-Rosenstein CD's @ 1.05%

Interest is deposited into the Treasurer's Fund. The 2 Gen CDs' interest is deposited monthly, and the 4 Library's CDs' interest is deposited quarterly.

PROSPERITY BANK

GEN/14401708	Sept 17, 2019	250,000.00	Sept 17, 2021
--------------	---------------	------------	---------------

INT. EARNED MONTHLY:

Gen CD @ 1.85%

Interest accrues monthly and is deposited monthly with depository bank into the Treasurer's Fund.

C.D. INVESTMENTS

THE FIRST STATE BANK

NOVEMBER 2019

<u>C.D.#</u>	<u>PURCHASE DATE</u>	<u>AMOUNT</u>	<u>MAT. DATE</u>
GEN/71445	Sept 17, 2019	250,000.00	Dec 17, 2020

INT. EARNED MONTHLY:

Gen CD @ 1.50%

Interest accrues monthly and is deposited monthly with depository bank into the Treasurer's Fund.

MUENSTER STATE BANK

GEN/2254	Sept 17, 2017	250,000.00	Sept 17, 2021
----------	---------------	------------	---------------

INT. EARNED MONTHLY:

Gen CD @ 1.35%

Interest accrues monthly and is deposited monthly with depository bank into the Treasurer's Fund.

INVESTMENTS-TEXPOOL
PATTY BRENNAN, COOKE COUNTY TREASURER
NOVEMBER 2019

ACCT NAME	BALANCE FORWARD	DEPOSITS	WITH-DRAWALS	CURRENT INTEREST	ENDING BALANCE
GENERAL	\$ 5,557,308.45	\$ -	\$ -	\$ 7,661.81	\$ 5,564,970.26
R & B -1	\$ 346,949.65	\$ -	\$ -	\$ 478.36	\$ 347,428.01
R & B -2	\$ 128,548.95	\$ -	\$ -	\$ 177.22	\$ 128,726.17
R & B -3	\$ 248,489.79	\$ -	\$ -	\$ 342.57	\$ 248,832.36
R & B -4	\$ 442,038.69	\$ -	\$ -	\$ 609.40	\$ 442,648.09
FM & L	\$ 332,497.08	\$ -	\$ -	\$ 458.45	\$ 332,955.53
STATE FUNDS	\$ 8,912.34	\$ 50,000.00	\$ -	\$ 25.94	\$ 58,938.28
TJPC	\$ 13,047.26	\$ -	\$ -	\$ 18.00	\$ 13,065.26
DIST CLK PRESERVATION	\$ 10,536.71	\$ -	\$ -	\$ 14.49	\$ 10,551.20
COUNTY/DIST TECH	\$ 1,597.36	\$ -	\$ -	\$ 2.13	\$ 1,599.49
ADULT PROB	\$ 217,072.53	\$ -	\$ -	\$ 299.27	\$ 217,371.80
JUV-ISP	\$ 5,044.30	\$ -	\$ -	\$ 6.93	\$ 5,051.23
COURT REP	\$ 19,295.55	\$ -	\$ -	\$ 26.62	\$ 19,322.17
PERM IMP	\$ 1,171,820.53	\$ 125,000.00	\$ -	\$ 1,649.73	\$ 1,298,470.26
LAW ENFORCEMENT ED	\$ 10,534.49	\$ -	\$ -	\$ 14.49	\$ 10,548.98
JP-CH SECURITY	\$ 5,288.65	\$ -	\$ -	\$ 7.24	\$ 5,295.89
DIST CLK RECORDS MGMT	\$ 15,808.30	\$ -	\$ -	\$ 21.79	\$ 15,830.09
DIST CLK ARCHIVE	\$ 4,215.24	\$ -	\$ -	\$ 5.74	\$ 4,220.98
COUNTY ATTY CHECK COLLECT	\$ 2,691.83	\$ -	\$ -	\$ 3.64	\$ 2,695.47
LAW LIBRARY	\$ 106,210.89	\$ -	\$ -	\$ 146.47	\$ 106,357.36
JP TECH	\$ 17,707.11	\$ -	\$ -	\$ 24.39	\$ 17,731.50
C H SECURITY	\$ 102,303.42	\$ -	\$ -	\$ 141.08	\$ 102,444.50
REC MGMT	\$ 19,671.36	\$ -	\$ -	\$ 27.13	\$ 19,698.49
REC PRESV	\$ 900.55	\$ -	\$ -	\$ 1.20	\$ 901.75
LIBRARY	\$ 28,451.45	\$ -	\$ -	\$ 39.23	\$ 28,490.68
ARCHIVE	\$ 57,362.60	\$ -	\$ -	\$ 79.07	\$ 57,441.67
DIST ATTY FORFEITURE	\$ 31,657.19	\$ -	\$ -	\$ 43.65	\$ 31,700.84
SHERIFF FORFEITURE	\$ 94,902.03	\$ -	\$ -	\$ 130.84	\$ 95,032.87
JAIL COMMISSARY	\$ 82,115.62	\$ -	\$ -	\$ 113.20	\$ 82,228.82
2004 GO-REFUNDING	\$ 119,518.16	\$ 50,000.00	\$ -	\$ 178.46	\$ 169,696.62
HOTEL/MOTEL TAX	\$ 167,969.39	\$ -	\$ -	\$ 231.55	\$ 168,200.94
TOTAL: TREAS FUND	\$ 9,370,467.47	\$ 225,000.00	\$ -	\$ 12,980.09	\$ 9,608,447.56

YEAR - TO - DATE INTEREST	BAL FORWARD:	CURRENT INT.:	BALANCE:
	\$ 16,842.53	\$ 12,980.09	\$ 29,822.62

AVG. YEILD FOR NOV 2019 1.68% MKT VALUE/ SHAR: \$ 1.00



Interest Distribution Report



Deposit Reports	Withdrawal Report Scheduler	Transfer Report Access	Multi Transaction Statements Help / Contact Us	Vendor Payment Inquiry Update Profile	Maintenance Change Location Logout
-----------------	-----------------------------	------------------------	---	--	---------------------------------------

Interest Distribution Report

Interest Distribution Report

Generated: 12/02/2019
Settlement Date: 11/29/2019

Location : 77307
Location Name : COOKE COUNTY

Only accounts earning interest during the prior month will show on this report. Those account balances can be viewed on the Summary Statement available under the Statements tab.

Pool Number/Name	Account Number	Account Name	Interest Amount	Month End Balance
449/TexPool	491000001	PERMANENT IMPROVEMENT	\$1,649.73	\$1,298,470.26
449/TexPool	491000002	ROAD AND BRIDGE FUND 1	\$478.36	\$347,428.01
449/TexPool	491000003	ROAD AND BRIDGE FUND 2	\$177.22	\$128,726.17
449/TexPool	491000004	ROAD AND BRIDGE FUND 3	\$342.57	\$248,832.36
449/TexPool	491000005	ROAD AND BRIDGE FUND 4	\$609.40	\$442,648.09
449/TexPool	491000006	F M AND LATERAL	\$458.45	\$332,955.53
449/TexPool	491000007	GENERAL FUND	\$7,661.81	\$5,564,970.26
449/TexPool	491000008	STATE FUNDS	\$25.94	\$58,938.28
449/TexPool	491000009	RECORDS PRESERVATION	\$1.20	\$901.75
449/TexPool	491000011	LIBRARY FUND	\$39.23	\$28,490.68
449/TexPool	491000013	ADULT PROBATION	\$299.27	\$217,371.00
449/TexPool	491000015	JUVENILE INTENSIVE SUPERVISION PRG	\$6.93	\$5,051.23
449/TexPool	491000016	COURT HOUSE SECURITY	\$141.00	\$102,444.50
449/TexPool	491000020	RECORDS MANAGEMENT	\$27.13	\$19,698.49
449/TexPool	491000021	ARCHIVE FEES	\$79.07	\$57,441.67
449/TexPool	491000022	LAW LIBRARY	\$146.47	\$106,357.36
449/TexPool	491000023	JP'S TECH FUND	\$24.39	\$17,731.50
449/TexPool	491000026	COURT REPORTER FEES	\$26.62	\$19,322.17
449/TexPool	491000027	TJPC	\$18.00	\$13,065.26
449/TexPool	491000029	DISTRICT CLK PRESERVATION	\$14.49	\$10,551.20
449/TexPool	491000030	COUNTY/DIST TECH	\$2.13	\$1,599.49
449/TexPool	491000031	LAW ENFORCEMENT ED	\$14.49	\$10,548.98
449/TexPool	491000032	JP-CH SECURITY	\$7.24	\$5,295.89
449/TexPool	491000034	DIST CLK REC MGMT	\$21.79	\$15,830.09
449/TexPool	491000035	DIST CLK ARCHIVE	\$5.74	\$4,220.98
449/TexPool	491000036	CTY ATTY CHECK COLLECT	\$3.64	\$2,695.47
449/TexPool	491000037	DIST ATTY FORFEITURE	\$43.65	\$31,700.04
449/TexPool	491000038	SHERIFF FORFEITURE	\$130.84	\$95,032.87
449/TexPool	491000039	JAIL COMMISSARY	\$113.20	\$82,228.82
449/TexPool	491000061	2004 GO REFUND	\$178.46	\$169,696.62
449/TexPool	491000062	HOTEL/HOTEL TAX	\$231.55	\$168,200.94
TexPool Totals:			\$12,980.09	\$9,608,447.56
Locations Totals			\$12,980.09	\$9,608,447.56



Welcome to TexConnect



Deposit
Reports

Withdrawal
Report Scheduler

Transfer
Report Access

Multi Transaction
Statements
Help / Contact Us

Vendor Payment
Inquiry
Update Profile

Maintenance
Change Location
Logout

Pool Information

Location: 77307
Cooke County

TexPool

Average Monthly rate for November	1.6774%
Average Monthly Dividend Factor for November	0.000045956
Information as of	December 1, 2019
Daily Net Yield	1.6818%
Dividend Factor	0.000046076
7 Day Net Yield	1.66%
Daily Assets	\$20,930,843,220.28
Weighted Average Maturity	36 days
Weighted Average Life	108 days
NAV	1.00007

TexPool Prime

Average Monthly rate for November	1.8665%
Average Monthly Dividend Factor for November	0.000051135
Information as of	December 1, 2019
Daily Net Yield	1.8674%
Dividend Factor	0.000051161
7 Day Net Yield	1.86%
Daily Assets	\$5,831,139,487.59
Weighted Average Maturity	36 days
Weighted Average Life	77 days
NAV	1.00013

Contact Information

Participant Services 1-866-839-7665

Performance quoted represents past performance which is no guarantee of future results. Investment return will vary. The value of an investment when redeemed may be worth more or

INVESTMENTS-TEX STAR
 PATTY BRENNAN, COOKE COUNTY TREASURER
 NOVEMBER 2019

ACCT NAME	BALANCE FORWARD	DEPOSITS	WITH-DRAWALS	CURRENT INTEREST	ENDING BALANCE
GENERAL	\$ 5,540,116.83	\$ -	\$ -	\$ 7,365.98	\$ 5,547,482.81
R & B -1	\$ 326,501.58	\$ -	\$ -	\$ 434.10	\$ 326,935.68
R & B -2	\$ 128,150.97	\$ -	\$ -	\$ 170.35	\$ 128,321.32
R & B -3	\$ 229,195.66	\$ -	\$ -	\$ 304.73	\$ 229,500.39
R & B -4	\$ 417,223.67	\$ -	\$ -	\$ 554.74	\$ 417,778.41
FM & L	\$ 340,370.35	\$ -	\$ -	\$ 452.56	\$ 340,822.91
ADULT PROBATION	\$ 227,455.34	\$ -	\$ -	\$ 302.41	\$ 227,757.75
PERM IMP	\$ 1,137,119.87	\$ 125,000.00	\$ -	\$ 1,544.68	\$ 1,263,664.55
CC LIBRARY	\$ 31,270.25	\$ -	\$ -	\$ 41.56	\$ 31,311.81
JP- CH SECURITY	\$ 10,490.18	\$ -	\$ -	\$ 13.94	\$ 10,504.12
COURTHOUSE SECURITY	\$ 82,670.34	\$ -	\$ -	\$ 109.91	\$ 82,780.25
RECORDS MANAGEMENT	\$ 16,464.34	\$ -	\$ -	\$ 21.89	\$ 16,486.23
RECORDS PRESERVATION	\$ 763.56	\$ -	\$ -	\$ 0.97	\$ 764.53
ARCHIVE FEES	\$ 41,427.49	\$ -	\$ -	\$ 55.07	\$ 41,482.56
2012 GO REFUNDING	\$ 175,905.55	\$ -	\$ -	\$ 233.87	\$ 176,139.42
STATE FEES	\$ 10,755.85	\$ -	\$ -	\$ 14.32	\$ 10,770.17
DIST ATTY FORFEITURE	\$ 26,045.64	\$ -	\$ -	\$ 34.63	\$ 26,080.27
SHERIFF FORFEITURE	\$ 91,269.01	\$ -	\$ -	\$ 121.34	\$ 91,390.35
JAIL COMMISSARY	\$ 40,927.16	\$ -	\$ -	\$ 54.41	\$ 40,981.57
HOTEL/MOTEL TAX	\$ 162,789.15	\$ -	\$ 60,000.00	\$ 166.25	\$ 102,955.40
TOTAL: TREAS FUND	<u>\$ 9,036,912.79</u>	<u>\$ 125,000.00</u>	<u>\$ 60,000.00</u>	<u>\$ 11,997.71</u>	<u>\$ 9,113,910.50</u>

YEAR - TO - DATE INTEREST	BAL FORWARD	CURRENT INT.	BALANCE
	\$ 15,602.26	\$ 11,997.71	\$ 27,599.97

AVG. YEILD FOR NOV 2019 1.62% MKT VALUE / SHARE \$ 1.00



Account Summary

Cooke County

Entity Name: Cooke County

Account Number	Effective Date	Account Name	Account Balance	Current Month Interest
04901-11110	11/29/2019	General	\$5,547,482.81	\$7,365.98
04901-11111	11/29/2019	R&B 1	\$326,935.68	\$434.10
04901-11112	11/29/2019	R&B 2	\$128,321.32	\$170.35
04901-11113	11/29/2019	R&B 3	\$229,500.39	\$304.73
04901-11114	11/29/2019	R&B 4	\$417,778.41	\$554.74
04901-11119	11/29/2019	FM&L	\$340,822.91	\$452.56
04901-11128	11/29/2019	Adult Probation	\$227,757.75	\$302.41
04901-11135	11/29/2019	Permanent Improvement	\$1,263,664.55	\$1,544.68
04901-11141	11/29/2019	CC Library	\$31,311.81	\$41.56
04901-11143	11/29/2019	JP-CH Sec	\$10,504.12	\$13.94
04901-11144	11/29/2019	Courthouse Security	\$82,780.25	\$109.91
04901-11148	11/29/2019	Records Mgmt	\$16,486.23	\$21.89
04901-11149	11/29/2019	Records Preservation	\$764.53	\$0.97
04901-11152	11/29/2019	Archive Fees	\$41,482.56	\$55.07
04901-11158	11/29/2019	Dist Atty Forfeiture	\$26,080.27	\$34.63
04901-11158	11/29/2019	Sheriff Forfeiture	\$91,390.35	\$121.34
04901-11159	11/29/2019	Jail Commissary	\$40,981.57	\$54.41
04901-11161	11/29/2019	2012 GO Refunding Debt Service	\$176,139.42	\$233.87
04901-11162	11/29/2019	Hotel/Motel Tax	\$102,955.40	\$166.25
04901-11188	11/29/2019	State Fees	\$10,770.17	\$14.32
			\$9,113,910.50	\$11,997.71

TexSTAR Participant Services * HilltopSecurities

1201 Elm Street, Suite 3500 * Dallas, Texas 75270 * www.texstar.org * 1-800-TEX-STAR * 214-953-8890 * FAX 214-953-8878



Summary of Interest Earned

Cooke County

Transaction Date	Account Number	Description	Interest Posting	Avg. Monthly Yield
11/29/2019	04901-11110	General	\$7,365.98	1.6177
11/29/2019	04901-11111	R&B 1	\$434.10	1.6177
11/29/2019	04901-11112	R&B 2	\$170.35	1.6177
11/29/2019	04901-11113	R&B 3	\$304.73	1.6177
11/29/2019	04901-11114	R&B 4	\$554.74	1.6177
11/29/2019	04901-11119	FM&L	\$452.56	1.6177
11/29/2019	04901-11128	Adult Probation	\$302.41	1.6177
11/29/2019	04901-11135	Permanent Improvement	\$1,544.68	1.6177
11/29/2019	04901-11141	CC Library	\$41.56	1.6177
11/29/2019	04901-11143	JP-CH Sec	\$13.94	1.6177
11/29/2019	04901-11144	Courthouse Security	\$109.91	1.6177
11/29/2019	04901-11148	Records Mgmt	\$21.89	1.6177
11/29/2019	04901-11149	Records Preservation	\$0.97	1.6177
11/29/2019	04901-11152	Archive Fees	\$55.07	1.6177
11/29/2019	04901-11156	Dist Atty Forfeiture	\$34.63	1.6177
11/29/2019	04901-11158	Sheriff Forfeiture	\$121.34	1.6177
11/29/2019	04901-11159	Jail Commissary	\$54.41	1.6177
11/29/2019	04901-11161	2012 GO Refunding Debt Service	\$233.87	1.6177
11/29/2019	04901-11162	Hotel/Motel Tax	\$166.25	1.6177
11/29/2019	04901-11188	State Fees	\$14.32	1.6177
			\$11,997.71	

TexSTAR Participant Services * HilltopSecurities

1201 Elm Street, Suite 3500 * Dallas, Texas 75270 * www.texstar.org * 1-800-TEX-STAR * 214-953-8890 * FAX 214-953-8878

INVESTMENTS-LOGIC
 PATTY BRENNAN, COOKE COUNTY TREASURER
 NOVEMBER 2019

ACCT NAME	BALANCE FORWARD	DEPOSITS	WITH-DRAWALS	CURRENT INTEREST	ENDING BALANCE
GENERAL	\$ 3,243,707.11	\$ -	\$ -	\$ 4,913.29	\$ 3,248,620.40
R & B -1	\$ 392,452.89	\$ -	\$ -	\$ 594.45	\$ 393,047.34
R & B -2	\$ 136,329.96	\$ -	\$ -	\$ 206.51	\$ 136,536.47
R & B -3	\$ 263,837.51	\$ -	\$ -	\$ 399.65	\$ 264,237.16
R & B -4	\$ 389,525.61	\$ -	\$ -	\$ 590.02	\$ 390,115.63
FM & L	\$ 105,011.82	\$ -	\$ -	\$ 159.07	\$ 105,170.89
ADULT PROBATION	\$ 157,338.40	\$ -	\$ -	\$ 238.32	\$ 157,576.72
PERM IMP	\$ 506,972.00	\$ -	\$ -	\$ 767.91	\$ 507,739.91
LAW LIBRARY	\$ 26,163.17	\$ -	\$ -	\$ 39.63	\$ 26,202.80
COURTHOUSE SECURITY	\$ 52,505.89	\$ -	\$ -	\$ 79.54	\$ 52,585.43
RECORDS MANAGEMENT	\$ 55,284.49	\$ -	\$ -	\$ 83.75	\$ 55,368.24
ARCHIVE FEES	\$ 26,163.17	\$ -	\$ -	\$ 39.63	\$ 26,202.80
DIST ATTY FORFEITURE	\$ 26,163.17	\$ -	\$ -	\$ 39.63	\$ 26,202.80
SHERIFF FOREITURE	\$ 26,163.17	\$ -	\$ -	\$ 39.63	\$ 26,202.80
2012 GO REFUNDING	\$ 182,781.69	\$ -	\$ -	\$ 276.86	\$ 183,058.55
TOTAL: TREAS FUND	<u>\$ 5,590,400.05</u>	<u>\$ -</u>	<u>\$ -</u>	<u>\$ 8,467.89</u>	<u>\$ 5,598,867.94</u>

YEAR - TO - DATE INTEREST	BAL FORWARD	CURRENT INT.	BALANCE
	\$ 10,149.17	\$ 8,467.89	\$ 18,617.06

AVG. YEILD FOR NOV 2019 1.84% MKT VALU/SHARE \$ 1.00



Account Summary

Cooke County

Entity Name: Cooke County

Account Number	Effective Date	Account Name	Account Balance	Current Month Interest
6000885-001	11/29/2019	General	\$3,248,620.40	\$4,913.29
6000885-011	11/29/2019	R&B 1	\$393,047.34	\$594.45
6000885-012	11/29/2019	R&B 2	\$136,536.47	\$206.51
6000885-013	11/29/2019	R&B 3	\$264,237.16	\$399.65
6000885-014	11/29/2019	R&B 4	\$390,115.63	\$590.02
6000885-019	11/29/2019	FM&L	\$105,170.89	\$159.07
6000885-028	11/29/2019	Adult Probation	\$157,576.72	\$238.32
6000885-035	11/29/2019	Permanent Improvement	\$507,739.91	\$767.91
6000885-040	11/29/2019	Law Library	\$26,202.80	\$39.63
6000885-044	11/29/2019	Courthouse Security	\$52,585.43	\$79.54
6000885-048	11/29/2019	Records Mgmt	\$55,368.24	\$83.75
6000885-052	11/29/2019	Archive Fees	\$26,202.80	\$39.63
6000885-056	11/29/2019	Dist. Atty. Forfeiture	\$26,202.80	\$39.63
6000885-058	11/29/2019	Sheriff Forfeiture	\$26,202.80	\$39.63
6000885-061	11/29/2019	2012 Go Refunding Debt Service	\$183,058.55	\$276.86
			\$5,598,867.94	\$8,467.89

For further assistance, please contact LOGIC Participant Services at 1-800-895-6442.



Summary of Interest Earned

Cooke County

Transaction Date	Account Number	Description	Interest Posting	Avg. Monthly Yield
11/29/2019	6000885-001	General	\$4,913.29	1.8429
11/29/2019	6000885-011	R&B 1	\$594.45	1.8429
11/29/2019	6000885-012	R&B 2	\$206.51	1.8429
11/29/2019	6000885-013	R&B 3	\$399.65	1.8429
11/29/2019	6000885-014	R&B 4	\$590.02	1.8429
11/29/2019	6000885-019	FM&L	\$159.07	1.8429
11/29/2019	6000885-028	Adult Probation	\$238.32	1.8429
11/29/2019	6000885-035	Permanent Improvement	\$767.91	1.8429
11/29/2019	6000885-040	Law Library	\$39.63	1.8429
11/29/2019	6000885-044	Courthouse Security	\$79.54	1.8429
11/29/2019	6000885-048	Records Mgmt	\$83.75	1.8429
11/29/2019	6000885-052	Archive Fees	\$39.63	1.8429
11/29/2019	6000885-056	Dist. Atty. Forfeiture	\$39.63	1.8429
11/29/2019	6000885-058	Sheriff Forfeiture	\$39.63	1.8429
11/29/2019	6000885-061	2012 Go Refunding Debt Service	\$276.86	1.8429
			\$8,467.89	

For further assistance, please contact LOGIC Participant Services at 1-800-895-6442.

Cooke County

Attn: Patty Brennan
101 S. Dixon Street
Gainesville, TX 76240

Depositor Statement

November 1, 2019 - November 30, 2019

Account #: 104791304900

Account at-a-Glance

Beginning Balance	2,006,009.02
+ Net Deposits	0.00
+ Net Accrued Interest ²	2,466.57
Ending Balance	2,008,475.59
Days In Period ⁴	30
Average Daily Balance ⁵	2,006,009.02
Net APY This Period ⁸	1.51%
Net APR This Period ⁶	1.4960%
Available Balance ⁷	2,006,009.02

Depositor Information

Website: www.ficaaccount.com

Support Center: (866) 343-5516

Account Transactions

Description	Date	Amount(USD\$)
No transactions in this period		

Insured Depository Detail

Depository Bank	FDIC Cert#	Balance(USD\$)
AVB Bank	2326	10.39
Admirals Bank	27015	144.08
Allegiance Bank Texas	58629	27,398.51
American Pride Bank	58584	10.31
Ameris Bank	20504	2,363.58
Anstaff Bank	3869	9,735.17
Associated Bank National Association	5296	24.92
BNB Bank	6976	5,364.71
Banc of California, National Association	35498	65,383.62
BancCentral National Association	4033	278.76
Bank Michigan	1008	758.05
Bank of Brookhaven	35439	47.96
Bank of China - New York Branch	33653	66,355.47
Bank of England	13303	69,424.51
Bank of Lindsay	19087	36.43
Bank of New England	24540	1,916.64
Bank of Southern California National Associat	57044	23.42
Bank of the Ozarks	110	8,830.34
Bank3	15205	731.81

Cooke County

Attn: Patty Brennan
101 S. Dixon Street
Gainesville, TX 76240

Depositor Statement

November 1, 2019 - November 30, 2019

Account #: 104791304900

Depository Bank	FDIC Cert#	Balance(USD\$)
BankUnited National Association	58979	16,900.05
Bankers Bank of Kansas	27351	32.09
Bankwell Bank	57368	1,521.35
Bar Harbor Bank & Trust	11971	3,563.52
Bennington State Bank	16402	56.11
Berkshire Bank	23621	28.57
Blue Ridge Bank, National Association	35274	547.75
BoFI Federal Bank	35546	3,913.18
Brunswick Bank and Trust Company	20220	20.89
Brunswick State Bank	13692	563.06
C US Bank	18443	38.52
CFBank	28263	18.00
CIBM Bank	11729	1,018.00
Camden National Bank	4255	42.60
Campbell County Bank Inc.	16161	21.21
CapStar Bank	58823	105.32
Capital Bank National Association	35278	20,108.27
Capital One National Association	4297	47,156.91
Cathay Bank	18503	4,089.10
Cedar Rapids State Bank	18820	34.97
CedarStone Bank	57684	191.42
Cendera Bank National Association	3098	1,314.00
Centennial Bank	11241	3,911.90
CenterState Bank of Florida National Associat	33555	276.03
Centier Bank	12854	10.37
CVista Bank	12982	38,296.43
Citibank N.A.	7213	682.07
Citizens Bank National Association	12309	485.16
CommerceWest Bank	57176	49.83
Commercial Bank of Nelson	12246	83.71
Community Bank of the Bay	34210	426.73
ConnectOne Bank	57919	71,813.99
Cornerstone Bank	5635	11.72
Cornerstone Bank	90282	59.10
Cornerstone Community Bank	58411	55.08
Covenant Bank	58502	335.21
Customers Bank	34444	289.77
Dedham Institution for Savings	23620	1,474.60
Diamond Bank	1527	102.69
Dime Bank	9888	249.66
East West Bank	31628	43.15
Elderton State Bank	12985	355.48
Equity Bank	25858	24,602.01
Evergreen Bank Group	35230	257.57
Exchange Bank and Trust Company	13366	728.62
F & M Community Bank National Association	10967	26.16
Farmers & Merchants Savings Bank	10492	265.12
Farmers Trust and Savings Bank	12858	11.37
Farmers and Merchants State Bank of	1599	404.96

Cooke County

Attn: Patty Brennan
101 S. Dixon Street
Gainesville, TX 76240

Depositor Statement

November 1, 2019 - November 30, 2019

Account #: 104791304900

Depository Bank	FDIC Cert#	Balance(USD\$)
Federal Savings Bank	35518	45.65
Fifth Third Bank	6672	39,074.16
Financial Federal Bank	31840	79.28
First Bank	58481	6,709.90
First Carolina Bank	35530	128.02
First Central Savings Bank	34969	1,502.25
First Citrus Bank	34899	16.33
First Community Bank of Western Kentucky	14735	709.23
First County Bank	18204	96.16
First Credit Bank	24332	426.83
First Federal Community Bank National Associa	29787	23.85
First Federal Savings Bank	29056	16.47
First Financial Bank	28905	403.96
First International Bank & Trust	10248	5,734.62
First Merchants Bank National Association	4365	7,871.09
First N.A.	4256	5,251.51
First National Bank of Gordon	5410	12.24
First National Bank of Long Island	7072	10,401.33
First National Bank of Mifflintown	7613	154.53
First National Bank of Pennsylvania	7888	173.80
First Savings Bank Northwest	29058	1,433.39
First Sentinel Bank	31928	425.64
First State Bank	13622	588.02
First State Bank of DeQueen	21805	810.99
First Western Trust Bank	57607	10.03
Florida Business Bank	35304	372.50
Franklin Synergy Bank	58714	33,540.84
GBC International Bank	22366	4,185.12
Gateway Bank	8730	14.67
Georgia Banking Company	57071	24.29
Gold Coast Bank	58654	355.67
Golden Pacific Bank National Association	26881	12.28
Gorham Savings Bank	17748	6,787.10
Great Midwest Bank SSB	29657	25.83
Guaranty Bank	28670	37,240.91
Happy State Bank	10359	10,291.02
Hardin County Bank	20993	408.21
Hardin County Savings Bank	5817	847.13
Hawthorn Bank	10619	7,665.07
Heritage Bank	26372	23.04
Hiawatha Bank and Trust Company	34488	24.93
High Plains Bank	418	61.41
Home Exchange Bank	8884	355.99
Home State Bank	14867	1,016.11
Horizon Bank National Association	4360	592.97
IBERLABANK	28100	178,606.83
Independent Bank	3076	149,503.10
Inland Bank and Trust	22444	83.99
International Bank of Chicago	33708	796.87

Cooke County

Attn: Patty Brennan
101 S. Dixon Street
Gainesville, TX 76240

Depositor Statement

November 1, 2019 - November 30, 2019

Account #: 104791304900

Depository Bank	FDIC Cert#	Balance(USD\$)
International City Bank National Association	25648	657.19
Investar Bank	58316	112,421.41
Ion Bank	18198	69,753.87
Israel Discount Bank of New York	19977	1,999.53
Kennett National Bank	18879	37.81
Landmark Community Bank	34982	9,998.09
Landmark National Bank	5826	321.56
Lead Bank	8283	326.31
Legends Bank	34936	897.29
Lewis & Clark Bank	58428	721.91
Lone Star Bank	58324	23.94
Luana Savings Bank	253	8,460.66
MINT National Bank	58764	46.29
MainStreet Bank	57742	3,504.84
Manufacturers Bank	18618	4,340.62
MapleMark Bank	3182	19,639.65
Mascoma Savings Bank	18013	3,152.06
Meramec Valley Bank	19200	63.32
Merchants & Planters Bank	16464	720.68
Merchants Bank of Indiana	8056	44,720.35
Meridian Bank	57777	4,512.04
MetaBank	30776	17.64
Metro Phoenix Bank	58402	17.65
Metropolitan National Bank	34699	8,749.12
Mid Penn Bank	9889	469.61
MidCoast Community Bank	58498	444.20
Middlefield Banking Company	13716	1,594.65
Midwest Bank National Association	13255	68.00
Midwest Community Bank	19628	55.71
MutualBank	27744	28.54
NewBank	58203	870.68
NexBank SSB	29209	101,745.87
North Side Bank and Trust Company	9457	51.45
Northern Bank & Trust Company	18266	1,530.11
One American Bank	6078	1,390.62
OneUnited Bank	23966	3,071.01
Open Bank	57944	1,133.69
Opportunity Bank of Montana	30182	749.68
Pacific Coast Bankers Bank	34252	191.93
Pacific Enterprise Bank	58415	1,131.82
Pacific Mercantile Bank	34940	32.91
Peapack-Gladstone Bank	11035	146,163.20
Peoples Bank	9489	317.16
Piedmont Bank	58374	99.35
Pilot Bank	27045	216.96
Pinnacle Bank	10634	60.11
Preferred Bank	33539	335.19
Premier Bank	34384	919.98
Prime Alliance Bank	57920	4,979.17

Cooke County

Attn: Patty Brennan
101 S. Dixon Street
Gainesville, TX 76240

Depositor Statement

November 1, 2019 - November 30, 2019

Account #: 104791304900

Depository Bank	FDIC Cert#	Balance(USD\$)
PrimeSouth Bank	5694	86.77
PrivateBank and Trust Company	33306	4,541.00
Progress Bank and Trust	58719	143.18
PromiseOne Bank	58657	120.59
Providence Bank	1643	2,244.34
Provident Bank	90141	230.01
Reading Co-operative Bank	26620	753.14
Regent Bank	4160	1,059.83
Relyance Bank National Association	19371	25.49
RiverBend Bank	26708	63.45
Riverwind Bank	15035	11.15
Royal Savings Bank	28068	2,113.25
Salem Co-operative Bank	27824	86.04
Sandy Spring Bank	4865	1,143.77
Santander Bank, N.A.	29950	11.21
SaviBank	57978	2,827.72
Savoy Bank	58641	197.49
Seacoast National Bank	131	10.15
Seaside National Bank & Trust	58328	200.00
Security Bank and Trust Company	9172	649.62
Security First Bank	5415	599.66
Security State Bank	485	25.86
Security State Bank of Wewoka Oklahoma	8980	13.38
Signature Bank	57053	38,194.25
Simmons First National Bank	3890	406.91
Southern Bank	28332	10,397.76
Southern States Bank	58558	43.30
St. Henry Bank	9871	573.15
Start Community Bank	58952	44.93
Stockmans Bank	12285	242.27
Sussex Bank	22221	40,771.85
Texas Capital Bank National Association	34383	4,201.79
Texas Citizens Bank National Association	58319	85.98
Texas Heritage National Bank	3161	14.80
Third Coast Bank SSB	58716	60,844.42
TriState Capital Bank	58457	36,595.63
Uinta Bank	1167	606.84
Union Savings and Loan Association	27752	162.94
United Bank	22858	167,748.33
Univest Bank and Trust Co.	7759	80.63
Valley National Bank	9396	14,843.63
Valliance Bank	57841	228.11
Verus Bank of Commerce	58025	11.56
Washington Trust Company of Westerly	23623	19,189.62
Webster Five Cents Savings Bank	90297	216.08
Western Alliance Bank	57512	2,062.31
Woori America Bank	24920	8,162.18
Aggregate Net Accrued Interest ³		2,466.57

Cooke County

Attn: Patty Brennan
 101 S. Dixon Street
 Gainesville, TX 76240

Depositor Statement

November 1, 2019 - November 30, 2019

Account #: 104791304900

<i>Total</i>	2,008,475.59
--------------	--------------

Disclosure Information

1 The Federally Insured Cash Account ("FICA®") is not a member of the Federal Deposit Insurance Corporation ("FDIC"), but the banks in which the money is deposited are FDIC members. The FDIC is an independent agency of the U.S. government that protects the funds depositors place in FDIC insured institutions. FDIC deposit insurance is backed by the full faith and credit of the U.S. government.

2 Net Accrued Interest is the estimated amount of the accrued interest earned for the current month less any FICA Fee with respect to such interest. Net Accrued Interest cannot be withdrawn from the account until it is credited to the account. There is no guarantee that the account holder will receive the full amount as stated. Refer to the U.S. Bank Custodial Statement, provided via ficaaccount.com, for further details regarding interest earned and fees charged. Net Accrued Interest is for informational purposes only.

3 Aggregate Net Accrued Interest is the sum of the current month's Net Accrued Interest and any prior period Net Accrued Interest not yet paid.

4 Days In Period ("DIP") is the number of days in the period beginning on, and including the later of, the first day of the month or the business day an initial deposit is received by the FICA Custodian if received on or before 3:00PM EST or the business day immediately following if received after 3:00PM EST, and ending on, and including, the last day of the month. DIP does not include any date on which the balance is zero.

5 Average Daily Balance is the sum of the beginning balance plus any deposits less any withdrawals averaged across number of days in DIP.

6 Net APR. This Period is the annualized rate that reflects the relationship between the net interest received plus any Net Accrued Interest and the Average Daily balance for the statement period. Current yield may be lower or higher than what is stated.

7 Available Balance reflects the amount that can be withdrawn as of the date of the statement. This balance is the Ending Balance less the Aggregate Net Accrued Interest amount.

8 The APY (annual percentage yield) is based on an APR (annual percentage rate) for the period indicated as reported by StoneCastle. Current yield may be lower or higher than what is stated due to changes in market or business conditions.

*Interest will not accrue for balances of \$1,000.00 or lower

We encourage you to compare the information provided in our statement with the U.S. Bank custody statement. You may access the U.S. Bank custody statement by calling 1-866-343-5516.

StoneCastle Cash Management, LLC is an SEC Registered Investment Advisor. StoneCastle Cash Management, LLC is an affiliate of StoneCastle Partners, LLC, a leading asset management and financial services company dedicated to investing and serving the community banking sector. Performance data shown represents past performance, and is no guarantee of future results. Rates may change without notice. Please read the Terms and Conditions relating to the FICA® program for more complete information and the governing terms of the account. Review your statement for accuracy. If you have any questions regarding your account, contact a FICA® representative. Registration with the SEC does not imply a particular level of skill or training.



PROSPERITY BANK

EL CAMPO, TX

Pledge Security Listing

November 30, 2019

ID	CUSIP	Description	Safetkeeping Location	Safetkeeping Receipt	Coupon	Maturity Date	Call Date	Moody	S&P	Fitch	ASC 320	Face Amount	Current Par	Current Book Value	Market Value	Gain/Loss
COOKE COUNTY																
2047	3128MBNA1	FHLMC #G12885	FHLB	x	5.00	06/01/2021		AAA	AA+	AAA	HTM	157,950	465.65	465.65	468.82	3.17
2107	31410GSS8	FNMA #889257	FHLB	x	5.00	04/01/2021		AAA	AA+	AAA	HTM	105,405	295.55	295.55	298.04	2.49
3643	3128MMQX4	FHLMC #G18469	FHLB		2.00	06/01/2028		AAA	AA+	AAA	HTM	212,158	80,891.92	81,058.40	80,850.92	(207.47)
Total for COOKE COUNTY												475,513	81,653.12	81,819.60	81,617.78	(201.81)

Although the information in this report has been obtained from sources believed to be reliable, its accuracy cannot be guaranteed.

Landmark Bank, N.A.

Cooke County

As of: Saturday, November 30, 2019

Detail Section:

<u>Account No.</u>	<u>Balance</u>	<u>Int Rate</u>	<u>Type</u>	<u>Officer</u>
28002408	\$0	0.00%	TDSV	R1B
28002416	\$0	0.00%	TDSV	R1B
28900090	\$167,858	0.00%	CK	R1B
28900287	\$3,555,141	0.70%	CK	R1B
28900325	\$28,000	0.00%	CK	R1B
28900333	\$0	0.00%	CK	R1B
28900341	\$0	0.00%	CK	R1B
28900368	\$82,847	0.70%	CK	R1B
28900376	\$53,851	0.00%	CK	R1B
28900384	\$4,208	0.00%	CK	R1B
28900392	\$402	0.00%	CK	R1B
28900406	\$24,582	0.00%	CK	R1B
28900414	\$1,091	0.00%	CK	R1B
28900422	\$0	0.00%	CK	R1B
28900449	\$0	0.00%	CK	R1B
28900457	\$0	0.00%	CK	R1B
28900465	\$0	0.00%	CK	R1B
28900481	\$112,398	0.00%	CK	R1B
28900511	\$1,654	0.00%	CK	R1B
28900538	\$122	0.00%	CK	R1B
28901259	\$3,445	0.00%	CK	ELE
28901593	\$18,845	0.00%	CK	JDH
4170003539	\$68,950	0.00%	CK	R1B
4170009684	\$0	0.00%	CK	R1B
4170009700	\$3,172	0.00%	CK	R1B
4170013934	\$0	0.00%	CK	JDH
4170023065	\$0	0.00%	CK	R1B
4170045332	\$17,485	0.00%	CK	T1G
4170049177	\$0	0.00%	CK	T1G
4170056479	\$744,915	0.00%	CK	T1G
4170056487	\$24,000	0.00%	CK	T1G
4170800744	\$0	0.00%	TDSV	JDH
4170800751	\$0	0.00%	TDSV	JDH
4170801528	\$0	0.00%	TDSV	R1B
4170801536	\$0	0.00%	TDSV	R1B
4170802286	\$0	0.00%	TDSV	JDH
4170802294	\$0	0.00%	TDSV	JDH
4170802849	\$0	0.00%	TDSV	JDH

12/4/2019 9:16:06 AM

4170802856	\$0	0.00%	TDSV	JDH
4170803896	\$0	0.00%	TDSV	R1B
4170803904	\$0	0.00%	TDSV	R1B
4170804019	\$0	0.00%	TDSV	R1B
4170804142	\$0	0.00%	TDSV	R1B
4170804159	\$0	0.00%	TDSV	R1B
4170804415	\$0	0.00%	TDSV	T1G
4170804423	\$0	0.00%	TDSV	T1G
4170804761	\$0	0.00%	TDSV	T1G
4170804779	\$0	0.00%	TDSV	T1G
4170805073	\$0	0.00%	TDSV	T1G
4170805081	\$0	0.00%	TDSV	T1G
4170805198	\$8,000	1.05%	TDSV	JDH
4170805677	\$0	0.00%	TDSV	T1G
4170805685	\$0	0.00%	TDSV	T1G
4170806451	\$0	0.00%	TDSV	T1G
4170806469	\$0	0.00%	TDSV	T1G
4170806691	\$0	0.00%	TDSV	T1G
4170806709	\$0	0.00%	TDSV	T1G
4170807095	\$0	0.00%	TDSV	T1G
4170807103	\$0	0.00%	TDSV	T1G
4170807822	\$7,500	1.90%	TDSV	T1G
4170807830	\$7,500	1.90%	TDSV	T1G
4170808333	\$500,000	2.34%	TDSV	T1G
4170808341	\$500,000	2.34%	TDSV	T1G

Collateral Section:

<u>Description / LOC No.</u>	<u>Amount</u>	<u>Maturity Date</u>
Securities - Market Value	\$2,416,007	<i>(See add'l report)</i>
2970	\$1,800,000	12/19/2019
3044	\$2,500,000	12/19/2019

Pledge Report Summary:

Total Deposits	\$	5,935,966
Plus Additional Coverage (per Agreement)	\$	0
Total Collateral Needed	\$	<u>5,935,966</u>
Collateral Pledged	\$	6,716,007
FDIC Insurance	\$	250,000
Total Collateral Provided	\$	<u>6,966,007</u>
Total Public Funding Excess / (Needed)	\$	<u>1,030,041</u>

PAGE 1 11/08/19 19:14:52
ACTIVITY BAPN032N
11/08/19 CC3 PROD

FEDERAL RESERVE BANK PLEDGEE

DISTRB PT J1
CYCLE DATE 11-08-2019

PLEDGEE: COOKE COUNTY
100 S. DIXON
RM. 106

J7BM INSTITUTION ID: #J7BM

GAINESVILLE TX 76240

HOLDER : 081500862 - LANDMARK BANK

RESP FRB:H1

ACCOUNT: J7BM - *COOKE COUNTY

CUSIP # TRANSACTION ID

PAR AMOUNT

CLOSING

PAR BAL BVF BOOK VALUE

912796TA7 BILL 01/09/20 01-09-20

2,400,000.00 1.0000000000 2,400,000.00

1108 QMGBA002 000553

2,400,000.00+

912796WD7 BILL 11/12/19 11-12-19

.00 1.0000000000 .00

1108 QMGBA002 000518

2,400,000.00-

PAGE 1 11/21/19 19:13:27
ACTIVITY BAPN032N
11/21/19 CC3 PROD

FEDERAL RESERVE BANK PLEDGEE

DISTRB PT J1
CYCLE DATE 11-21-2019

PLEDGEE: COOKE COUNTY
100 S. DIXON
RM. 106

J7BM INSTITUTION ID: #J7BM

GAINESVILLE TX 76240

HOLDER : 081500862 - LANDMARK BANK

RESP FRB:H1

ACCOUNT: J7BM - *COOKE COUNTY

CUSIP # TRANSACTION ID

PAR AMOUNT CLOSING

PAR BAL BVF BOOK VALUE

3132DMBC8 FEPC 03.000 CLSD0035 04-01-47

2,500,000.00 0.9448692700 2,362,173.18

1121 QMGBA003 000402

2,500,000.00+

912796TA7 BILL 01/09/20

01-09-20

.00 1.0000000000 .00

1121 QMGBA001 000400

2,400,000.00-

PAGE 1 11/29/19 19:28:47
HOLDINGS BAPN032N
CC3 PROD

FEDERAL RESERVE BANK PLEDGEE

DISTRB PT J1
AS OF CLOSE OF BUSINESS 11-29-2019

PLEDGEE: COOKE COUNTY
100 S. DIXON
RM. 106

J7BM INSTITUTION ID: #J7BM

GAINESVILLE TX 76240

HOLDER : 081500862 - LANDMARK BANK

RESP FRB:H1

ACCOUNT: J7BM - *COOKE COUNTY

CUSIP #

BVF

PAR

BALANCE

BOOK VALUE

3132DMBC8 FEPC 03.000 CLSD0035 04-01-47

0.9448692700

2,500,000.00

2,362,173.18

SUBTOTAL:

2,500,000.00

2,362,173.18

GRAND TOTAL:

2,500,000.00

2,362,173.18

Pledge Inventory Report

Landmark Bank
Columbia, MO
FROM 11/1/2019 TO 11/30/2019

Customer ID: 5961
Report Date: 12/3/2019
PAS Rep: Vance Roe
Account Rep: Bob F / Elmer S / Lanier R

Cusip	Description	Maturity/Refunded Dt	Intnl	S&P	Market Price Dt	Original Face	Book Value
Ticket	Location Code/Name	Group	Coupon	Moody	Maturity (Yr)	Par	Market Value
Pledged: J7BM - COOKE COUNTY							
3132DMBC8	FHLMC Pool #SD0035	04/01/2047	AFS		11/29/2019	2,500,000.00	2,424,126.15
1209689	FED - FEDERAL RESERVE BANK	MB2	3.00000		27.35	2,362,173.18	2,416,007.08
1	Total Pledged: J7BM - COOKE COUNTY					2,500,000.00	2,424,126.15
						2,362,173.18	2,416,007.08

This report reflects information submitted to us by the customer. It is not intended to be used as the official record of safekeeping location and/or pledged holdings. This information should be provided by the customer's safekeeper.

PLEGGED SECURITIES FOR COOKE COUNTY
FROM LANDMARK BANK

November

LETTER of CREDIT#	AMOUNT	MAT. DATE
3087-3044	\$ 2,500,000.00	12/19/19
3087-2970	\$ 1,800,000.00	12/19/19

COMBINED STATEMENT OF CASH POSITION FOR NOVEMBER

FUND NAME	CHECKING ACCOUNT	CHECKING AMOUNT	TDOA ACCOUNT	TDOA AMOUNT	FUND TOTAL
2020 001 GENERAL	TREAS FUND	1,273,039.29	TEXPOOL LOGIC TEXSTAR STONE CERT DEPOS	5,564,970.26 3,248,620.40 5,547,482.81 2,008,475.59 1,750,000.00	19,392,588.35
2020 011 ROAD & BRIDGE 1	TREAS FUND	340,156.38	TEXPOOL LOGIC TEXSTAR STONE	347,428.01 393,047.34 326,935.68	1,407,567.41
2020 012 ROAD & BRIDGE 2	TREAS FUND	263,243.18	TEXPOOL LOGIC TEXSTAR	128,726.17 136,536.47 128,321.32	656,827.14
2020 013 ROAD & BRIDGE 3	TREAS FUND	194,561.86	TEXPOOL LOGIC TEXSTAR	248,832.36 264,237.16 229,500.39	937,131.77
2020 014 ROAD & BRIDGE 4	TREAS FUND	307,396.35	TEXPOOL LOGIC TEXSTAR	442,648.09 390,115.63 417,778.41	1,557,938.48
2020 018 CERTZ TIF	TREAS FUND		TEXPOOL LOGIC		
2020 019 FM & LATERAL	TREAS FUND	15,191.53	TEXPOOL LOGIC TEXSTAR	332,955.53 105,170.89 340,822.91	794,140.86
2020 020 TJPC	TREAS FUND	43,123.65	TEXPOOL LOGIC TEXSTAR	13,065.26	56,188.91
2020 021 JUVENILE PROB-ISP	TREAS FUND	7,409.52	TEXPOOL LOGIC TEXSTAR	5,051.23	12,460.75
2020 022 JUVENILE PROBATION	TREAS FUND	15,944.87	TEXPOOL LOGIC		15,944.87
2020 023 JUVENILE PROB. IV-E	TREAS FUND	100.23	TEXPOOL LOGIC TEXSTAR		100.23
2020 028 ADULT PROBATION	TREAS FUND	21,981.29	TEXPOOL LOGIC TEXSTAR	217,371.80 157,576.72 227,757.75	624,687.56
2020 029 COMMUNITY CORRECTIONS	TREAS FUND	1,393.74	TEXPOOL LOGIC		1,393.74
2020 031 CONTRACT ELECTIONS	TREAS FUND	8,686.13	TEXPOOL LOGIC		8,686.13
2020 032 DISTRICT CLERK PRESERVATION	TREAS FUND	4,112.04	TEXPOOL LOGIC	10,551.20	

FUND NAME	CHECKING ACCOUNT	CHECKING AMOUNT	TD0A ACCOUNT	TD0A AMOUNT	FUND TOTAL
2020 033 COUNTY/DISTRICT TECHNOLOGY	TREAS FUND	6,989.77	TEXPOOL LOGIC TEXSTAR	1,599.49	14,663.24
2020 034 COURT REPORTER	TREAS FUND	15,883.34	TEXPOOL LOGIC TEXSTAR	19,322.17	35,205.51
2020 035 PERMANENT IMPROVEMENT	TREAS FUND	290,090.61	TEXPOOL LOGIC TEXSTAR STONE	1,298,470.26 507,739.91 1,263,664.55	3,359,965.33
2020 037 LAW ENFORCEMENT ED	TREAS FUND	5,143.33	TEXPOOL LOGIC TEXSTAR	10,548.98	15,692.31
2020 038 JP TECH	TREAS FUND	30,698.79	TEXPOOL LOGIC TEXSTAR	17,731.50	48,430.29
2020 040 LAW LIBRARY	TREAS FUND	36,000.83	TEXPOOL LOGIC TEXSTAR	106,357.36 26,202.80	168,560.99
2020 041 CC LIBRARY FUND	TREAS FUND	17,360.38	TEXPOOL LOGIC TEXSTAR	28,490.68 31,311.81	77,162.87
2020 042 CC HISTORICAL COMM.	TREAS FUND	3,556.76	TEXPOOL LOGIC TEXSTAR	5,295.89 10,504.12	3,556.76
2020 043 JP COURTHOUSE SECURITY	TREAS FUND	11,680.62	TEXPOOL LOGIC TEXSTAR	102,444.50 52,585.43 82,780.25	27,480.63
2020 044 COURTHOUSE SECURITY	TREAS FUND	25,173.26	TEXPOOL LOGIC TEXSTAR	102,444.50 52,585.43 82,780.25	262,983.44
2020 045 FLOOD DAMAGE	TREAS FUND		TEXPOOL LOGIC		
2020 046 CHAPTER 19	TREAS FUND	160.77-	TEXPOOL		160.77-
2020 047 CC RECORDS MANAGEMENT	TREAS FUND	2,189.10	TEXPOOL		2,189.10
2020 048 COUNTY RECORDS MANAGEMENT	TREAS FUND	21,875.90	TEXPOOL LOGIC TEXSTAR	19,698.49 55,368.24 16,486.23	113,428.86
2020 049 CC RECORDS PRESERVATION	TREAS FUND	43,921.77-	TEXPOOL LOGIC TEXSTAR	901.75 764.53	42,255.49-

FUND NAME	CHECKING ACCOUNT	CHECKING AMOUNT	TDOA ACCOUNT	TDOA AMOUNT	FUND TOTAL
2020 050 DIST CLERK RECORDS MANAGEMENT	TREAS FUND	17,293.22	TEXPOOL LOGIC	15,830.09	33,123.31
2020 051 DISTRICT CLERK ARCHIVE	TREAS FUND	19,236.94	TEXPOOL LOGIC	4,220.98	23,457.92
2020 052 COUNTY CLERK ARCHIVE FEE	TREAS FUND	26,044.30	TEXPOOL LOGIC	57,441.67	151,171.33
2020 053 CA CHECK COLLECTING	TREAS FUND	591.57	TEXPOOL LOGIC	2,695.47	3,287.04
2020 054 DA CHECK COLLECTING	TREAS FUND	150.34	TEXPOOL LOGIC	150.34	150.34
2020 055 CO ATTY FORFEITURE	TREAS FUND	8,479.29	TEXPOOL LOGIC	31,700.84	92,463.20
2020 056 DISTRICT ATTY FORFEITURE	TREAS FUND	55,024.26	TEXPOOL LOGIC	26,202.80	55,024.26
2020 057 D A SEIZURE FUND	TREAS FUND	32,068.41	TEXPOOL LOGIC	95,032.87	244,694.43
2020 058 SHERIFF FORFEITURE	TREAS FUND	27,469.01	TEXPOOL LOGIC	26,202.80	150,679.40
2020 059 JAIL COMMISSARY	TREAS FUND	92,107.69	TEXPOOL LOGIC	91,390.35	621,002.28
2020 061 2004 GO REFUNDING DEBT SERVITREAS	TREAS FUND	84,298.54	TEXPOOL LOGIC	169,696.62	154,006.99
2020 088 STATE FEES	TREAS FUND	1,007.64	TEXSTAR	183,058.55	
2020 090 OFFICER'S TRUST	TREAS FUND	823.43	TEXSTAR	176,139.42	
2020 091 LIBRARY TRUST - LIDDELL	TREAS FUND	351.22	TEXSTAR	58,938.28	
2020 092 LIBRARY TRUST - ROSENSTEIN	TREAS FUND	13,720.03	TEXSTAR	10,770.17	
2020 098 PAYROLL CLEARING	TREAS FUND	17,516.51	TEXSTAR	154,006.99	
2020 100 CHILD ABUSE PREVENTION FUND	TREAS FUND		CERT DEPOS	15,000.00	16,007.64
2020 101 PRETRIAL DIVERSION	TREAS FUND		CERT DEPOS	19,000.00	19,823.43
2020 102 HOTEL OCCUPANCY TAX FUND	TREAS FUND		TEXPOOL LOGIC	168,200.94	13,720.03

DATE 12/19/2019 TIME 11:09

COMBINED STATEMENT OF CASH POSITION FOR NOVEMBER

GELL102 PAGE 4

FUND NAME	CHECKING ACCOUNT	CHECKING AMOUNT	TDOA ACCOUNT	TDOA AMOUNT	FUND TOTAL
		-----		-----	-----
			TEXSTAR	102,955.40	288,672.85
TOTAL		3,315,082.61		28,113,701.59	31,428,784.20

CHECK ACCOUNT

CHECK

ACCOUNT BALANCE - TREAS FUND

3,315,082.61

TOTAL

3,315,082.61

TDOA ACCOUNT

TDOA

ACCOUNT BALANCE - TEXPOOL

9,608,447.56

ACCOUNT BALANCE - LOGIC

5,598,867.94

ACCOUNT BALANCE - TEXSTAR

9,113,910.50

ACCOUNT BALANCE - STONE

2,008,475.59

ACCOUNT BALANCE - CERT DEPOS

1,784,000.00

TOTAL

28,113,701.59

ACCOUNT NAME	BEGINNING CASH BALANCE	CASH RECEIPTS	CASH DISBURSEMENTS	ENDING CASH BALANCE
2020 001 GENERAL				
CASH - GENERAL FUND	1,798,818.59	1,489,157.30	2,014,936.60	1,273,039.29
CASH ON HAND	2,144.00	198.00	.00	2,342.00
CASH INVESTED - TEXPOOL	5,857,308.45	1,661.81	.00	5,858,970.26
CASH INVESTED - LOGIC	3,243,707.11	4,913.29	.00	3,248,620.40
CASH INVESTED - TEXSTAR	5,540,116.83	7,365.98	.00	5,547,482.81
CASH INVESTED - STONE CASTLE	2,006,009.02	2,466.57	.00	2,008,475.59
T-BILLS - INVESTMENTS	.00	.00	.00	.00
CASH INVESTMENT-CD	1,750,000.00	.00	.00	1,750,000.00
FUND TOTALS	19,898,104.00	1,511,762.95	2,014,936.60	19,394,930.35
2020 011 ROAD & BRIDGE 1				
CASH - ROAD & BRIDGE # 1	322,067.84	102,835.30	84,746.76	340,156.38
CASH INVESTED - TEXPOOL	346,949.65	478.36	.00	347,428.01
CASH INVESTED - LOGIC	392,452.89	594.45	.00	393,047.34
CASH INVESTED - TEXSTAR	326,501.58	434.10	.00	326,935.68
STONE CASTLE	.00	.00	.00	.00
T-BILL INVESTMENTS	.00	.00	.00	.00
FUND TOTALS	1,387,971.96	104,342.21	84,746.76	1,407,567.41
2020 012 ROAD & BRIDGE 2				
CASH - ROAD & BRIDGE # 2	310,022.71	102,526.37	149,305.90	263,243.18
CASH INVESTED - TEXPOOL	128,548.95	177.22	.00	128,726.17
CASH INVESTED - LOGIC	136,329.96	206.51	.00	136,536.47
CASH INVESTED - TEXSTAR	128,150.97	170.35	.00	128,321.32
T-BILL INVESTMENTS	.00	.00	.00	.00
FUND TOTALS	703,052.59	103,080.45	149,305.90	656,827.14
2020 013 ROAD & BRIDGE 3				
CASH - ROAD & BRIDGE # 3	117,429.98	236,297.95	159,156.07	194,561.86
CASH INVESTED - TEXPOOL	248,489.79	342.57	.00	248,832.36
CASH INVESTED - LOGIC	263,837.51	399.65	.00	264,237.16
CASH INVESTED - TEXSTAR	229,195.66	304.73	.00	229,500.39
T-BILL INVESTMENTS	.00	.00	.00	.00
FUND TOTALS	858,952.94	237,334.90	159,156.07	937,131.77
2020 014 ROAD & BRIDGE 4				
CASH - ROAD & BRIDGE # 4	324,020.52	102,581.70	119,205.87	307,396.35
CASH INVESTED - TEXPOOL	442,038.69	609.40	.00	442,648.09
CASH INVESTED - LOGIC	389,525.61	590.02	.00	390,115.63
CASH INVESTED - TEXSTAR	417,223.67	554.74	.00	417,778.41
T-BILL INVESTMENTS	.00	.00	.00	.00
FUND TOTALS	1,572,808.49	104,335.86	119,205.87	1,557,938.48
2020 018 CERTZ TIP				
CASH - CERTZ TIP	.00	.00	.00	.00
CASH INVESTED	.00	.00	.00	.00
CASH INVESTED - LOGIC	.00	.00	.00	.00
T-BILL INVESTMENT	.00	.00	.00	.00
FUND TOTALS	.00	.00	.00	.00
2020 019 FM & LATERAL				
CASH - FM & LATERAL	14,902.19	316.33	26.99	15,191.53
CASH INVESTED	332,497.08	458.45	.00	332,955.53
CASH INVESTED - LOGIC	105,011.82	159.07	.00	105,170.89
CASH INVESTED - TEXSTAR	340,370.35	452.56	.00	340,822.91

ACCOUNT NAME	BEGINNING CASH BALANCE	CASH RECEIPTS	CASH DISBURSEMENTS	ENDING CASH BALANCE
T-BILL INVESTMENT	.00	.00	.00	.00
FUND TOTALS	792,781.44	1,386.41	26,999.00	794,140.86

2020 020 TJPC				
CASH - T.J.P.C.	38,459.64	26,595.13	21,931.12	43,123.65
CASH INVESTED - LOGIC	13,047.26	18.00	.00	13,065.26
CASH INVESTED - TEXSTAR	.00	.00	.00	.00
FUND TOTALS	51,506.90	26,613.13	21,931.12	56,188.91

2020 021 JUVENILE PROB-ISP				
CASH - JUVENILE PROBATION INVESTMENTS	7,401.43	8.09	.00	7,409.52
CASH INVESTED - LOGIC	5,044.30	6.93	.00	5,051.23
CASH INVESTED - TEXSTAR	.00	.00	.00	.00
FUND TOTALS	12,445.73	15.02	.00	12,460.75

2020 022 JUVENILE PROBATION				
CASH - JUV. PROB. DIV INVESTMENTS	15,893.52	51.35	.00	15,944.87
FUND TOTALS	15,893.52	51.35	.00	15,944.87

2020 023 JUVENILE PROB. IV-E				
CASH - IV-E	100.13	.10	.00	100.23
CASH INVESTED - LOGIC	.00	.00	.00	.00
CASH INVESTED - TEXSTAR	.00	.00	.00	.00
FUND TOTALS	100.13	.10	.00	100.23

2020 028 ADULT PROBATION				
CASH - ADULT PROBATION CASH ON HAND	20,230.52	33,194.31	31,443.54	21,981.29
CASH INVESTED - TEXPOOL	75.00	.00	.00	75.00
CASH INVESTED - LOGIC	217,072.53	299.27	.00	217,371.80
CASH INVESTED - TEXSTAR	157,338.40	238.32	.00	157,576.72
FUND TOTALS	227,455.34	302.41	.00	227,757.75

2020 029 COMMUNITY CORRECTIONS				
CASH - COMMUNITY CORRECTI INVESTMENTS	24,391.86	.00	22,998.12	1,393.74
CASH INVESTED - LOGIC	.00	.00	.00	.00
FUND TOTALS	24,391.86	.00	22,998.12	1,393.74

2020 031 CONTRACT ELECTIONS				
CASH - CONTRACT ELECTIONS	8,351.41	334.72	.00	8,686.13
CASH INVESTED - TEXPOOL	.00	.00	.00	.00
CASH INVESTED - LOGIC	.00	.00	.00	.00
FUND TOTALS	8,351.41	334.72	.00	8,686.13

2020 032 DISTRICT CLERK PRESERVATION				
CASH - DISTRICT CLERK PRESERVATI INVESTMENTS	4,629.58	864.24	1,381.78	4,112.04
CASH INVESTED - LOGIC	10,536.71	14.49	.00	10,551.20
CASH INVESTED - TEXSTAR	.00	.00	.00	.00
FUND TOTALS	15,166.29	878.73	1,381.78	14,663.24

2020 033 COUNTY/DISTRICT TECHNOLOGY FUN				
CASH - COUNTY/DISTRICT TECH	6,784.98	204.79	.00	6,989.77

ACCOUNT NAME	BEGINNING CASH BALANCE	CASH RECEIPTS	CASH DISBURSEMENTS	ENDING CASH BALANCE
INVESTMENTS	1,597.36	2.13	.00	1,599.49
CASH INVESTED - LOGIC	.00	.00	.00	.00
CASH INVESTED - TEXSTAR	.00	.00	.00	.00
FUND TOTALS	8,382.34	206.92	.00	8,589.26

ACCOUNT NAME	BEGINNING CASH BALANCE	CASH RECEIPTS	CASH DISBURSEMENTS	ENDING CASH BALANCE
CASH - COURT REPORTER	15,887.15	665.75	670.16	15,883.34
INVESTMENTS	19,295.55	26.62	.00	19,322.17
CASH INVESTED - LOGIC	.00	.00	.00	.00
CASH INVESTED - TEXSTAR	.00	.00	.00	.00
FUND TOTALS	35,183.30	692.37	670.16	35,205.51

ACCOUNT NAME	BEGINNING CASH BALANCE	CASH RECEIPTS	CASH DISBURSEMENTS	ENDING CASH BALANCE
CASH - PERMANENT IMPROVEMENT	245,005.23	45,105.30	19.92	290,090.61
CASH INVESTED - TEXPOOL	1,171,820.53	126,649.72	.00	1,298,470.25
CASH INVESTED - LOGIC	506,972.00	757.91	.00	507,739.91
CASH INVESTED - TEXSTAR	1,137,119.87	126,544.68	.00	1,263,664.55
STONE CASTLES	.00	.00	.00	.00
T-BILL INVESTMENTS	.00	.00	.00	.00
FUND TOTALS	3,060,917.63	239,057.62	19.92	3,358,955.33

ACCOUNT NAME	BEGINNING CASH BALANCE	CASH RECEIPTS	CASH DISBURSEMENTS	ENDING CASH BALANCE
CASH - LAW ENFORCEMENT ED	5,919.87	6.28	782.82	5,143.33
CASH INVESTED - LOGIC	10,534.49	14.49	.00	10,548.98
CASH INVESTED - TEXSTAR	.00	.00	.00	.00
FUND TOTALS	16,454.36	20.77	782.82	15,692.31

ACCOUNT NAME	BEGINNING CASH BALANCE	CASH RECEIPTS	CASH DISBURSEMENTS	ENDING CASH BALANCE
CASH - J P TECH FUND	30,659.91	1,126.29	1,087.41	30,698.79
INVESTMENTS	17,707.11	24.39	.00	17,731.50
CASH INVESTED - LOGIC	.00	.00	.00	.00
CASH INVESTED - TEXSTAR	.00	.00	.00	.00
FUND TOTALS	48,367.02	1,150.68	1,087.41	48,430.29

ACCOUNT NAME	BEGINNING CASH BALANCE	CASH RECEIPTS	CASH DISBURSEMENTS	ENDING CASH BALANCE
CASH - LAW LIBRARY	35,227.30	1,233.53	460.00	36,000.83
CASH INVESTED	106,210.89	146.47	.00	106,357.36
CASH INVESTED - LOGIC	26,163.17	39.63	.00	26,202.80
CASH INVESTED - TEXSTAR	.00	.00	.00	.00
FUND TOTALS	167,601.36	1,419.63	460.00	168,560.99

ACCOUNT NAME	BEGINNING CASH BALANCE	CASH RECEIPTS	CASH DISBURSEMENTS	ENDING CASH BALANCE
CASH - COOKE COUNTY LIBRA	16,616.51	871.00	127.13	17,360.38
CASH INVESTED	28,451.45	39.23	.00	28,490.68
CASH INVESTED - LOGIC	.00	.00	.00	.00
CASH INVESTED - TEXSTAR	31,270.25	41.56	.00	31,311.81
T-BILL INVESTMENTS	.00	.00	.00	.00
FUND TOTALS	76,338.21	951.79	127.13	77,162.87

ACCOUNT NAME	BEGINNING CASH BALANCE	CASH RECEIPTS	CASH DISBURSEMENTS	ENDING CASH BALANCE
CASH - COOKE CO. HISTORIC	3,552.88	3.88	.00	3,556.76
FUND TOTALS	3,552.88	3.88	.00	3,556.76

ACCOUNT NAME	BEGINNING CASH BALANCE	CASH RECEIPTS	CASH DISBURSEMENTS	ENDING CASH BALANCE
CASH - JP COURTHOUSE SECURITY	11,399.83	280.79	.00	11,680.62
CASH INVESTED	5,288.65	7.24	.00	5,295.89

ACCOUNT NAME	BEGINNING CASH BALANCE	CASH RECEIPTS	CASH DISBURSEMENTS	ENDING CASH BALANCE
CASH INVESTED - LOGIC	.00	.00	.00	.00
CASH INVESTED - TEXSTAR	10,490.18	13.94	.00	10,504.12
FUND TOTALS	27,178.66	301.97	.00	27,480.63

CASH - COURTHOUSE SECURITY	23,055.47	2,117.79	.00	25,173.26
CASH INVESTED	102,303.42	141.08	.00	102,444.50
CASH INVESTED - LOGIC	52,505.89	79.54	.00	52,585.43
CASH INVESTED - TEXSTAR	82,670.34	109.91	.00	82,780.25
FUND TOTALS	260,535.12	2,448.32	.00	262,983.44

CASH - FLOOD DAMAGE	.00	.00	.00	.00
CASH INVESTED - TEXPOOL	.00	.00	.00	.00
CASH INVESTED - LOGIC	.00	.00	.00	.00
FUND TOTALS	.00	.00	.00	.00

CASH - CHAPTER 19	417.86	417.86	160.77	160.77
CASH - CHAPTER 19 INVESTMENTS	.00	.00	.00	.00
FUND TOTALS	417.86	417.86	160.77	160.77

CASH - CC RECORDS MANAGEMENT	2,125.72	63.38	.00	2,189.10
INVESTMENTS - TEXPOOL	.00	.00	.00	.00
FUND TOTALS	2,125.72	63.38	.00	2,189.10

CASH - RECORDS MANAGEMENT	23,730.84	1,814.92	3,669.86	21,875.90
CASH INVESTED - TEXPOOL	19,671.36	27.13	.00	19,698.49
CASH INVESTED - LOGIC	55,284.49	83.75	.00	55,368.24
CASH INVESTED - TEXSTAR	16,464.34	21.89	.00	16,486.23
FUND TOTALS	115,151.03	1,947.69	3,669.86	113,428.86

CASH - RECORDS PRESERVATION	50,496.77	6,575.00	.00	43,921.77
CASH INVESTED - TEXPOOL	900.55	1.20	.00	901.75
CASH INVESTED - LOGIC	.00	.00	.00	.00
CASH INVESTED - TEXSTAR	763.56	.97	.00	764.53
FUND TOTALS	48,832.66	6,577.17	.00	42,255.49

CASH - DIST CLERK RECORDS MANAGEMENT	16,944.72	597.50	249.00	17,293.22
CASH INVESTED	15,808.30	21.79	.00	15,830.09
CASH INVESTED - LOGIC	.00	.00	.00	.00
CASH INVESTED - TEXSTAR	.00	.00	.00	.00
FUND TOTALS	32,753.02	619.29	249.00	33,123.31

CASH - DISTRICT CLERK ARCHIVE	18,451.77	785.17	.00	19,236.94
INVESTMENTS	4,215.24	5.74	.00	4,220.98
CASH INVESTED - LOGIC	.00	.00	.00	.00
CASH INVESTED - TEXSTAR	.00	.00	.00	.00
FUND TOTALS	22,667.01	790.91	.00	23,457.92

CASH - COUNTY CLERK ARCHIVE FEE	26,620.31	6,043.99	6,620.00	26,044.30
INVESTMENTS	.00	.00	.00	.00
FUND TOTALS	26,620.31	6,043.99	6,620.00	26,044.30

ACCOUNT NAME	BEGINNING	CASH RECEIPTS	CASH DISBURSEMENTS	ENDING
INVESTMENTS	57,362.60	79.07	.00	57,441.67
CASH INVESTED - LOGIC	26,163.17	39.63	.00	26,202.80
CASH INVESTED - TEXSTAR	41,427.49	55.07	.00	41,482.56
FUND TOTALS	151,573.57	6,217.76	6,620.00	151,171.33

2020 053 CA CHECK COLLECTING				
CASH - CHECK COLLECTING &	596.39	105.00	109.82	591.57
CASH INVESTED	2,691.83	3.64	.00	2,695.47
CASH INVESTED - LOGIC	.00	.00	.00	.00
CASH INVESTED - TEXSTAR	.00	.00	.00	.00
FUND TOTALS	3,288.22	108.64	109.82	3,287.04

2020 054 DA CHECK COLLECTING				
CASH - DA CHECK COLLECTING	150.34	.00	.00	150.34
CASH INVESTED	.00	.00	.00	.00
FUND TOTALS	150.34	.00	.00	150.34

2020 055 CO ATTY FORFEITURE				
FUND TOTALS	.00	.00	.00	.00

2020 056 DISTRICT ATTY FORFEITURE				
CASH - D.A. FORFEITURE FU	8,470.13	9.16	.00	8,479.29
CASH INVESTED - TEXPOOL	31,657.19	43.65	.00	31,700.84
CASH INVESTED - LOGIC	26,163.17	39.63	.00	26,202.80
CASH INVESTED - TEXSTAR	26,045.64	34.63	.00	26,080.27
FUND TOTALS	92,336.13	127.07	.00	92,463.20

2020 057 D A SEIZURE-FUND				
CASH - SEIZURE-LAW	57,156.50	1,400.00	3,532.24	55,024.26
INVESTMENTS	.00	.00	.00	.00
FUND TOTALS	57,156.50	1,400.00	3,532.24	55,024.26

2020 058 SHERIFF FORFEITURE				
CASH - SHERIFF FORFEITURE	75,465.41	378.45	43,775.45	32,068.41
INVESTMENTS	94,902.03	130.84	.00	95,032.87
CASH INVESTED - LOGIC	26,163.17	39.63	.00	26,202.80
CASH INVESTED - TEXSTAR	91,269.01	121.34	.00	91,390.35
FUND TOTALS	287,799.62	670.26	43,775.45	244,694.43

2020 059 JAIL COMMISSARY				
CASH - JAIL COMMISSARY	27,936.96	30.35	498.30	27,469.01
CASH INVESTED - TEXPOOL	82,115.62	113.20	.00	82,228.82
CASH INVESTED - LOGIC	.00	.00	.00	.00
CASH INVESTED - TEXSTAR	40,927.16	54.41	.00	40,981.57
FUND TOTALS	150,979.74	197.96	498.30	150,679.40

2020 061 GO REPUNDING DEBT SERVICE				
CASH - 2004 GO REPUNDING D/S	35,472.50	56,656.26	21.07	92,107.69
CASH INVESTED - TEXPOOL	119,518.16	50,178.46	.00	169,696.62
CASH INVESTED - LOGIC	182,781.69	276.86	.00	183,058.55
CASH INVESTED - TEXSTAR	175,905.55	233.87	.00	176,139.42
T-BILL INVESTMENTS	.00	.00	.00	.00
FUND TOTALS	513,677.90	107,345.45	21.07	621,002.28

2020 088 STATE FEES				
CASH - STATE FEES	33,814.06	50,524.74	40.26	84,398.54
CASH INVESTED	8,912.34	50,025.94	.00	58,938.28

ACCOUNT NAME	BEGINNING CASH BALANCE	CASH RECEIPTS	CASH DISBURSEMENTS	ENDING CASH BALANCE
2020 090 OFFICER'S TRUST				
CASH-OFFICERS TRUST	.00	.00	.00	.00
CASH INVESTED	.00	.00	.00	.00
CASH INVESTED - LOGIC	.00	.00	.00	.00
FUND TOTALS	.00	.00	.00	.00
2020 091 LIBRARY TRUST - LIDDELL				
CASH-LIBRARY TRUST/LIDDELL	1,006.55	1.09	.00	1,007.64
CD INVESTMENT	15,000.00	.00	.00	15,000.00
FUND TOTALS	16,006.55	1.09	.00	16,007.64
2020 092 LIBRARY TRUST - ROSENSTEIN				
CASH-LIBRARY TRUST/ROSENSTEIN	822.54	.89	.00	823.43
CD INVESTMENT	19,000.00	.00	.00	19,000.00
FUND TOTALS	19,822.54	.89	.00	19,823.43
2020 098 PAYROLL CLEARING				
CASH - PAYROLL CLEARING	.00	1,137,354.30	1,137,354.30-	.00
INVESTMENTS	.00	.00	.00	.00
FUND TOTALS	.00	1,137,354.30	1,137,354.30-	.00
2020 100 CHILD ABUSE PREVENTION FUND				
CASH-CHILD ABUSE PREVENTION	350.84	.38	.00	351.22
CASH INVESTED	.00	.00	.00	.00
FUND TOTALS	350.84	.38	.00	351.22
2020 101 PRETRIAL DIVERSION				
CASH-PRETRIAL DIVERSION	13,720.03	.00	.00	13,720.03
CASH INVESTED	.00	.00	.00	.00
CASH INVESTED - LOGIC	.00	.00	.00	.00
FUND TOTALS	13,720.03	.00	.00	13,720.03
2020 102 HOTEL OCCUPANCY TAX FUND				
CASH - HOTEL OCCUPANCY TAX	46,982.66	73,033.85	102,500.00-	17,516.51
CASH INVESTED - TEXPOOL	167,969.39	231.55	.00	168,200.94
CASH INVESTED - LOGIC	.00	.00	.00	.00
CASH INVESTED - TEXSTAR	162,789.15	166.25	60,000.00-	102,955.40
FUND TOTALS	377,741.20	73,431.65	162,500.00-	288,672.85
GRAND TOTALS	31,529,741.62	3,866,270.84	3,966,811.26-	31,431,201.20