



MONTHLY REPORT

JUNE 2019


PATTY BRENNAN

COOKE COUNTY TREASURER

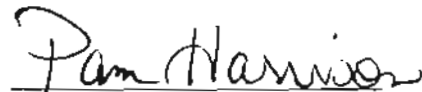
FINANCIAL REPORTS

JUNE 2019


In accordance with Local Government Code 114.026, this affidavit states the current cash and reports in the custody of the county treasurer as of this date of June 30, 2019.




Jason Brinkley,
Cooke County Judge



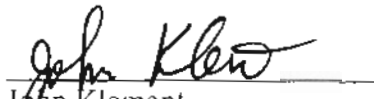
Pam Harrison,
Cooke County Clerk




Gary Hollowell,
Commissioner Pct. #1



Jason Snuggs,
Commissioner Pct. #2



John Klement,
Commission Pct. #3




Leon Klement,
Commissioner Pct. #4

FILED FOR RECORD

19 JUL 22 AM 11:49

PAM HARRISON
COUNTY CLERK, COOKE CO. TX

BY  DEPUTY

AFFIDAVIT

STATE OF TEXAS

COUNTY OF COOKE


The members of the Commissioners' Court of Cooke County, Texas, state as follows:

The requirement of Subsection (C) of the Texas Local Government Code, §114.026 have been met for the term of June, 2019. The amount of cash and other assets in the custody of the County Treasurer at the time of examination are:


Cash (includes on hand, money market accounts, and short term investments) \$ 38,056,157.02

Other Assets (long term investments) \$ 0.00

Sworn to and subscribed this 22 day of July.


Jason Brinkley, Cooke County Judge



Gary Hollowell, Commissioner, Pct 1



Jason Snuggs, Commissioner, Pct 2


John Klement, Commissioner, Pct 3


Leon Klement, Commissioner, Pct 4

ATTEST:


Pam Harrison, County Clerk

FILED FOR RECORD
19 JUL 22 AM 11:49
PAM HARRISON
COUNTY CLERK, COOKE CO. TX
BY  DEPUTY

TOTALS

PRIOR MONTH ENDING BANK STATEMENT BALANCE \$145,861.92 3
 CLEARED DEPOSITS \$1,066,253.52
 CLEARED ADDITIONS \$.00
 CLEARED CHECKS \$36,421.10- 33
 CLEARED DEDUCTIONS \$1,025,892.50- 6

CURRENT MONTH ENDING BANK STATEMENT BALANCE \$149,801.90

CURRENT MONTH ENDING BANK STATEMENT BALANCE \$149,801.90
 OUTSTANDING DEPOSITS \$.00
 OUTSTANDING ADDITIONS \$.00
 OUTSTANDING CHECKS \$2,233.62- 5
 OUTSTANDING DEDUCTIONS \$.00

RECONCILED BOOK BALANCE \$145,568.28

ENDING STATEMENT DATE 06/30/2019 CLERK: PB

PRIOR MONTH ENDING BANK STATEMENT BALANCE \$4,933,103.51 216
 CLEARED DEPOSITS \$2,379,995.80 4
 CLEARED ADDITIONS \$98,825.54 484
 CLEARED CHECKS \$2,306,700.61- 5
 CLEARED DEDUCTIONS \$404,768.70- 5

CURRENT MONTH ENDING BANK STATEMENT BALANCE \$4,700,457.54

CURRENT MONTH ENDING BANK STATEMENT BALANCE \$4,700,547.54
 OUTSTANDING DEPOSITS \$.00
 OUTSTANDING ADDITIONS \$.00
 OUTSTANDING CHECKS \$465,834.17- 492
 OUTSTANDING DEDUCTIONS \$.00

RECONCILED BOOK BALANCE \$4,234,713.37
 ENDING STATEMENT DATE 06/30/2019 CLERK: PB



PROSPERITY BANK®

Pledge Security Listing

June 30, 2019

EL CAMPO, TX

| ID | CUSIP | Description | Safekkeeping Location | Safekkeeping Receipt | Coupon | Maturity Date | Call Date | Moody | S&P | Fitch | ASC 320 | Face Amount | Current Par | Current Book Value | Market Value | Gain/(Loss) |
|-------------------------------|-----------|---------------|-----------------------|----------------------|--------|---------------|-----------|-------|-----|-------|---------|----------------|------------------|--------------------|------------------|-----------------|
| COOKE COUNTY | | | | | | | | | | | | | | | | |
| 2047 | 3128MNBW1 | FHLNC #G12885 | FHLB | x | 5.00 | 06/01/2021 | | AAA | AA+ | AAA | HTM | 157,950 | 1,007.25 | 1,007.25 | 1,015.32 | 8.07 |
| 2107 | 31410GSS8 | FNNNA #889257 | FHLB | x | 5.00 | 04/01/2021 | | AAA | AA+ | AAA | HTM | 105,405 | 537.01 | 537.01 | 541.98 | 4.96 |
| 3643 | 3128MNBW4 | FHLNC #G18669 | FHLB | | 2.00 | 06/01/2028 | | AAA | AA+ | AAA | HTM | 212,158 | 88,179.83 | 88,370.15 | 87,907.16 | (462.99) |
| Total for COOKE COUNTY | | | | | | | | | | | | 475,513 | 89,724.09 | 89,914.41 | 89,464.46 | (449.96) |

Although the information in this report has been obtained from sources believed to be reliable, its accuracy cannot be guaranteed.

PAGE 1 06/25/19 19:32:34
ACTIVITY BAPN032N
06/25/19 CC3 PROD

FEDERAL RESERVE BANK PLEDGEE

DISTRB PT J1
CYCLE DATE 06-25-2019

PLEDGEE: COOKE COUNTY
100 S. DIXON
RM. 106

J7BM INSTITUTION ID: #J78M

GAINESVILLE TX 76240

HOLDER : 081500862 - LANDMARK BANK

RESP FRB:H1

ACCOUNT: J7BM - *COOKE COUNTY

CUSIP # TRANSACTION ID

PAR AMOUNT CLOSING

PAR BAL BVF BOOK VALUE

3133EJRS0 FCFR 03LI BY 20/06 06-15-20

.00 1.0000000000 .00

0625 QMGBA003 000393

2,000,000.00-

3133732Y7 3.625 FHLB 21 IR

03-12-21

.00 1.0000000000 .00

0625 QMGBA002 000386

1,000,000.00-

PAGE 1 06/28/19 20:00:27
 HOLDINGS BAPN032N
 CC3 PROD

FEDERAL RESERVE BANK PLEDGEE

DISTRB PT J1
 AS OF CLOSE OF BUSINESS 06-28-2019

PLEDGEE: COOKE COUNTY J7BM INSTITUTION ID: #J7BM
 100 S. DIXON
 RM. 106

GAINESVILLE TX 76240

HOLDER : 081500862 - LANDMARK BANK

RESP FRB:H1

ACCOUNT: J7BM - *COOKE COUNTY

CUSIP #

BVF

PAR

| BALANCE | BOOK VALUE | | |
|---|--------------|---------------|--|
| 3130A1XJ2 2.875 FHLB 24 RK 06-14-24 | 800,000.00 | 1.0000000000 | |
| 800,000.00 | 800,000.00 | | |
| 3130A5R35 2.875 FHLB 25 TG 06-13-25 | 500,000.00 | 1.0000000000 | |
| 500,000.00 | 500,000.00 | | |
| 31300LVH5 FMAR 848716 G 01-01-37 | 200,000.00 | 0.2064560500 | |
| 200,000.00 | 41,291.21 | | |
| 3133EJQC6 FCFR 03LI BR 20/02 02-25-20 | 400,000.00 | 1.0000000000 | |
| 400,000.00 | 400,000.00 | | |
| 3133TTX48 FGRA 2326ZQ 06/15/31 06-15-31 | 300,000.00 | 0.0799959900 | |
| 300,000.00 | 23,998.80 | | |
| 3133XDVS7 5.25 FHLB 20 EK 12-11-20 | 700,000.00 | 1.0000000000 | |
| 700,000.00 | 700,000.00 | | |
| 3133X8L34 5.365 FHLB 24 EE 09-09-24 | 2,000,000.00 | 1.0000000000 | |
| 2,000,000.00 | 2,000,000.00 | | |
| 3136ACLE9 FNRM RC025BD R13F025 03-25-33 | 1,400,000.00 | 0.3865247000 | |
| 1,400,000.00 | 541,134.58 | | |
| 3136ACU25 FNRM RC015DC R13F015 03-25-33 | 500,000.00 | 0.4026378700 | |
| 500,000.00 | 201,318.94 | | |
| 3136AKJK0 FNRM CL041CM R14F041 06-25-40 | 1,000,000.00 | 0.4343886400 | |
| 1,000,000.00 | 434,388.64 | | |
| 3137B1CT7 FGRM 4195LH 12/15/31 12-15-31 | 600,000.00 | 0.3576935600 | |
| 600,000.00 | 214,616.14 | | |
| 31392WB41 FGRM 2512PG 10/15/22 10-15-22 | 400,000.00 | 0.0862444000 | |
| 400,000.00 | 34,497.76 | | |
| 31394H2Q3 FGRM 2662DH 08/15/23 08-15-23 | 1,200,000.00 | 0.2672349600 | |
| 1,200,000.00 | 320,681.95 | | |
| 31395HVM9 FGRA 2896BZ 11/15/34 11-15-34 | 200,000.00 | 0.8506429600 | |
| 200,000.00 | 170,128.59 | | |
| 38374F2L7 GNRM 2004-24 ZM 04-20-34 | 700,000.00 | 0.7002648331 | |
| 700,000.00 | 490,185.38 | | |
| | | SUBTOTAL : | |
| 10,900,000.00 | 6,872,241.99 | | |
| | | GRAND TOTAL : | |
| 10,900,000.00 | 6,872,241.99 | | |

Pledge Inventory Report

Landmark Bank
Columbia, MO
FROM 6/1/2019 TO 6/30/2019

Customer ID: 5961
Report Date: 7/1/2019
PAS Rep: Vance Roe
Account Rep: Bob Fitzpatrick

| Cusip | Description | Maturity Date | Intent | S&P | Market Price | Original Face | Book Value |
|------------------------------|----------------------------|---------------|---------|-------|---------------|---------------|--------------|
| Tickel | Location Code/Name | Group | Coupon | Moody | Maturity (Yr) | Par | Market Value |
| Pledged: J7BM - COOKE COUNTY | | | | | | | |
| 3133EJOC6 | FED FARM CR BK | 02/25/2020 | AFS | AA+ | 6/28/2019 | 400,000.00 | 400,018.78 |
| 1142450 | FED - FEDERAL RESERVE BANK | AG2 | 2.30063 | Aaa | 0.66 | 400,000.00 | 399,932.01 |
| 3130A1XJ2 | FED HOME LN BK | 06/14/2024 | AFS | AA+ | 6/28/2019 | 800,000.00 | 822,180.28 |
| 1104690 | FED - FEDERAL RESERVE BANK | AGY | 2.87500 | Aaa | 4.96 | 800,000.00 | 837,703.98 |
| 3130A5R35 | FEDERAL HOME LOAN BA | 06/13/2025 | AFS | AA+ | 6/28/2019 | 400,000.00 | 412,723.31 |
| 1102932 | FED - FEDERAL RESERVE BANK | AGY | 2.87500 | Aaa | 5.96 | 400,000.00 | 420,515.99 |
| 3130A5R35 | FEDERAL HOME LOAN BA | 06/13/2025 | AFS | AA+ | 6/28/2019 | 100,000.00 | 102,451.76 |
| 1104689 | FED - FEDERAL RESERVE BANK | AGY | 2.87500 | Aaa | 5.96 | 100,000.00 | 105,129.00 |
| 3133X8L34 | FED HOME LN BK | 09/09/2024 | AFS | AA+ | 6/28/2019 | 2,000,000.00 | 2,295,659.30 |
| 1087540 | FED - FEDERAL RESERVE BANK | AGY | 5.38500 | Aaa | 5.20 | 2,000,000.00 | 2,339,880.06 |
| 3133XDVS7 | FED HOME LN BK | 12/11/2020 | AFS | AA+ | 6/28/2019 | 700,000.00 | 731,946.59 |
| 933583 | FED - FEDERAL RESERVE BANK | AGY | 5.25000 | Aaa | 1.45 | 700,000.00 | 733,040.01 |
| 31300LVH5 | FHLMC ARM POOL #847 | 01/01/2037 | AFS | AA+ | 6/28/2019 | 200,000.00 | 43,734.88 |
| 851172 | FED - FEDERAL RESERVE BANK | MB3 | 4.68600 | Aaa | 17.52 | 41,291.21 | 43,603.10 |
| 3133TTX48 | filmc remic ser 2326 | 06/15/2031 | AFS | NR | 6/28/2019 | 300,000.00 | 26,463.07 |
| 783451 | FED - FEDERAL RESERVE BANK | MB4 | 6.50000 | NR | 11.97 | 23,998.80 | 26,753.30 |
| 3136ACLE9 | FNM13025 BD | 03/25/2033 | AFS | Nr | 6/28/2019 | 1,400,000.00 | 529,643.61 |
| 879680 | FED - FEDERAL RESERVE BANK | MB4 | 2.00000 | Nr | 13.75 | 541,134.58 | 536,904.82 |
| 3136ACU25 | FNM13015 DC | 03/25/2033 | AFS | Nr | 6/28/2019 | 500,000.00 | 197,222.80 |
| 881004 | FED - FEDERAL RESERVE BANK | MB4 | 2.00000 | Nr | 13.75 | 201,318.94 | 199,554.76 |
| 3136AKJK0 | FNR 201441 CM | 06/25/2040 | AFS | Nr | 6/28/2019 | 1,000,000.00 | 419,628.05 |
| 916714 | FED - FEDERAL RESERVE BANK | MB4 | 1.50000 | Nr | 21.00 | 434,388.64 | 430,331.66 |
| 3137B1CT7 | FHL4195 LH | 12/15/2031 | AFS | Nr | 6/28/2019 | 600,000.00 | 209,028.20 |
| 882621 | FED - FEDERAL RESERVE BANK | MB4 | 1.50000 | Nr | 12.47 | 214,616.14 | 206,711.83 |
| 31392WB41 | FHL2612 PG | 10/15/2022 | AFS | Nr | 6/28/2019 | 400,000.00 | 35,722.63 |
| 719635 | FED - FEDERAL RESERVE BANK | MB4 | 5.50000 | Nr | 3.30 | 34,497.76 | 35,413.32 |

This report reflects information submitted to us by the customer. It is not intended to be used as the official record of safekeeping location and/or pledged holdings. This information should be provided by the customer's safekeeper.

Pledge Inventory Report

Landmark Bank
Columbia, MO
FROM 6/1/2019 TO 6/30/2019

Customer ID: 5961
Report Date: 7/1/2019
PAS Rep: Vance Roe
Account Rep: Bob Fitzpatrick

| Cusip Ticket | Description Location Code/Name | Maturity Date Group | Intent Coupon | S&P Moody | Market Price Df Maturity (Yr) | Original Face Par | Book Value Market Value |
|------------------------------|------------------------------------|------------------------|------------------|--------------|----------------------------------|----------------------|----------------------------|
| Pledged: J7BM - COOKE COUNTY | | | | | | | |
| 31394H2Q3 | FHL2662 DH | 08/15/2023 | AFS | | 6/28/2019 | 1,200,000.00 | 333,452.32 |
| 887207 | FED - FEDERAL RESERVE BANK | MB4 | 5.00000 | NR | 4.13 | 320,881.95 | 333,490.00 |
| 31395HVM9 | FHL2696 BZ | 11/15/2034 | AFS | | 6/28/2019 | 200,000.00 | 183,320.65 |
| 856892 | FED - FEDERAL RESERVE BANK | MB4 | 5.00000 | Nr | 15.39 | 170,128.59 | 184,379.74 |
| 38374F2L7 | GNNM04024 ZM | 04/20/2034 | AFS | | 6/28/2019 | 700,000.00 | 538,061.35 |
| 844136 | FED - FEDERAL RESERVE BANK | MB4 | 5.00000 | Nr | 14.82 | 490,185.38 | 538,247.01 |
| 16 | Total Pledged: J7BM - COOKE COUNTY | | | | | 10,900,000.00 | 7,281,257.58 |
| | | | | | | 6,872,241.99 | 7,371,590.59 |

This report reflects information submitted to us by the customer. It is not intended to be used as the official record of safekeeping location and/or pledged holdings. This information should be provided by the customer's safekeeper.

Landmark Bank, N.A.
 Cooke County
 As of: Sunday, June 30, 2019

Detail Section:

| <u>Account No.</u> | <u>Balance</u> | <u>Int Rate</u> | <u>Type</u> | <u>Officer</u> |
|--------------------|----------------|-----------------|-------------|----------------|
| 28002408 | \$0 | 0.00% | TDSV | R1B |
| 28002416 | \$0 | 0.00% | TDSV | R1B |
| 28900090 | \$149,802 | 0.00% | CK | R1B |
| 28900287 | \$4,700,458 | 0.70% | CK | R1B |
| 28900325 | \$24,500 | 0.00% | CK | R1B |
| 28900333 | \$0 | 0.00% | CK | R1B |
| 28900341 | \$0 | 0.00% | CK | R1B |
| 28900368 | \$54,479 | 0.70% | CK | R1B |
| 28900376 | \$116,094 | 0.00% | CK | R1B |
| 28900384 | \$1,080 | 0.00% | CK | R1B |
| 28900392 | \$2,693 | 0.00% | CK | R1B |
| 28900406 | \$109,310 | 0.00% | CK | R1B |
| 28900414 | \$1,265 | 0.00% | CK | R1B |
| 28900422 | \$0 | 0.00% | CK | R1B |
| 28900449 | \$0 | 0.00% | CK | R1B |
| 28900457 | \$0 | 0.00% | CK | R1B |
| 28900465 | \$0 | 0.00% | CK | R1B |
| 28900481 | \$108,441 | 0.00% | CK | R1B |
| 28900511 | \$1,688 | 0.00% | CK | R1B |
| 28900538 | \$1,601 | 0.00% | CK | R1B |
| 28901259 | \$3,495 | 0.00% | CK | ELE |
| 28901593 | \$15,011 | 0.00% | CK | JDH |
| 4170003539 | \$65,450 | 0.00% | CK | R1B |
| 4170009684 | \$0 | 0.00% | CK | R1B |
| 4170009700 | \$4,087 | 0.00% | CK | R1B |
| 4170013934 | \$0 | 0.00% | CK | JDH |
| 4170023065 | \$0 | 0.00% | CK | R1B |
| 4170045332 | \$20,436 | 0.00% | CK | T1G |
| 4170049177 | \$0 | 0.00% | CK | T1G |
| 4170056479 | \$575,570 | 0.00% | CK | T1G |
| 4170056487 | \$21,000 | 0.00% | CK | T1G |
| 4170800744 | \$0 | 0.00% | TDSV | JDH |
| 4170800751 | \$0 | 0.00% | TDSV | JDH |
| 4170801528 | \$0 | 0.00% | TDSV | R1B |
| 4170801536 | \$0 | 0.00% | TDSV | R1B |
| 4170802286 | \$0 | 0.00% | TDSV | JDH |
| 4170802294 | \$0 | 0.00% | TDSV | JDH |
| 4170802849 | \$0 | 0.00% | TDSV | JDH |

| | | | | |
|------------|-----------|-------|------|-----|
| 4170802856 | \$0 | 0.00% | TDSV | JDH |
| 4170803896 | \$0 | 0.00% | TDSV | R1B |
| 4170803904 | \$0 | 0.00% | TDSV | R1B |
| 4170804019 | \$0 | 0.00% | TDSV | R1B |
| 4170804142 | \$0 | 0.00% | TDSV | R1B |
| 4170804159 | \$0 | 0.00% | TDSV | R1B |
| 4170804415 | \$0 | 0.00% | TDSV | T1G |
| 4170804423 | \$0 | 0.00% | TDSV | T1G |
| 4170804761 | \$0 | 0.00% | TDSV | T1G |
| 4170804779 | \$0 | 0.00% | TDSV | T1G |
| 4170805073 | \$0 | 0.00% | TDSV | T1G |
| 4170805081 | \$0 | 0.00% | TDSV | T1G |
| 4170805198 | \$8,000 | 1.05% | TDSV | JDH |
| 4170805677 | \$0 | 0.00% | TDSV | T1G |
| 4170805685 | \$0 | 0.00% | TDSV | T1G |
| 4170806451 | \$0 | 0.00% | TDSV | T1G |
| 4170806469 | \$0 | 0.00% | TDSV | T1G |
| 4170806691 | \$0 | 0.00% | TDSV | T1G |
| 4170806709 | \$0 | 0.00% | TDSV | T1G |
| 4170807095 | \$0 | 0.00% | TDSV | T1G |
| 4170807103 | \$0 | 0.00% | TDSV | T1G |
| 4170807822 | \$7,500 | 1.90% | TDSV | T1G |
| 4170807830 | \$7,500 | 1.90% | TDSV | T1G |
| 4170808333 | \$500,000 | 2.34% | TDSV | T1G |
| 4170808341 | \$500,000 | 2.34% | TDSV | T1G |

Collateral Section:

| <u>Description / LOC No.</u> | <u>Amount</u> | <u>Maturity Date</u> |
|------------------------------|---------------|----------------------|
| Securities - Market Value | \$7,371,591 | (See add'l report) |

Pledge Report Summary:

| | |
|---|---------------------|
| Total Deposits | \$ 6,999,457 |
| Plus Additional Coverage (per Agreement) | \$ 0 |
| Total Collateral Needed | \$ 6,999,457 |
| Collateral Pledged | \$ 7,371,591 |
| FDIC Insurance | \$ 250,000 |
| Total Collateral Provided | \$ 7,621,591 |
| Total Public Funding Excess / (Needed) | \$ 622,133 |

C.D. INVESTMENTS

LANDMARK BANK

JUNE 2019

| <u>C.D.#</u> | <u>PURCHASE DATE</u> | <u>AMOUNT</u> | <u>MAT. DATE</u> |
|-------------------------|----------------------|---------------|------------------|
| GEN/4170808341 | May 26, 2019 | 500,000.00 | May 26, 2020 |
| GEN/4170808333 | May 26, 2019 | 500,000.00 | May 26, 2020 |
| Library Liddell 7830 | Jan 17, 2019 | 7,500.00 | Jan 17, 2021 |
| Library Liddell 7822 | Jan 17, 2019 | 7,500.00 | Jan 17, 2021 |
| Library Rosenstein 5099 | Sept 12, 2017 | 11,000.00 | Dec 12, 2020 |
| Library Rosenstein 5198 | Dec 16, 2017 | 8,000.00 | Mar 16, 2021 |

INT. EARNED MONTHLY:

2-Gen CD's @ 1.93%
2-Liddell CD's @ 1.90%
2-Rosenstein CD's @ 1.05%

Interest is deposited into the Treasurer's Fund. The 2 Gen CDs' interest is deposited monthly, and the 4 Library's CDs' interest is deposited quarterly.

PROSPERITY BANK

| | | | |
|--------------|---------------|------------|---------------|
| GEN/14401708 | Sept 17, 2017 | 250,000.00 | Sept 17, 2019 |
|--------------|---------------|------------|---------------|

INT. EARNED MONTHLY:

Gen CD @ .90%

Interest accrues monthly and is deposited monthly with depository bank into the Treasurer's Fund.

C.D. INVESTMENTS

THE FIRST STATE BANK

JUNE 2019

| <u>C.D.#</u> | <u>PURCHASE DATE</u> | <u>AMOUNT</u> | <u>MAT. DATE</u> |
|--------------|----------------------|---------------|------------------|
| GEN/71445 | Sept 17, 2017 | 250,000.00 | Sept 17, 2019 |

INT. EARNED MONTHLY:

Gen CD @ .90%

Interest accrues monthly and is deposited monthly with depository bank into the Treasurer's Fund.

MUENSTER STATE BANK

| | | | |
|----------|---------------|------------|---------------|
| GEN/2129 | Sept 17, 2017 | 250,000.00 | Sept 17, 2019 |
|----------|---------------|------------|---------------|

INT. EARNED MONTHLY:

Gen CD @ .90%

Interest accrues monthly and is deposited monthly with depository bank into the Treasurer's Fund.

INVESTMENTS-TEX STAR
 PATTY BRENNAN, COOKE COUNTY TREASURER
 JUNE 2019

| ACCT NAME | BALANCE FORWARD | DEPOSITS | WITH-DRAWALS | CURRENT INTEREST | ENDING BALANCE |
|--------------------------|-------------------------|----------------------|----------------------|---------------------|-------------------------|
| GENERAL | \$ 7,579,413.43 | \$ - | \$ 500,000.00 | \$ 14,589.26 | \$ 7,094,002.69 |
| R & B -1 | \$ 721,204.30 | \$ - | \$ - | \$ 1,410.02 | \$ 722,614.32 |
| R & B -2 | \$ 449,904.44 | \$ - | \$ - | \$ 879.62 | \$ 450,784.06 |
| R & B -3 | \$ 517,980.64 | \$ - | \$ - | \$ 1,012.70 | \$ 518,993.34 |
| R & B -4 | \$ 810,316.81 | \$ 150,000.00 | \$ 75,000.00 | \$ 1,754.51 | \$ 887,071.32 |
| FM & L | \$ 337,292.44 | \$ - | \$ - | \$ 659.43 | \$ 337,951.87 |
| ADULT PROBATION | \$ 215,568.80 | \$ - | \$ - | \$ 421.47 | \$ 215,990.27 |
| PERM IMP | \$ 1,186,528.38 | \$ - | \$ - | \$ 2,319.80 | \$ 1,188,848.18 |
| CC LIBRARY | \$ 30,987.47 | \$ - | \$ - | \$ 60.56 | \$ 31,048.03 |
| JP- CH SECURITY | \$ 10,395.30 | \$ - | \$ - | \$ 20.35 | \$ 10,415.65 |
| COURTHOUSE SECURITY | \$ 67,041.12 | \$ - | \$ - | \$ 131.07 | \$ 67,172.19 |
| RECORDS MANAGEMENT | \$ 46,215.65 | \$ - | \$ - | \$ 90.34 | \$ 46,305.99 |
| RECORDS PRESERVATION | \$ 35,425.17 | \$ - | \$ - | \$ 69.24 | \$ 35,494.41 |
| ARCHIVE FEES | \$ 41,052.86 | \$ - | \$ - | \$ 80.27 | \$ 41,133.13 |
| 2012 GO REFUNDING | \$ 224,083.84 | \$ - | \$ - | \$ 438.10 | \$ 224,521.94 |
| STATE FEES | \$ 20,487.42 | \$ 30,000.00 | \$ - | \$ 80.99 | \$ 50,568.41 |
| DIST ATTY FORFEITURE | \$ 25,810.09 | \$ - | \$ - | \$ 50.46 | \$ 25,860.55 |
| SHERIFF FORFEITURE | \$ 40,833.73 | \$ - | \$ - | \$ 79.85 | \$ 40,913.58 |
| JAIL COMMISSARY | \$ 40,557.09 | \$ - | \$ - | \$ 79.30 | \$ 40,636.39 |
| HOTEL/MOTEL TAX | \$ 116,570.09 | \$ 10,000.00 | \$ - | \$ 241.56 | \$ 126,811.65 |
| TOTAL: TREAS FUND | \$ 12,517,669.07 | \$ 190,000.00 | \$ 575,000.00 | \$ 24,468.90 | \$ 12,157,137.97 |

| YEAR - TO - DATE INTEREST | BAL FORWARD | CURRENT INT. | BALANCE |
|---------------------------|---------------|--------------|---------------|
| | \$ 174,276.86 | \$ 24,468.90 | \$ 198,745.76 |

AVG. YEILD FOR JUNE 2019 2.38% MKT VALUE / SHARE \$ 1.00

INVESTMENTS-LOGIC
 PATTY BRENNAN, COOKE COUNTY TREASURER
 JUNE 2019

| ACCT NAME | BALANCE FORWARD | DEPOSITS | WITH- DRAWALS | CURRENT INTEREST | ENDING BALANCE |
|--------------------------|------------------------|-------------|------------------|---------------------|------------------------|
| GENERAL | \$ 3,212,399.96 | \$ - | \$ - | \$ 6,580.46 | \$ 3,218,980.42 |
| R & B -1 | \$ 388,665.06 | \$ - | \$ - | \$ 796.17 | \$ 389,461.23 |
| R & B -2 | \$ 283,590.60 | \$ - | \$ - | \$ 580.95 | \$ 284,171.55 |
| R & B -3 | \$ 360,342.00 | \$ - | \$ - | \$ 738.15 | \$ 361,080.15 |
| R & B -4 | \$ 385,766.08 | \$ - | \$ - | \$ 790.21 | \$ 386,556.29 |
| FM & L | \$ 103,998.30 | \$ - | \$ - | \$ 213.03 | \$ 104,211.33 |
| ADULT PROBATION | \$ 155,819.80 | \$ - | \$ - | \$ 319.22 | \$ 156,139.02 |
| PERM IMP | \$ 502,078.92 | \$ - | \$ - | \$ 1,028.48 | \$ 503,107.40 |
| LAW LIBRARY | \$ 25,910.66 | \$ - | \$ - | \$ 53.07 | \$ 25,963.73 |
| COURTHOUSE SECURITY | \$ 51,999.16 | \$ - | \$ - | \$ 106.51 | \$ 52,105.67 |
| RECORDS MANAGEMENT | \$ 54,750.89 | \$ - | \$ - | \$ 112.15 | \$ 54,863.04 |
| ARCHIVE FEES | \$ 25,910.66 | \$ - | \$ - | \$ 53.07 | \$ 25,963.73 |
| DIST ATTY FORFEITURE | \$ 25,910.66 | \$ - | \$ - | \$ 53.07 | \$ 25,963.73 |
| SHERIFF FOREITURE | \$ 25,910.66 | \$ - | \$ - | \$ 53.07 | \$ 25,963.73 |
| 2012 GO REFUNDING | \$ 181,017.53 | \$ - | \$ - | \$ 370.81 | \$ 181,388.34 |
| TOTAL: TREAS FUND | \$ 5,784,070.94 | \$ - | \$ - | \$ 11,848.42 | \$ 5,795,919.36 |

| YEAR - TO - DATE INTEREST | BAL FORWARD | CURRENT INT. | BALANCE |
|---------------------------|--------------|--------------|---------------|
| | \$ 91,153.41 | \$ 11,848.42 | \$ 103,001.83 |

AVG. YEILD FOR JUNE 2019 2.49% MKT VALUE / SHAF \$ 1.00

INVESTMENTS-TEXPOOL
PATTY BRENNAN, COOKE COUNTY TREASURER
JUNE 2019

| ACCT NAME | BALANCE FORWARD | DEPOSITS | WITH- DRAWALS | CURRENT INTEREST | ENDING BALANCE |
|---------------------------|-------------------------|----------------------|----------------------|---------------------|-------------------------|
| GENERAL | \$ 6,997,033.84 | \$ - | \$ 500,000.00 | \$ 13,463.98 | \$ 6,510,497.82 |
| R & B -1 | \$ 751,500.09 | \$ - | \$ 60,000.00 | \$ 1,410.09 | \$ 692,910.18 |
| R & B -2 | \$ 505,395.90 | \$ - | \$ 90,000.00 | \$ 865.13 | \$ 416,261.03 |
| R & B -3 | \$ 519,289.97 | \$ - | \$ - | \$ 1,016.31 | \$ 520,306.28 |
| R & B -4 | \$ 810,545.35 | \$ 150,000.00 | \$ 75,000.00 | \$ 1,756.73 | \$ 887,302.08 |
| FM & L | \$ 329,444.89 | \$ - | \$ - | \$ 644.76 | \$ 330,089.65 |
| STATE FUNDS | \$ 18,536.18 | \$ 30,000.00 | \$ - | \$ 77.28 | \$ 48,613.46 |
| TJPC | \$ 12,927.49 | \$ - | \$ - | \$ 25.27 | \$ 12,952.76 |
| DIST CLK PRESERVATION | \$ 10,440.06 | \$ - | \$ - | \$ 20.40 | \$ 10,460.46 |
| COUNTY/DIST TECH | \$ 1,582.94 | \$ - | \$ - | \$ 3.06 | \$ 1,586.00 |
| ADULT PROB | \$ 215,079.81 | \$ - | \$ - | \$ 420.93 | \$ 215,500.74 |
| JUV-ISP | \$ 4,997.98 | \$ - | \$ - | \$ 9.77 | \$ 5,007.75 |
| COURT REP | \$ 44,002.69 | \$ - | \$ - | \$ 86.12 | \$ 44,088.81 |
| PERM IMP | \$ 1,111,424.86 | \$ - | \$ - | \$ 2,175.20 | \$ 1,113,600.06 |
| LAW ENFORCEMENT ED | \$ 10,437.88 | \$ - | \$ - | \$ 20.40 | \$ 10,458.28 |
| JP-CH SECURITY | \$ 5,240.17 | \$ - | \$ - | \$ 10.26 | \$ 5,250.43 |
| DIST CLK RECORDS MGMT | \$ 15,663.21 | \$ - | \$ - | \$ 30.65 | \$ 15,693.86 |
| DIST CLK ARCHIVE | \$ 4,176.56 | \$ - | \$ - | \$ 8.16 | \$ 4,184.72 |
| COUNTY ATTY CHECK COLLECT | \$ 2,667.17 | \$ - | \$ - | \$ 5.16 | \$ 2,672.33 |
| LAW LIBRARY | \$ 105,235.88 | \$ - | \$ - | \$ 205.97 | \$ 105,441.85 |
| JP TECH | \$ 17,544.54 | \$ - | \$ - | \$ 34.32 | \$ 17,578.86 |
| C H SECURITY | \$ 101,364.31 | \$ - | \$ - | \$ 198.39 | \$ 101,562.70 |
| REC MGMT | \$ 19,490.79 | \$ - | \$ - | \$ 38.17 | \$ 19,528.96 |
| REC PRESV | \$ 35,444.04 | \$ - | \$ - | \$ 69.36 | \$ 35,513.40 |
| LIBRARY | \$ 28,190.35 | \$ - | \$ - | \$ 55.18 | \$ 28,245.53 |
| ARCHIVE | \$ 56,835.98 | \$ - | \$ - | \$ 111.24 | \$ 56,947.22 |
| DIST ATTY FORFEITURE | \$ 31,366.60 | \$ - | \$ - | \$ 61.37 | \$ 31,427.97 |
| SHERIFF FORFEITURE | \$ 44,151.93 | \$ - | \$ - | \$ 86.42 | \$ 44,238.35 |
| JAIL COMMISSARY | \$ 81,361.81 | \$ - | \$ - | \$ 159.21 | \$ 81,521.02 |
| 2004 GO-REFUNDING | \$ 98,432.78 | \$ 20,000.00 | \$ - | \$ 219.97 | \$ 118,652.75 |
| HOTEL/MOTEL TAX | \$ 116,564.18 | \$ 10,000.00 | \$ - | \$ 241.81 | \$ 126,805.99 |
| TOTAL: TREAS FUND | \$ 12,106,370.23 | \$ 210,000.00 | \$ 775,000.00 | \$ 23,531.07 | \$ 11,614,901.30 |

| YEAR - TO - DATE INTEREST | BAL FORWARD: | CURRENT INT.: | BALANCE: |
|---------------------------|---------------|---------------|---------------|
| | \$ 178,703.50 | \$ 23,531.07 | \$ 202,234.57 |

AVG. YEILD FOR JUNE 2019 2.38% MKT VALUE/ SHARI \$ 1.00

Cooke County

Attn: Patty Brennan
101 S. Dixon Street
Gainesville, TX 76240

Depositor Statement

June 1, 2019 - June 30, 2019

Account #: 104791304900

Account at-a-Glance

| | |
|-------------------------------------|--------------|
| Beginning Balance | 2,012,509.72 |
| + Net Deposits | -12,509.72 |
| + Net Accrued Interest ² | 3,740.85 |
| Ending Balance | 2,003,740.85 |
| Days In Period ⁴ | 30 |
| Average Daily Balance ⁵ | 2,005,003.89 |
| Net APR This Period ⁶ | 2.2700% |
| Available Balance ⁷ | 2,000,000.00 |

Depositor Information

Website: www.ficaaccount.com

Support Center: (866) 343-5516

Account Transactions

| Description | Date | Amount(USD\$) |
|-------------|------------|---------------|
| Withdrawal | 2019-06-13 | -12,509.72 |

Insured Depository Detail

| Depository Bank | FDIC Cert# | Balance(USD\$) |
|--|------------|----------------|
| 1st National Bank | 6646 | 39.97 |
| Access National Bank | 35189 | 10.15 |
| Admirals Bank | 27015 | 120.06 |
| AimBank | 3304 | 101.03 |
| Alma Bank | 58424 | 966.85 |
| American National Bank | 19300 | 401.46 |
| Anstaff Bank | 3869 | 2,665.95 |
| Associated Bank National Association | 5296 | 264.80 |
| BNB Bank | 6976 | 11,525.21 |
| Bank of California, National Association | 35498 | 70,334.96 |
| BancCentral National Association | 4033 | 1,026.89 |
| Bank of China - New York Branch | 33653 | 28,546.13 |
| Bank of England | 13303 | 86.62 |
| Bank of Fayette County | 10308 | 14.27 |
| Bank of Lindsay | 19087 | 10.22 |
| Bank of the Ozarks | 110 | 247,720.00 |
| Bank of the Prairie | 4626 | 26.22 |
| Bank3 | 15205 | 723.92 |
| BankUnited National Association | 58979 | 34,842.51 |

Cooke County

Attn: Patty Brennan
101 S. Dixon Street
Gainesville, TX 76240

Depositor Statement

June 1, 2019 - June 30, 2019

Account #: 104791304900

| Depository Bank | FDIC Cert# | Balance(USD\$) |
|---|------------|----------------|
| Bankers Bank of Kansas | 27351 | 104.51 |
| Bankwell Bank | 57368 | 460.73 |
| Bar Harbor Bank & Trust | 11971 | 6,286.19 |
| Blue Ridge Bank, National Association | 35274 | 262.44 |
| Boji Federal Bank | 35546 | 431.07 |
| Bridgewater Bank | 58210 | 2,450.38 |
| Brunswick Bank and Trust Company | 20220 | 361.90 |
| Brunswick State Bank | 13692 | 563.06 |
| CBank | 58434 | 73.83 |
| CFBank | 28263 | 64.80 |
| Cadence Bank N.A. | 4999 | 10.61 |
| Capital Bank National Association | 35278 | 228.60 |
| Cedar Rapids Bank and Trust Company | 57244 | 26.31 |
| Cedar Rapids State Bank | 18820 | 57.21 |
| Centennial Bank | 11241 | 10,609.64 |
| CenterState Bank of Florida National Associat | 33555 | 24.20 |
| Centier Bank | 12854 | 14.60 |
| Central Bank | 58377 | 3,329.81 |
| Central Bank | 1756 | 459.60 |
| Cherokee State Bank | 951 | 21.64 |
| Chisholm Trail State Bank | 21955 | 12.77 |
| CiVista Bank | 12982 | 100,017.68 |
| Citibank N.A. | 7213 | 149,473.51 |
| Citizens Bank | 14851 | 36.21 |
| Community Bank of the Bay | 34210 | 7,542.13 |
| ConnectOne Bank | 57919 | 4,745.94 |
| Cornerstone Bank | 5635 | 98.15 |
| Cornerstone Bank | 90282 | 82.54 |
| Cornerstone Community Bank | 58411 | 84.04 |
| Customers Bank | 34444 | 279.49 |
| Dime Savings Bank of Williamsburgh | 16012 | 124.09 |
| Eagle Bank | 90191 | 587.03 |
| East West Bank | 31628 | 22.05 |
| Elderton State Bank | 12985 | 27.16 |
| Entegra Bank | 31445 | 43.03 |
| Envision Bank | 90270 | 43.69 |
| EvaBank | 26799 | 25.37 |
| Evergreen Bank Group | 35230 | 57,104.39 |
| Evolve Bank & Trust | 1299 | 47.30 |
| Exchange Bank and Trust Company | 13366 | 747.36 |
| F & M Community Bank National Association | 10967 | 18.25 |
| Farmers & Merchants Savings Bank | 10492 | 302.64 |
| Farmers Trust and Savings Bank | 12858 | 186.91 |
| Farmers and Merchants State Bank of | 1599 | 410.37 |
| Fayette Savings Bank SSB | 31936 | 74.27 |
| Federal Savings Bank | 35518 | 50,728.21 |
| First Bank | 58481 | 306.49 |
| First Carolina Bank | 35530 | 456.71 |
| First Community Bank of Bedford County | 27211 | 32.33 |

Cooke County

Attn: Patty Brennan
101 S. Dixon Street
Gainesville, TX 76240

Depositor Statement

June 1, 2019 - June 30, 2019

Account #: 104791304900

| Depository Bank | FDIC Cert# | Balance(USD\$) |
|---|------------|----------------|
| First Community Bank of Western Kentucky | 14735 | 149.97 |
| First Federal Savings and Loan Association of | 31406 | 16.16 |
| First International Bank & Trust | 10248 | 15,663.15 |
| First Midwest Bank of Dexter | 19001 | 35.79 |
| First National Bank | 14712 | 13.76 |
| First National Bank | 26219 | 11.93 |
| First National Bank of Long Island | 7072 | 201.76 |
| First National Bank of Mifflintown | 7613 | 99.61 |
| First National Bank of Pennsylvania | 7888 | 182.36 |
| First Savings Bank Northwest | 29058 | 1,007.78 |
| First Sentinel Bank | 31928 | 424.37 |
| First State Bank | 13622 | 79.67 |
| First State Bank | 19163 | 26.76 |
| First State Bank of DeQueen | 21805 | 806.95 |
| First Virginia Community Bank | 58696 | 7,936.37 |
| Franklin Savings Bank | 19836 | 123.12 |
| Franklin Synergy Bank | 58714 | 76,739.54 |
| GBC International Bank | 22366 | 462.86 |
| Genesee Regional Bank | 26333 | 13.07 |
| Georgia Banking Company | 57071 | 221.24 |
| Gold Coast Bank | 58654 | 352.61 |
| Gorham Savings Bank | 17748 | 1,269.08 |
| Grand Ridge National Bank | 3674 | 139.94 |
| Great Midwest Bank SSB | 29657 | 382.18 |
| Great Western Bank | 15289 | 15,964.78 |
| Guaranty Bank | 28670 | 35,125.31 |
| Hanover Community Bank | 58675 | 438.38 |
| Hardin County Bank | 20993 | 401.93 |
| Hardin County Savings Bank | 5817 | 47.08 |
| Hawthorn Bank | 10619 | 857.08 |
| Heartland Bank | 9443 | 119.31 |
| Hiawatha Bank and Trust Company | 34488 | 10.70 |
| Horizon Bank National Association | 4360 | 3,127.13 |
| IBERIABANK | 28100 | 26,691.45 |
| Incommons Bank N.A. | 3342 | 276.66 |
| Independent Bank | 3076 | 77,469.67 |
| Inland Bank and Trust | 22444 | 91.45 |
| International City Bank National Association | 25648 | 49.46 |
| Investar Bank | 58316 | 60,771.01 |
| Ion Bank | 18198 | 556.93 |
| Katahdin Trust Company | 12874 | 15.97 |
| Kennett National Bank | 18879 | 26.52 |
| Lake City Bank | 13102 | 57,065.98 |
| Lakeside State Bank | 22217 | 23.33 |
| Landmark Community Bank | 34982 | 141.86 |
| Landmark National Bank | 5826 | 312.96 |
| Lead Bank | 8283 | 353.08 |
| LegacyTexas Bank | 58006 | 159.01 |
| Legends Bank | 34936 | 333.49 |

Cooke County

Attn: Patty Brennan
101 S. Dixon Street
Gainesville, TX 76240

Depositor Statement

June 1, 2019 - June 30, 2019

Account #: 104791304900

| Depository Bank | FDIC Cert# | Balance(USD\$) |
|---|------------|----------------|
| Lone Star Capital Bank NA | 35015 | 87.51 |
| MINT National Bank | 58764 | 45.56 |
| MainStreet Bank | 57742 | 950.33 |
| Manufacturers Bank | 18618 | 7,281.72 |
| Mascoma Savings Bank | 18013 | 2,202.76 |
| Meramec Valley Bank | 19200 | 203.31 |
| Merchants & Planters Bank | 16464 | 719.76 |
| Merchants Bank of Indiana | 8056 | 27,355.38 |
| Meridian Bank | 57777 | 997.87 |
| MetaBank | 30776 | 223.91 |
| Metro Phoenix Bank | 58402 | 30.29 |
| Metropolitan National Bank | 34699 | 151.95 |
| Mid America Bank | 11459 | 50.79 |
| Mid Penn Bank | 9889 | 87.18 |
| MidCoast Community Bank | 58498 | 488.80 |
| Morris Bank | 17910 | 192.64 |
| MutualBank | 27744 | 21.01 |
| NBKC Bank | 35014 | 17,805.38 |
| NebraskaLand National Bank | 34811 | 1,243.00 |
| NewBank | 58203 | 1,117.27 |
| Newburyport Five Cents Savings Bank | 90251 | 40.49 |
| NexBank SSB | 29209 | 2,745.40 |
| Ohio Valley Bank Company | 384 | 506.17 |
| Old Missouri Bank | 8252 | 29.56 |
| OneUnited Bank | 23966 | 30.37 |
| Opportunity Bank of Montana | 30182 | 24.72 |
| Pacific Coast Bankers Bank | 34252 | 182.14 |
| Pacific Enterprise Bank | 58415 | 4,190.98 |
| Pacific Mercantile Bank | 34940 | 1,072.55 |
| Park National Bank | 6653 | 21.61 |
| Peapack-Gladstone Bank | 11035 | 19.02 |
| Peoples Bank | 9489 | 18.12 |
| Peoples Bank and Trust Company of Clinton | 58172 | 12.56 |
| Piedmont Bank | 58374 | 17,248.42 |
| Pilot Bank | 27045 | 125.77 |
| Pinnacle Bank | 10634 | 148.06 |
| Poppy Bank | 57903 | 12,829.57 |
| Preferred Bank | 33539 | 101,244.73 |
| Premier Bank | 34384 | 81.69 |
| Prime Alliance Bank | 57920 | 378.67 |
| PrimeSouth Bank | 5694 | 18.70 |
| Progress Bank and Trust | 58719 | 492.61 |
| Providence Bank | 1643 | 691.10 |
| Provident Bank | 90141 | 1,127.44 |
| Reading Co-operative Bank | 26620 | 797.20 |
| Regent Bank | 4160 | 1,471.29 |
| Relyance Bank National Association | 19371 | 87.13 |
| RiverBend Bank | 26708 | 15.77 |
| RiverWood Bank | 27932 | 191.81 |

Depositor Statement

June 1, 2019 - June 30, 2019

Account #: 104791304900

Cooke County

Attn: Patty Brennan
101 S. Dixon Street
Gainesville, TX 76240

| Depository Bank | FDIC Cert# | Balance(USD\$) |
|---|------------|----------------|
| Rockford Bank and Trust Company | 57927 | 36.51 |
| Royal Savings Bank | 28068 | 584.65 |
| Salem Co-operative Bank | 27824 | 36.93 |
| Sandy Spring Bank | 4865 | 425.54 |
| SaviBank | 57978 | 160.73 |
| Savoy Bank | 58641 | 474.47 |
| Schuyler Savings Bank | 30072 | 53.55 |
| Seaside National Bank & Trust | 58328 | 41.49 |
| Seattle Bank | 35139 | 240.66 |
| Security Bank | 5424 | 906.99 |
| Security First Bank | 5415 | 122.54 |
| Security State Bank | 421 | 12.50 |
| Security State Bank | 485 | 243.13 |
| ServisFirst Bank | 57993 | 106,247.40 |
| Signature Bank | 57053 | 178,712.21 |
| Simmons First National Bank | 3890 | 224,448.23 |
| SmartBank | 58463 | 7,818.51 |
| Solera National Bank | 58534 | 175.61 |
| South Story Bank & Trust | 17348 | 58.78 |
| SouthEast Bank | 57348 | 2,582.27 |
| Southern Bank | 28332 | 83.43 |
| Southern States Bank | 58558 | 100.97 |
| St. Henry Bank | 9871 | 245.19 |
| Standing Stone National Bank | 27506 | 112.79 |
| Start Community Bank | 58952 | 33.78 |
| Sterling Bank | 6195 | 24.03 |
| Surety Bank | 33026 | 21.22 |
| Sussex Bank | 22221 | 487.41 |
| Texas Capital Bank National Association | 34383 | 448.71 |
| Third Coast Bank SSB | 58716 | 7,180.79 |
| Tradition Capital Bank | 58057 | 2,590.29 |
| Traditional Bank Inc. | 2711 | 252.19 |
| Transportation Alliance Bank Inc. | 34781 | 13.68 |
| TriState Capital Bank | 58457 | 9,995.59 |
| Truxton Trust Company | 57825 | 808.81 |
| Twin City Bank | 35261 | 17.82 |
| Union Bank & Trust | 34589 | 118.24 |
| Union Savings and Loan Association | 27752 | 32.59 |
| United Bank | 22858 | 10,487.76 |
| Valley National Bank | 9396 | 17,582.90 |
| Valliance Bank | 57841 | 243.40 |
| Verus Bank of Commerce | 58025 | 694.16 |
| Vinton County National Bank | 6636 | 10.09 |
| Vista Bank | 1210 | 35.10 |
| Washington Trust Company of Westerly | 23623 | 31,554.85 |
| West Michigan Community Bank | 22308 | 154.53 |
| Westbury Bank | 28400 | 61.07 |
| Western Alliance Bank | 57512 | 20.98 |
| Western States Bank | 58395 | 26.32 |

Depositor Statement

June 1, 2019 - June 30, 2019

Account #: 104791304900

Cooke County

Attn: Patty Brennan
101 S. Dixon Street
Gainesville, TX 76240

| Depository Bank | FDIC Cert# | Balance(USD\$) |
|---|------------|----------------|
| Woori America Bank | 24920 | 359.52 |
| Aggregate Net Accrued Interest ³ | | 3,740.85 |

| | |
|--------------|--------------|
| <i>Total</i> | 2,003,740.85 |
|--------------|--------------|

Disclosure Information

¹ The Federally Insured Cash Account (FICA) is not a member of the Federal Deposit Insurance Corporation (FDIC), but the banks in which the money is deposited are FDIC members. The FDIC is an independent agency of the U.S. government that protects the funds depositors place in FDIC insured institutions. FDIC deposit insurance is backed by the full faith and credit of the U.S. government.

² Net Accrued Interest is the estimated amount of the accrued interest earned for the current month less any FICA Fee with respect to such interest. Net Accrued Interest cannot be withdrawn from the account until it is credited to the account. There is no guarantee that the account holder will receive the full amount as stated. Refer to the U.S. Bank Custodial Statement, provided via fcaaccount.com, for further details regarding interest earned and fees charged. Net Accrued Interest is for informational purposes only.

³ Aggregate Net Accrued Interest is the sum of the current month's Net Accrued Interest and any prior period Net Accrued Interest not yet paid.

⁴ Days In Period ("DIP") is the number of days in the period beginning on, and including the later of, the first day of the month or the business day an initial deposit is received by the FICA Custodian if received on or before 3:00PM EST on the business day immediately following if received after 3:00PM EST, and ending on, and including, the last day of the month. DIP does not include any date on which the balance is zero.

⁵ Average Daily Balance is the sum of the beginning balance plus any deposits less any withdrawals averaged across number of days in Days In Period.

⁶ Net APR This Period is the annualized rate that reflects the relationship between the net interest received plus any Net Accrued Interest and the Average Daily Balance for the statement period.

⁷ Available Balance reflects the amount that can be withdrawn as of the date of the statement. This balance is the Ending Balance less the Aggregate Net Accrued Interest amount.

*Interest will not accrue for balances of \$1,000.00 or lower.

We encourage you to compare the information provided in our statement with the U.S. Bank custody statement. You may access the U.S. Bank custody statement by calling 1-800-343-5516.

StoneCastle Cash Management, LLC is an SEC Registered Investment Advisor. StoneCastle Cash Management, LLC is an affiliate of StoneCastle Partners, LLC, a leading asset management and financial services company dedicated to investing and serving the community banking sector. Performance data shown represents past performance, and is no guarantee of future results. Rates may change without notice. Please read the Terms and Conditions relating to the FICA program for more complete information and the governing terms of the account. Review your statement for accuracy. If you have any questions regarding your account, contact a FICA representative. Registration with the SEC does not imply a particular level of skill or training.

| FUND NAME | CHECKING ACCOUNT | CHECKING AMOUNT | TDOA ACCOUNT | TDOA AMOUNT | FUND TOTAL |
|--------------------------------------|------------------|-----------------|---|--|---------------|
| 2019 001 GENERAL | TREAS FUND | 2,832,693.16 | TEXPOOL LOGIC TEXSTAR STONE CERT DEPOS | 6,510,497.82 3,218,980.42 7,094,002.69 2,003,740.85 1,750,000.00 | 23,409,914.94 |
| 2019 011 ROAD & BRIDGE 1 | TREAS FUND | 208,241.95 | TEXPOOL LOGIC TEXSTAR STONE | 692,910.18 389,461.23 722,614.32 | 2,013,227.68 |
| 2019 012 ROAD & BRIDGE 2 | TREAS FUND | 209,827.86 | TEXPOOL LOGIC TEXSTAR | 416,261.03 284,171.55 450,784.06 | 1,361,044.50 |
| 2019 013 ROAD & BRIDGE 3 | TREAS FUND | 200,984.90 | TEXPOOL LOGIC TEXSTAR | 520,306.28 361,080.15 518,993.34 | 1,601,364.67 |
| 2019 014 ROAD & BRIDGE 4 | TREAS FUND | 117,396.29 | TEXPOOL LOGIC TEXSTAR | 887,302.08 386,556.29 887,071.32 | 2,278,325.98 |
| 2019 018 CERTZ TIF | TREAS FUND | | TEXPOOL LOGIC | | |
| 2019 019 FM & LATERAL | TREAS FUND | 14,287.36 | TEXPOOL LOGIC TEXSTAR | 330,089.65 104,211.33 337,951.87 | 786,540.21 |
| 2019 020 TJPC | TREAS FUND | 45,267.52 | TEXPOOL LOGIC TEXSTAR | 12,952.76 | 58,220.28 |
| 2019 021 JUVENILE PROB-ISP | TREAS FUND | 7,374.57 | TEXPOOL LOGIC TEXSTAR | 5,007.75 | 12,382.32 |
| 2019 022 JUVENILE PROBATION | TREAS FUND | 15,067.45 | TEXPOOL LOGIC TEXSTAR | | 15,067.45 |
| 2019 023 JUVENILE PROB. IV-E | TREAS FUND | 99.79 | TEXPOOL LOGIC TEXSTAR | | 99.79 |
| 2019 028 ADULT PROBATION | TREAS FUND | 34,812.80 | TEXPOOL LOGIC TEXSTAR | 215,500.74 156,139.02 215,990.27 | 622,442.83 |
| 2019 029 COMMUNITY CORRECTIONS | TREAS FUND | 31,075.02 | TEXPOOL LOGIC | | 31,075.02 |
| 2019 031 CONTRACT ELECTIONS | TREAS FUND | 8,321.11 | TEXPOOL LOGIC | | 8,321.11 |
| 2019 032 DISTRICT CLERK PRESERVATION | TREAS FUND | 8,602.64 | TEXPOOL LOGIC | 10,460.46 | |

| FUND NAME | CHECKING ACCOUNT | CHECKING AMOUNT | TDOA ACCOUNT | TDOA AMOUNT | FUND TOTAL |
|-------------------------------------|------------------|-----------------|-----------------------------|--|--------------|
| 2019 033 COUNTY/DISTRICT TECHNOLOGY | FTREAS FUND | 6,133.50 | TEXPOOL LOGIC TEXSTAR | 1,586.00 | 19,063.10 |
| 2019 034 COURT REPORTER | TREAS FUND | 3,108.08 | TEXPOOL LOGIC TEXSTAR | 44,088.81 | 7,719.50 |
| 2019 035 PERMANENT IMPROVEMENT | TREAS FUND | 34,797.40 | TEXPOOL LOGIC TEXSTAR STONE | 1,113,600.06 503,107.40 1,188,848.18 | 2,840,353.04 |
| 2019 037 LAW ENFORCEMENT ED | TREAS FUND | 9,709.28 | TEXPOOL LOGIC TEXSTAR | 10,458.28 | 20,167.56 |
| 2019 038 JP TECH | TREAS FUND | 30,613.60 | TEXPOOL LOGIC TEXSTAR | 17,578.86 | 48,192.46 |
| 2019 040 LAW LIBRARY | TREAS FUND | 30,291.43 | TEXPOOL LOGIC TEXSTAR | 105,441.85 25,963.73 | 161,697.01 |
| 2019 041 CC LIBRARY FUND | TREAS FUND | 13,740.17 | TEXPOOL LOGIC TEXSTAR | 28,245.53 | 73,033.73 |
| 2019 042 CC HISTORICAL COMM. | TREAS FUND | 3,540.01 | TEXPOOL LOGIC TEXSTAR | 31,048.03 | 3,540.01 |
| 2019 043 JP COURTHOUSE SECURITY | TREAS FUND | 9,837.08 | TEXPOOL LOGIC TEXSTAR | 5,250.43 | 25,503.16 |
| 2019 044 COURTHOUSE SECURITY | TREAS FUND | 30,893.85 | TEXPOOL LOGIC TEXSTAR | 101,562.70 52,105.67 67,172.19 | 251,734.41 |
| 2019 045 FLOOD DAMAGE | TREAS FUND | | TEXPOOL LOGIC | | |
| 2019 046 CHAPTER 19 | TREAS FUND | 222.66- | TEXPOOL | | 222.66- |
| 2019 047 CC RECORDS MANAGEMENT | TREAS FUND | 1,831.36 | TEXPOOL LOGIC | 19,528.96 54,863.04 46,305.99 | 1,831.36 |
| 2019 048 COUNTY RECORDS MANAGEMENT | TREAS FUND | 6,082.17 | TEXPOOL LOGIC TEXSTAR | 35,513.40 | 126,780.16 |
| 2019 049 CC RECORDS PRESERVATION | TREAS FUND | 41,227.16 | TEXPOOL LOGIC TEXSTAR | 35,494.41 | 112,234.97 |

| FUND NAME | CHECKING ACCOUNT | CHECKING AMOUNT | TDOA ACCOUNT | TDOA AMOUNT | FUND TOTAL |
|--|------------------|-----------------|-----------------------|--|------------|
| 2019 050 DIST CLERK RECORDS MANAGEMENT | TREAS FUND | 15,464.17 | TEXPOOL LOGIC TEXSTAR | 15,693.86 | 31,158.03 |
| 2019 051 DISTRICT CLERK ARCHIVE | TREAS FUND | 17,899.55 | TEXPOOL LOGIC TEXSTAR | 4,184.72 | 22,084.27 |
| 2019 052 COUNTY CLERK ARCHIVE FEE | TREAS FUND | 19,950.11 | TEXPOOL LOGIC TEXSTAR | 56,947.22 25,963.73 41,133.13 | 143,994.19 |
| 2019 053 CA CHECK COLLECTING | TREAS FUND | 648.41 | TEXPOOL LOGIC TEXSTAR | 2,672.33 | 3,320.74 |
| 2019 054 DA CHECK COLLECTING | TREAS FUND | 150.34 | TEXPOOL | | 150.34 |
| 2019 055 CO ATTY FORFEITURE | TREAS FUND | | | | |
| 2019 056 DISTRICT ATTY FORFEITURE | TREAS FUND | 14,693.84 | TEXPOOL LOGIC TEXSTAR | 31,427.97 25,963.73 25,860.55 | 97,946.09 |
| 2019 057 D A SEIZURE FUND | TREAS FUND | 71,920.64 | TEXPOOL | | 71,920.64 |
| 2019 058 SHERIFF FORFEITURE | TREAS FUND | 90,858.18 | TEXPOOL LOGIC TEXSTAR | 44,238.35 25,963.73 40,913.58 | 201,973.84 |
| 2019 059 JAIL COMMISSARY | TREAS FUND | 21,796.55 | TEXPOOL LOGIC TEXSTAR | 81,521.02 | 143,953.96 |
| 2019 061 2004 GO REFUNDING DEBT SERVITREAS | TREAS FUND | 27,072.71 | TEXPOOL LOGIC TEXSTAR | 118,652.75 181,388.34 224,521.94 | 551,635.74 |
| 2019 088 STATE FEES | TREAS FUND | 67,567.38 | TEXPOOL LOGIC TEXSTAR | 48,613.46 | 166,749.25 |
| 2019 090 OFFICER'S TRUST | TREAS FUND | | TEXPOOL | | |
| 2019 091 LIBRARY TRUST - LIDDELL | TREAS FUND | 860.31 | CERT DEPOS | 15,000.00 | 15,860.31 |
| 2019 092 LIBRARY TRUST - ROSENSTEIN | TREAS FUND | 769.41 | CERT DEPOS | 19,000.00 | 19,769.41 |
| 2019 098 PAYROLL CLEARING | PAYROLL | | | | |
| 2019 100 CHILD ABUSE PREVENTION FUND | TREAS FUND | 341.11 | TEXPOOL | | 341.11 |
| 2019 101 PRETRIAL DIVERSION | TREAS FUND | 12,838.00 | TEXPOOL | | 12,838.00 |
| 2019 102 HOTEL OCCUPANCY TAX FUND | TREAS FUND | 35,825.61 | TEXPOOL LOGIC | 126,805.99 | |

COMBINED STATEMENT OF CASH POSITION FOR JUNE

| FUND NAME | CHECKING ACCOUNT | CHECKING AMOUNT | TDOA ACCOUNT | TDOA AMOUNT | FUND TOTAL |
|-----------|------------------|-----------------|--------------|---------------|---------------|
| | | ----- | TEXSTAR | 126,811.65 | 289,443.25 |
| TOTAL | | 4,354,291.17 | | 33,355,699.48 | 37,709,990.65 |

CHECK ACCOUNT
ACCOUNT BALANCE - TREAS FUND

CHECK
4,354,291.17

TOTAL

4,354,291.17

TDOA ACCOUNT
ACCOUNT BALANCE - TEXPOOL
ACCOUNT BALANCE - LOGIC
ACCOUNT BALANCE - TEXSTAR
ACCOUNT BALANCE - STONE
ACCOUNT BALANCE - CERT DEPOS

TDOA
11,614,901.30
5,795,919.36
12,157,137.97
2,003,740.85
1,784,000.00

TOTAL

33,355,699.48

| ACCOUNT NAME | BEGINNING CASH BALANCE | CASH RECEIPTS | CASH DISBURSEMENTS | ENDING CASH BALANCE |
|-------------------------------------|------------------------|---------------|--------------------|---------------------|
| 2019 001 GENERAL | | | | |
| CASH - GENERAL FUND | 2,594,330.38 | 1,836,443.95 | 1,598,081.17 | 2,832,693.16 |
| CASH ON HAND | 2,069.00 | .00 | .00 | 2,069.00 |
| CASH INVESTED - TEXPOOL | 6,997,033.84 | 13,463.98 | 500,000.00 | 6,510,497.82 |
| CASH INVESTED - LOGIC | 3,212,399.96 | 6,580.46 | .00 | 3,218,980.42 |
| CASH INVESTED - TEXSTAR | 7,579,413.43 | 14,589.26 | 500,000.00 | 7,094,002.69 |
| CASH INVESTED - STONE CASTLE | 2,012,509.72 | 3,740.85 | 12,509.72 | 2,003,740.85 |
| T-BILLS - INVESTMENTS | .00 | .00 | .00 | .00 |
| CASH INVESTMENT-CD | 1,750,000.00 | .00 | .00 | 1,750,000.00 |
| FUND TOTALS | 24,147,756.33 | 1,874,810.50 | 2,610,590.89 | 23,411,983.94 |
| 2019 011 ROAD & BRIDGE 1 | | | | |
| CASH - ROAD & BRIDGE # 1 | 212,894.28 | 84,605.98 | 89,258.31 | 208,241.95 |
| CASH INVESTED - TEXPOOL | 751,500.09 | 1,410.09 | 60,000.00 | 692,610.18 |
| CASH INVESTED - LOGIC | 388,665.06 | 796.17 | .00 | 389,461.23 |
| CASH INVESTED - TEXSTAR | 721,204.30 | 1,410.02 | .00 | 722,614.32 |
| STONE CASTLE | .00 | .00 | .00 | .00 |
| T-BILL INVESTMENTS | .00 | .00 | .00 | .00 |
| FUND TOTALS | 2,074,263.73 | 88,222.26 | 149,258.31 | 2,013,227.68 |
| 2019 012 ROAD & BRIDGE 2 | | | | |
| CASH - ROAD & BRIDGE # 2 | 227,459.16 | 114,595.30 | 132,226.60 | 209,827.86 |
| CASH INVESTED - TEXPOOL | 505,395.90 | 865.13 | 90,000.00 | 416,261.03 |
| CASH INVESTED - LOGIC | 283,590.60 | 580.95 | .00 | 284,171.55 |
| CASH INVESTED - TEXSTAR | 449,904.44 | 879.62 | .00 | 450,784.06 |
| T-BILL INVESTMENTS | .00 | .00 | .00 | .00 |
| FUND TOTALS | 1,466,350.10 | 716,921.00 | 222,226.60 | 1,361,044.50 |
| 2019 013 ROAD & BRIDGE 3 | | | | |
| CASH - ROAD & BRIDGE # 3 | 278,846.40 | 24,653.05 | 102,514.55 | 200,984.90 |
| CASH INVESTED - TEXPOOL | 519,289.97 | 1,016.31 | .00 | 520,306.28 |
| CASH INVESTED - LOGIC | 360,342.00 | 738.15 | .00 | 361,080.15 |
| CASH INVESTED - TEXSTAR | 517,980.64 | 1,012.70 | .00 | 518,993.34 |
| T-BILL INVESTMENTS | .00 | .00 | .00 | .00 |
| FUND TOTALS | 1,676,459.01 | 27,420.21 | 102,514.55 | 1,601,364.67 |
| 2019 014 ROAD & BRIDGE 4 | | | | |
| CASH - ROAD & BRIDGE # 4 | 334,335.96 | 174,610.09 | 391,549.76 | 117,396.29 |
| CASH INVESTED - TEXPOOL | 810,545.35 | 151,756.73 | 75,000.00 | 887,302.08 |
| CASH INVESTED - LOGIC | 389,766.08 | 790.21 | .00 | 386,556.29 |
| CASH INVESTED - TEXSTAR | 810,316.81 | 151,754.51 | 75,000.00 | 887,071.32 |
| T-BILL INVESTMENTS | .00 | .00 | .00 | .00 |
| FUND TOTALS | 2,340,964.20 | 478,911.54 | 541,549.76 | 2,278,325.98 |
| 2019 018 CERTZ TIP | | | | |
| CASH - CERTZ TIP | .00 | .00 | .00 | .00 |
| CASH INVESTED | .00 | .00 | .00 | .00 |
| CASH INVESTED - LOGIC | .00 | .00 | .00 | .00 |
| T-BILL INVESTMENT | .00 | .00 | .00 | .00 |
| FUND TOTALS | .00 | .00 | .00 | .00 |
| 2019 019 PM & LATERAL | | | | |
| CASH - F M & LATERAL | 14,261.64 | 46.35 | 20.63 | 14,287.36 |
| CASH INVESTED | 329,444.89 | 644.76 | .00 | 330,089.65 |
| CASH INVESTED - LOGIC | 103,998.30 | 213.03 | .00 | 104,211.33 |
| CASH INVESTED - TEXSTAR | 337,292.44 | 659.43 | .00 | 337,951.87 |

ACCOUNT NAME
 T-BILL INVESTMENT
 FUND TOTALS

2019 020 TIPC
 CASH - T.J.P.C.
 CASH INVESTED - LOGIC
 CASH INVESTED - TEXSTAR
 FUND TOTALS

| BEGINNING | CASH RECEIPTS | CASH DISBURSEMENTS | ENDING |
|--------------|---------------|--------------------|--------------|
| CASH BALANCE | | | CASH BALANCE |
| 784,997.27 | 1,563.57 | 20.63- | 786,540.21 |
| .00 | .00 | .00 | .00 |

2019 021 JUVENILE PROB-ISP
 CASH - JUVENILE PROBATION
 INVESTMENTS
 CASH INVESTED - LOGIC
 CASH INVESTED - TEXSTAR
 FUND TOTALS

| | | | |
|-----------|-----------|------------|-----------|
| 41,173.34 | 31,311.13 | 27,216.95- | 45,267.52 |
| 12,927.49 | 25.27 | .00 | 12,952.76 |
| .00 | .00 | .00 | .00 |
| 54,100.83 | 31,336.40 | 27,216.95- | 58,220.28 |
| .00 | .00 | .00 | .00 |

2019 022 JUVENILE PROBATION
 CASH - JUV. PROB. DIV
 INVESTMENTS
 FUND TOTALS

| | | | |
|-----------|-------|-----|-----------|
| 14,980.65 | 86.80 | .00 | 15,067.45 |
| 14,980.65 | 86.80 | .00 | 15,067.45 |

2019 023 JUVENILE PROB. IV-E
 CASH - IV-E
 CASH INVESTED - LOGIC
 CASH INVESTED - TEXSTAR
 FUND TOTALS

| | | | |
|-------|-----|-----|-------|
| 99.72 | .07 | .00 | 99.79 |
| .00 | .00 | .00 | .00 |
| .00 | .00 | .00 | .00 |
| 99.72 | .07 | .00 | 99.79 |

2019 028 ADULT PROBATION
 CASH - ADULT PROBATION
 CASH ON HAND
 CASH INVESTED - TEXPOOL
 CASH INVESTED - LOGIC
 CASH INVESTED - TEXSTAR
 FUND TOTALS

| | | | |
|------------|-----------|------------|------------|
| 25,584.29 | 35,389.41 | 26,160.90- | 34,812.80 |
| 75.00 | .00 | .00 | 75.00 |
| 215,079.81 | 420.93 | .00 | 215,500.74 |
| 155,819.80 | 319.22 | .00 | 156,139.02 |
| 215,568.80 | 421.47 | .00 | 215,990.27 |
| 612,127.70 | 36,551.03 | 26,160.90- | 622,517.83 |

2019 029 COMMUNITY CORRECTIONS
 CASH - COMMUNITY CORRECTI
 INVESTMENTS
 CASH INVESTED - LOGIC
 FUND TOTALS

| | | | |
|-----------|-----------|-----------|-----------|
| 19,713.44 | 15,989.00 | 4,627.42- | 31,075.02 |
| .00 | .00 | .00 | .00 |
| .00 | .00 | .00 | .00 |
| 19,713.44 | 15,989.00 | 4,627.42- | 31,075.02 |

2019 031 CONTRACT ELECTIONS
 CASH - CONTRACT ELECTIONS
 CASH INVESTED - TEXPOOL
 CASH INVESTED - LOGIC
 FUND TOTALS

| | | | |
|----------|------|-----|----------|
| 8,314.56 | 6.55 | .00 | 8,321.11 |
| .00 | .00 | .00 | .00 |
| .00 | .00 | .00 | .00 |
| 8,314.56 | 6.55 | .00 | 8,321.11 |

2019 032 DISTRICT CLERK PRESERVATION
 CASH - DISTRICT CLERK PRESERVATI
 INVESTMENTS
 CASH INVESTED - LOGIC
 CASH INVESTED - TEXSTAR
 FUND TOTALS

| | | | |
|-----------|--------|-----------|-----------|
| 9,472.67 | 436.82 | 1,306.85- | 8,602.64 |
| 10,440.06 | 20.40 | .00 | 10,460.46 |
| .00 | .00 | .00 | .00 |
| .00 | .00 | .00 | .00 |
| 19,912.73 | 457.22 | 1,306.85- | 19,063.10 |

2019 033 COUNTY/DISTRICT TECHNOLOGY FUN
 CASH - COUNTY/DISTRICT TECH

| | | | |
|----------|--------|-----|----------|
| 5,935.59 | 197.91 | .00 | 6,133.50 |
|----------|--------|-----|----------|

| ACCOUNT NAME | BEGINNING CASH BALANCE | CASH RECEIPTS | CASH DISBURSEMENTS | ENDING CASH BALANCE |
|-------------------------|------------------------|---------------|--------------------|---------------------|
| INVESTMENTS | 1,582.94 | 3.06 | .00 | 1,586.00 |
| CASH INVESTED - LOGIC | .00 | .00 | .00 | .00 |
| CASH INVESTED - TEXSTAR | .00 | .00 | .00 | .00 |
| FUND TOTALS | 7,518.53 | 200.97 | .00 | 7,719.50 |

| ACCOUNT NAME | BEGINNING CASH BALANCE | CASH RECEIPTS | CASH DISBURSEMENTS | ENDING CASH BALANCE |
|----------------------------|------------------------|---------------|--------------------|---------------------|
| CASH - COURT REPORTER FUND | 2,301.32 | 976.64 | 169.88- | 3,108.08 |
| INVESTMENTS | 44,002.69 | 86.12 | .00 | 44,088.81 |
| CASH INVESTED - LOGIC | .00 | .00 | .00 | .00 |
| CASH INVESTED - TEXSTAR | .00 | .00 | .00 | .00 |
| FUND TOTALS | 46,304.01 | 1,062.76 | 169.88- | 47,196.89 |

| ACCOUNT NAME | BEGINNING CASH BALANCE | CASH RECEIPTS | CASH DISBURSEMENTS | ENDING CASH BALANCE |
|------------------------------|------------------------|---------------|--------------------|---------------------|
| CASH - PERMANENT IMPROVEMENT | 29,079.73 | 5,717.67 | .00 | 34,797.40 |
| CASH INVESTED - TEXPOOL | 1,111,424.86 | 2,175.20 | .00 | 1,113,600.06 |
| CASH INVESTED - LOGIC | 502,078.92 | 1,028.48 | .00 | 503,107.40 |
| CASH INVESTED - TEXSTAR | 1,186,528.38 | 2,319.80 | .00 | 1,188,848.18 |
| STONE CASTLE | .00 | .00 | .00 | .00 |
| T-BILL INVESTMENTS | .00 | .00 | .00 | .00 |
| FUND TOTALS | 2,829,111.89 | 11,241.15 | .00 | 2,840,353.04 |

| ACCOUNT NAME | BEGINNING CASH BALANCE | CASH RECEIPTS | CASH DISBURSEMENTS | ENDING CASH BALANCE |
|---------------------------|------------------------|---------------|--------------------|---------------------|
| CASH - LAW ENFORCEMENT ED | 10,199.54 | 7.74 | 498.00- | 9,709.28 |
| CASH INVESTED | 10,437.88 | 20.40 | .60 | 10,458.28 |
| CASH INVESTED - LOGIC | .00 | .00 | .00 | .00 |
| CASH INVESTED - TEXSTAR | .00 | .00 | .00 | .00 |
| FUND TOTALS | 20,637.42 | 28.14 | 498.00- | 20,167.56 |

| ACCOUNT NAME | BEGINNING CASH BALANCE | CASH RECEIPTS | CASH DISBURSEMENTS | ENDING CASH BALANCE |
|-------------------------|------------------------|---------------|--------------------|---------------------|
| CASH - J P TECH FUND | 29,666.42 | 1,509.18 | 562.00- | 30,613.60 |
| INVESTMENTS | 17,544.54 | 34.32 | .00 | 17,578.86 |
| CASH INVESTED - LOGIC | .00 | .00 | .00 | .00 |
| CASH INVESTED - TEXSTAR | .00 | .00 | .00 | .00 |
| FUND TOTALS | 47,210.96 | 1,543.50 | 562.00- | 48,192.46 |

| ACCOUNT NAME | BEGINNING CASH BALANCE | CASH RECEIPTS | CASH DISBURSEMENTS | ENDING CASH BALANCE |
|-------------------------|------------------------|---------------|--------------------|---------------------|
| CASH - LAW LIBRARY | 28,968.79 | 1,782.64 | 460.00- | 30,291.43 |
| CASH INVESTED | 105,235.88 | 205.97 | .00 | 105,441.85 |
| CASH INVESTED - LOGIC | 25,910.66 | 53.07 | .00 | 25,963.73 |
| CASH INVESTED - TEXSTAR | .00 | .00 | .00 | .00 |
| FUND TOTALS | 160,115.33 | 2,041.68 | 460.00- | 161,697.01 |

| ACCOUNT NAME | BEGINNING CASH BALANCE | CASH RECEIPTS | CASH DISBURSEMENTS | ENDING CASH BALANCE |
|---------------------------|------------------------|---------------|--------------------|---------------------|
| CASH - COOKE COUNTY LIBRA | 15,349.72 | 1,423.23 | 3,032.78- | 13,740.17 |
| CASH INVESTED | 28,190.35 | 55.18 | .00 | 28,245.53 |
| CASH INVESTED - LOGIC | .00 | .00 | .00 | .00 |
| CASH INVESTED - TEXSTAR | 30,987.47 | 60.56 | .00 | 31,048.03 |
| T-BILL INVESTMENTS | .00 | .00 | .00 | .00 |
| FUND TOTALS | 74,527.54 | 1,538.97 | 3,032.78- | 73,033.73 |

| ACCOUNT NAME | BEGINNING CASH BALANCE | CASH RECEIPTS | CASH DISBURSEMENTS | ENDING CASH BALANCE |
|---------------------------|------------------------|---------------|--------------------|---------------------|
| CASH - COOKE CO. HISTORIC | 3,537.23 | 2.78 | .00 | 3,540.01 |
| FUND TOTALS | 3,537.23 | 2.78 | .00 | 3,540.01 |

| ACCOUNT NAME | BEGINNING CASH BALANCE | CASH RECEIPTS | CASH DISBURSEMENTS | ENDING CASH BALANCE |
|-------------------------------|------------------------|---------------|--------------------|---------------------|
| CASH - JP COURTHOUSE SECURITY | 9,460.13 | 376.95 | .00 | 9,837.08 |
| CASH INVESTED | 5,240.17 | 10.26 | .00 | 5,250.43 |

| ACCOUNT NAME | BEGINNING CASH BALANCE | CASH RECEIPTS | CASH DISBURSEMENTS | ENDING CASH BALANCE |
|-------------------------|------------------------|---------------|--------------------|---------------------|
| CASH INVESTED - LOGIC | 10,395.30 | 20.35 | .00 | 10,415.65 |
| CASH INVESTED - TEXSTAR | 25,095.60 | 407.56 | .00 | 25,503.16 |
| FUND TOTALS | | | | |

| ACCOUNT NAME | BEGINNING CASH BALANCE | CASH RECEIPTS | CASH DISBURSEMENTS | ENDING CASH BALANCE |
|----------------------------|------------------------|---------------|--------------------|---------------------|
| CASH - COURTHOUSE SECURITY | 28,435.91 | 2,457.94 | .00 | 30,893.85 |
| CASH INVESTED | 101,364.31 | 198.39 | .00 | 101,562.70 |
| CASH INVESTED - LOGIC | 51,999.16 | 106.51 | .00 | 52,105.67 |
| CASH INVESTED - TEXSTAR | 67,041.12 | 131.07 | .00 | 67,172.19 |
| FUND TOTALS | 248,840.50 | 2,893.91 | .00 | 251,734.41 |

| ACCOUNT NAME | BEGINNING CASH BALANCE | CASH RECEIPTS | CASH DISBURSEMENTS | ENDING CASH BALANCE |
|-------------------------|------------------------|---------------|--------------------|---------------------|
| CASH - FLOOD DAMAGE | .00 | .00 | .00 | .00 |
| CASH INVESTED - TEXPOOL | .00 | .00 | .00 | .00 |
| CASH INVESTED - LOGIC | .00 | .00 | .00 | .00 |
| FUND TOTALS | .00 | .00 | .00 | .00 |

| ACCOUNT NAME | BEGINNING CASH BALANCE | CASH RECEIPTS | CASH DISBURSEMENTS | ENDING CASH BALANCE |
|-------------------|------------------------|---------------|--------------------|---------------------|
| CASH - CHAPTER 19 | 327.66 | 105.00 | .00 | 222.66 |
| INVESTMENTS | .00 | .00 | .00 | .00 |
| FUND TOTALS | 327.66 | 105.00 | .00 | 222.66 |

| ACCOUNT NAME | BEGINNING CASH BALANCE | CASH RECEIPTS | CASH DISBURSEMENTS | ENDING CASH BALANCE |
|------------------------------|------------------------|---------------|--------------------|---------------------|
| CASH - CC RECORDS MANAGEMENT | 1,764.89 | 66.47 | .00 | 1,831.36 |
| INVESTMENTS - TEXPOOL | .00 | .00 | .00 | .00 |
| FUND TOTALS | 1,764.89 | 66.47 | .00 | 1,831.36 |

| ACCOUNT NAME | BEGINNING CASH BALANCE | CASH RECEIPTS | CASH DISBURSEMENTS | ENDING CASH BALANCE |
|---------------------------|------------------------|---------------|--------------------|---------------------|
| CASH - RECORDS MANAGEMENT | 8,002.05 | 1,539.78 | 3,459.66 | 6,082.17 |
| CASH INVESTED - TEXPOOL | 19,490.79 | 38.17 | .00 | 19,528.96 |
| CASH INVESTED - LOGIC | 54,750.89 | 112.15 | .00 | 54,863.04 |
| CASH INVESTED - TEXSTAR | 46,215.65 | 90.34 | .00 | 46,305.99 |
| FUND TOTALS | 128,459.38 | 1,780.44 | 3,459.66 | 126,780.16 |

| ACCOUNT NAME | BEGINNING CASH BALANCE | CASH RECEIPTS | CASH DISBURSEMENTS | ENDING CASH BALANCE |
|-----------------------------|------------------------|---------------|--------------------|---------------------|
| CASH - RECORDS PRESERVATION | 32,778.71 | 8,448.45 | .00 | 41,227.16 |
| CASH INVESTED - TEXPOOL | 35,444.04 | 69.36 | .00 | 35,513.40 |
| CASH INVESTED - LOGIC | .00 | .00 | .00 | .00 |
| CASH INVESTED - TEXSTAR | 35,425.17 | 69.24 | .00 | 35,494.41 |
| FUND TOTALS | 103,647.92 | 8,587.05 | .00 | 112,234.97 |

| ACCOUNT NAME | BEGINNING CASH BALANCE | CASH RECEIPTS | CASH DISBURSEMENTS | ENDING CASH BALANCE |
|-------------------------------|------------------------|---------------|--------------------|---------------------|
| CASH - D C RECORDS MANAGEMENT | 15,139.13 | 325.04 | .00 | 15,464.17 |
| CASH INVESTED | 15,663.21 | 30.65 | .00 | 15,693.86 |
| CASH INVESTED - LOGIC | .00 | .00 | .00 | .00 |
| CASH INVESTED - TEXSTAR | .00 | .00 | .00 | .00 |
| FUND TOTALS | 30,802.34 | 355.69 | .00 | 31,158.03 |

| ACCOUNT NAME | BEGINNING CASH BALANCE | CASH RECEIPTS | CASH DISBURSEMENTS | ENDING CASH BALANCE |
|------------------------------------|------------------------|---------------|--------------------|---------------------|
| DISTRICT CLERK ARCHIVE | 17,595.74 | 303.81 | .00 | 17,899.55 |
| DISTRICT CLERK ARCHIVE INVESTMENTS | 4,176.56 | 8.16 | .00 | 4,184.72 |
| CASH INVESTED - LOGIC | .00 | .00 | .00 | .00 |
| CASH INVESTED - TEXSTAR | .00 | .00 | .00 | .00 |
| FUND TOTALS | 21,772.30 | 311.97 | .00 | 22,084.27 |

| ACCOUNT NAME | BEGINNING CASH BALANCE | CASH RECEIPTS | CASH DISBURSEMENTS | ENDING CASH BALANCE |
|--------------------------|------------------------|---------------|--------------------|---------------------|
| COUNTY CLERK ARCHIVE FEE | 18,887.15 | 7,682.96 | 6,620.00 | 19,950.11 |
| RECORDS ARCHIVE | | | | |

| ACCOUNT NAME | BEGINNING CASH BALANCE | CASH RECEIPTS | CASH DISBURSEMENTS | ENDING CASH BALANCE |
|-------------------------|------------------------|---------------|--------------------|---------------------|
| INVESTMENTS | 56,835.98 | 111.24 | .00 | 56,947.22 |
| CASH INVESTED - LOGIC | 25,910.66 | 53.07 | .00 | 25,963.73 |
| CASH INVESTED - TEXSTAR | 41,052.86 | 80.27 | .00 | 41,133.13 |
| FUND TOTALS | 142,686.65 | 7,927.54 | 6,620.00 | 143,994.19 |

| ACCOUNT NAME | BEGINNING CASH BALANCE | CASH RECEIPTS | CASH DISBURSEMENTS | ENDING CASH BALANCE |
|-------------------------|------------------------|---------------|--------------------|---------------------|
| CASH - CHECK COLLECTING | 485.13 | 275.00 | 111.72 | 648.41 |
| CASH INVESTED - LOGIC | 2,667.17 | 5.16 | .00 | 2,672.33 |
| CASH INVESTED - TEXSTAR | .00 | .00 | .00 | .00 |
| FUND TOTALS | 3,152.30 | 280.16 | 111.72 | 3,320.74 |

| ACCOUNT NAME | BEGINNING CASH BALANCE | CASH RECEIPTS | CASH DISBURSEMENTS | ENDING CASH BALANCE |
|----------------------------|------------------------|---------------|--------------------|---------------------|
| CASH - DA CHECK COLLECTING | 150.34 | .00 | .00 | 150.34 |
| CASH INVESTED | .00 | .00 | .00 | .00 |
| FUND TOTALS | 150.34 | .00 | .00 | 150.34 |

| ACCOUNT NAME | BEGINNING CASH BALANCE | CASH RECEIPTS | CASH DISBURSEMENTS | ENDING CASH BALANCE |
|----------------------------|------------------------|---------------|--------------------|---------------------|
| CASH - DA CHECK COLLECTING | 150.34 | .00 | .00 | 150.34 |
| CASH INVESTED | .00 | .00 | .00 | .00 |
| FUND TOTALS | 150.34 | .00 | .00 | 150.34 |

| ACCOUNT NAME | BEGINNING CASH BALANCE | CASH RECEIPTS | CASH DISBURSEMENTS | ENDING CASH BALANCE |
|---------------------------------|------------------------|---------------|--------------------|---------------------|
| CASH - DISTRICT ATTY FORFEITURE | 15,021.14 | 8.98 | 336.28 | 14,693.84 |
| CASH - D.A. FORFEITURE FU | 31,366.60 | 61.37 | .00 | 31,427.97 |
| CASH INVESTED - TEXPOOL | 25,910.66 | 53.07 | .00 | 25,963.73 |
| CASH INVESTED - LOGIC | 25,810.09 | 50.46 | .00 | 25,860.55 |
| CASH INVESTED - TEXSTAR | 98,108.49 | 173.88 | 336.28 | 97,946.09 |
| FUND TOTALS | 140,511.19 | 61,832.65 | 360.00 | 201,973.84 |

| ACCOUNT NAME | BEGINNING CASH BALANCE | CASH RECEIPTS | CASH DISBURSEMENTS | ENDING CASH BALANCE |
|---------------------|------------------------|---------------|--------------------|---------------------|
| CASH - SEIZURE FUND | 70,477.64 | 1,443.00 | .00 | 71,920.64 |
| CASH - SEIZURE-LAW | .00 | .00 | .00 | .00 |
| INVESTMENTS | 70,477.64 | 1,443.00 | .00 | 71,920.64 |
| FUND TOTALS | 70,477.64 | 1,443.00 | .00 | 71,920.64 |

| ACCOUNT NAME | BEGINNING CASH BALANCE | CASH RECEIPTS | CASH DISBURSEMENTS | ENDING CASH BALANCE |
|---------------------------|------------------------|---------------|--------------------|---------------------|
| CASH - SHERIFF FORFEITURE | 29,614.87 | 61,603.31 | 360.00 | 90,858.18 |
| INVESTMENTS | 44,151.93 | 86.42 | .00 | 44,238.35 |
| CASH INVESTED - LOGIC | 25,910.66 | 53.07 | .00 | 25,963.73 |
| CASH INVESTED - TEXSTAR | 40,833.73 | 79.85 | .00 | 40,913.58 |
| FUND TOTALS | 140,511.19 | 61,832.65 | 360.00 | 201,973.84 |

| ACCOUNT NAME | BEGINNING CASH BALANCE | CASH RECEIPTS | CASH DISBURSEMENTS | ENDING CASH BALANCE |
|-------------------------|------------------------|---------------|--------------------|---------------------|
| CASH - JAIL COMMISSARY | 22,239.53 | 15.97 | 458.95 | 21,796.55 |
| CASH - JAIL COMMISSARY | 81,361.81 | 159.21 | .00 | 81,521.02 |
| CASH INVESTED - LOGIC | 40,557.09 | 79.30 | .00 | 40,636.39 |
| CASH INVESTED - TEXSTAR | 144,158.43 | 254.48 | 458.95 | 143,953.96 |
| FUND TOTALS | 248,316.86 | 408.96 | 917.90 | 247,807.92 |

| ACCOUNT NAME | BEGINNING CASH BALANCE | CASH RECEIPTS | CASH DISBURSEMENTS | ENDING CASH BALANCE |
|---------------------------------------|------------------------|---------------|--------------------|---------------------|
| CASH - 2004 GO REFUNDING DEBT SERVICE | 40,654.52 | 6,418.19 | 20,000.00 | 27,072.71 |
| CASH - 2004 GO REFUNDING D/S | 98,432.78 | 270,219.97 | 200,000.00 | 118,652.75 |
| CASH INVESTED - TEXPOOL | 181,017.53 | 370.81 | .00 | 181,388.34 |
| CASH INVESTED - LOGIC | 224,083.84 | 438.10 | .00 | 224,521.94 |
| CASH INVESTED - TEXSTAR | .00 | .00 | .00 | .00 |
| T-BILL INVESTMENTS | .00 | .00 | .00 | .00 |
| FUND TOTALS | 544,188.67 | 227,447.07 | 220,000.00 | 551,635.74 |

| ACCOUNT NAME | BEGINNING CASH BALANCE | CASH RECEIPTS | CASH DISBURSEMENTS | ENDING CASH BALANCE |
|-------------------|------------------------|---------------|--------------------|---------------------|
| CASH - STATE FEES | 75,860.79 | 51,864.86 | 60,158.27 | 67,567.38 |
| CASH - STATE FEES | 18,536.18 | 30,077.28 | .00 | 48,613.46 |
| CASH INVESTED | .00 | .00 | .00 | .00 |

| ACCOUNT NAME | BEGINNING CASH BALANCE | CASH RECEIPTS | CASH DISBURSEMENTS | ENDING CASH BALANCE |
|--------------------------------------|------------------------|---------------|--------------------|---------------------|
| 2019 090 OFFICER'S TRUST | | | | |
| CASH INVESTED - LOGIC | 20,487.42 | .00 | .00 | 20,487.42 |
| CASH INVESTED - TEXSTAR | 114,884.39 | 112,023.13 | 60,158.27 | 166,749.25 |
| FUND TOTALS | | | | |
| CASH-OFFICERS TRUST | .00 | .00 | .00 | .00 |
| CASH INVESTED | .00 | .00 | .00 | .00 |
| CASH INVESTED - LOGIC | .00 | .00 | .00 | .00 |
| FUND TOTALS | .00 | .00 | .00 | .00 |
| 2019 091 LIBRARY TRUST - LIDDELL | | | | |
| CASH-LIBRARY TRUST/LIDDELL | 859.64 | .67 | .00 | 860.31 |
| CD INVESTMENT | 15,000.00 | .00 | .00 | 15,000.00 |
| FUND TOTALS | 15,859.64 | .67 | .00 | 15,860.31 |
| 2019 092 LIBRARY TRUST - ROSENSTEIN | | | | |
| CASH-LIBRARY TRUST/ROSENSTEIN | 718.57 | 50.84 | .00 | 769.41 |
| CD INVESTMENT | 19,000.00 | .00 | .00 | 19,000.00 |
| FUND TOTALS | 19,718.57 | 50.84 | .00 | 19,769.41 |
| 2019 098 PAYROLL CLEARING | | | | |
| CASH - PAYROLL CLEARING | .00 | 1,066,253.52 | 1,066,253.52 | .00 |
| INVESTMENTS | .00 | .00 | .00 | .00 |
| FUND TOTALS | .00 | 1,066,253.52 | 1,066,253.52 | .00 |
| 2019 100 CHILD ABUSE PREVENTION FUND | | | | |
| CASH-CHILD ABUSE PREVENTION | 339.34 | 1.77 | .00 | 341.11 |
| FUND TOTALS | 339.34 | 1.77 | .00 | 341.11 |
| 2019 101 PRETRIAL DIVERSION | | | | |
| CASH-PRETRIAL DIVERSION | 12,088.00 | 750.00 | .00 | 12,838.00 |
| CASH INVESTED | .00 | .00 | .00 | .00 |
| CASH INVESTED - LOGIC | .00 | .00 | .00 | .00 |
| FUND TOTALS | 12,088.00 | 750.00 | .00 | 12,838.00 |
| 2019 102 HOTEL OCCUPANCY TAX FUND | | | | |
| CASH - HOTEL OCCUPANCY TAX | 43,932.07 | 11,893.54 | 20,000.00 | 35,825.61 |
| CASH INVESTED - TEXPOOL | 116,564.18 | 10,241.81 | .00 | 126,805.99 |
| CASH INVESTED - LOGIC | .00 | .00 | .00 | .00 |
| CASH INVESTED - TEXSTAR | 116,570.09 | 10,241.56 | .00 | 126,811.65 |
| FUND TOTALS | 277,066.34 | 32,376.91 | 20,000.00 | 289,443.25 |
| GRAND TOTALS | 38,564,815.19 | 4,215,273.38 | 5,067,953.92 | 37,712,134.65 |