



MONTHLY REPORT

APRIL 2019

PATTY BRENNAN

COOKE COUNTY TREASURER


FINANCIAL REPORTS


April 2019

In accordance with Local Government Code 114.026, this affidavit states the current cash and reports in the custody of the county treasurer as of this date of April 30, 2019.


Not Present


Jason Brinkley,
Cooke County Judge


Gary Hollowell,
Commissioner Pct. #1


John Klement,
Commission Pct. #3


Pam Harrison,
Cooke County Clerk



Jason Snuggs,
Commissioner Pct. #2


Leon Klement,
Commissioner Pct. #4

FILED FOR RECORD

19 MAY 28 AM 10:17

PAM HARRISON
COUNTY CLERK, COOKE CO. TX

BY  DEPUTY

AFFIDAVIT

STATE OF TEXAS

COUNTY OF COOKE

The members of the Commissioners' Court of Cooke County, Texas, state as follows:

The requirement of Subsection (C) of the Texas Local Government Code, §114.026 have been met for the term of April, 2019. The amount of cash and other assets in the custody of the County Treasurer at the time of examination are:

Cash (includes on hand, money market accounts, and short term investments) \$ 39,280,364.32


Other Assets (long term investments) \$ 0.00

Sworn to and subscribed this 28th day of May 2019.


Not Present

Jason Brinkley, Cooke County Judge



Gary Hollowell, Commissioner, Pct 1


Jason Shuggs, Commissioner, Pct 2


John Klement, Commissioner, Pct 3


Leon Klement, Commissioner, Pct 4


ATTEST:


Pam Harrison, County Clerk

FILED FOR RECORD

19 MAY 28 AM 10:17

PAM HARRISON
COUNTY CLERK, COOKE CO. TX

BY  DEPUTY

TOTALS

PRIOR MONTH ENDING BANK STATEMENT BALANCE \$227,998.92 3
 CLEARED DEPOSITS \$1,048,269.13 1
 CLEARED ADDITIONS \$179.92 1
 CLEARED CHECKS \$700,334.63- 49
 CLEARED DEDUCTIONS \$432,167.34- 4

CURRENT MONTH ENDING BANK STATEMENT BALANCE \$143,946.00

CURRENT MONTH ENDING BANK STATEMENT BALANCE \$143,946.00
 OUTSTANDING DEPOSITS \$.00
 OUTSTANDING ADDITIONS \$.00
 OUTSTANDING CHECKS \$2,967.13- 5
 OUTSTANDING DEDUCTIONS \$.00

RECONCILED BOOK BALANCE \$140,978.87

ENDING STATEMENT DATE 04/30/2019 CLERK: PB

PRIOR MONTH ENDING BANK STATEMENT BALANCE \$4,641,636.31 211
 CLEARED DEPOSITS \$2,634,180.91 4
 CLEARED ADDITIONS \$116,515.21 504
 CLEARED CHECKS \$2,494,337.21-
 CLEARED DEDUCTIONS \$190,478.43- 5

CURRENT MONTH ENDING BANK STATEMENT BALANCE \$4,707,516.79

CURRENT MONTH ENDING BANK STATEMENT BALANCE \$4,707,516.79
 OUTSTANDING DEPOSITS \$.00
 OUTSTANDING ADDITIONS \$.00
 OUTSTANDING CHECKS \$358,224.08- 397
 OUTSTANDING DEDUCTIONS \$.00

RECONCILED BOOK BALANCE \$4,349,292.71
 ENDING STATEMENT DATE 04/30/2019 CLERK: PB



Pledge Security Listing

April 30, 2019

EL CAMPO, TX

ID	CUSIP	Description	Safekkeeping Location	Safekkeeping Receipt	Coupon	Maturity Date	Call Date	Moody	S&P	Fitch	ASC 320	Face Amount	Current Par	Current Book Value	Market Value	Gain(Loss)
COOKE COUNTY																
2047	3128MBNA1	FHJMC #G128B95	FHLB	X	5.00	06/01/2021		AAA	AA+	AAA	HTM	157,950	1,260.44	1,260.44	1,269.46	9.03
2107	31410G558	FNMA #889257	FHLB	X	5.00	04/01/2021		AAA	AA+	AAA	HTM	105,405	669.62	669.62	674.86	5.24
3643	312844QX4	FHJMC #G18468	FHLB		2.00	06/01/2028		AAA	AA+	AAA	HTM	212,158	91,527.04	91,727.79	89,324.69	(2,403.10)
Total for COOKE COUNTY												475,513	93,457.10	93,657.85	91,269.01	(2,388.83)

Although the information in this report has been obtained from sources believed to be reliable, its accuracy cannot be guaranteed.

PAGE 1 04/30/19 19:45:22
HOLDINGS BAPN032N
CC3 PROD

FEDERAL RESERVE BANK PLEDGEE

DISTRB PT J1
AS OF CLOSE OF BUSINESS 04-30-2019

PLEDGEE: COOKE COUNTY J7BM INSTITUTION ID: #J7BM
100 S. DIXON
RM. 106

GAINESVILLE TX 76240

HOLDER : 081500862 - LANDMARK BANK

RESP FRB:H1

ACCOUNT: J7BM - *COOKE COUNTY

CUSIP #

BVF

PAR

BALANCE	BOOK VALUE		
3130A1XJ2 2.875 FHLB 24 RK 06-14-24	800,000.00	1.0000000000	
800,000.00	800,000.00		
3130A5R35 2.875 FHLB 25 TG 06-13-25	500,000.00	1.0000000000	
500,000.00	500,000.00		
31300LVH5 FMAR 848716 G 01-01-37	200,000.00	0.2220899700	
200,000.00	44,417.99		
3133EJQC6 FCFR 03LI BR 20/02 02-25-20	400,000.00	1.0000000000	
400,000.00	400,000.00		
3133EJRS0 FCFR 03LI BY 20/06 06-15-20	2,000,000.00	1.0000000000	
2,000,000.00	2,000,000.00		
3133TTX48 FGRA 2326ZQ 06/15/31 06-15-31	300,000.00	0.0832374000	
300,000.00	24,971.22		
3133XDVS7 5.25 FHLB 20 EK 12-11-20	700,000.00	1.0000000000	
700,000.00	700,000.00		
3133X8L34 5.365 FHLB 24 EE 09-09-24	2,000,000.00	1.0000000000	
2,000,000.00	2,000,000.00		
3133732Y7 3.625 FHLB 21 IR 03-12-21	1,000,000.00	1.0000000000	
1,000,000.00	1,000,000.00		
3136ACLE9 FNRM RC025BD R13F025 03-25-33	1,400,000.00	0.3970225400	
1,400,000.00	555,831.56		
3136ACU25 FNRM RC015DC R13F015 03-25-33	500,000.00	0.4172910100	
500,000.00	208,645.51		
3136AKJK0 FNRM CL041CM R14F041 06-25-40	1,000,000.00	0.4535622700	
1,000,000.00	453,562.27		
3137B1CT7 FGRM 4195LH 12/15/31 12-15-31	600,000.00	0.3744508100	
600,000.00	224,670.49		
31392WB41 FGRM 2512PG 10/15/22 10-15-22	400,000.00	0.0917747300	
400,000.00	36,709.89		
31394H2Q3 FGRM 2662DH 08/15/23 08-15-23	1,200,000.00	0.2853423900	
1,200,000.00	342,410.87		
31395HVM9 FGRA 2896BZ 11/15/34 11-15-34	200,000.00	0.8766811200	
200,000.00	175,336.22		
38374F2L7 GNRM 2004-24 ZM 04-20-34	700,000.00	0.7181062342	
700,000.00	502,674.36		

SUBTOTAL:

13,900,000.00 9,969,230.38

GRAND TOTAL:

13,900,000.00 9,969,230.38

Pledge Inventory Report

Landmark Bank
Columbia, MO
FROM 4/1/2019 TO 4/30/2019

Customer ID: 5961
Report Date: 5/1/2019
PAS Rep: Vance Roe
Account Rep: Bob Fitzpatrick

Tickel	Description	Location Code/Name	Maturity Date	Group	Intenl	Coupon	S&P	Moody	Market Price DI	Maturity (Yr)	Original Face	Par	Book Value
Pledged: J7BM - COOKE COUNTY													
3133EJQC6	FED FARM CR BK	FED - FEDERAL RESERVE BANK	02/25/2020	AG2	AFS	2.45925	AA+	Aaa	4/30/2019	0.82	400,000.00	400,000.00	400,060.62
1142450	FED - FEDERAL RESERVE BANK										400,000.00	400,000.00	399,915.98
3133EJRS0	FED FARM CR BK	FED - FEDERAL RESERVE BANK	06/15/2020	AG2	AFS	2.41088	AA+	Aaa	4/30/2019	1.13	2,000,000.00	2,000,000.00	2,000,564.78
1143713	FED - FEDERAL RESERVE BANK										2,000,000.00	2,000,000.00	1,997,420.04
3130A1XJ2	FED HOME LN BK	FED - FEDERAL RESERVE BANK	06/14/2024	AGY	AFS	2.87500	AA+	Aaa	4/30/2019	5.13	800,000.00	800,000.00	822,877.19
1104690	FED - FEDERAL RESERVE BANK										800,000.00	800,000.00	818,632.02
3130A5R35	FEDERAL HOME LOAN BA	FED - FEDERAL RESERVE BANK	06/13/2025	AGY	AFS	2.87500	AA+	Aaa	4/30/2019	6.13	400,000.00	400,000.00	413,052.11
1102932	FED - FEDERAL RESERVE BANK										400,000.00	400,000.00	407,488.01
3130A5R35	FEDERAL HOME LOAN BA	FED - FEDERAL RESERVE BANK	06/13/2025	AGY	AFS	2.87500	AA+	Aaa	4/30/2019	6.13	100,000.00	100,000.00	102,514.64
1104689	FED - FEDERAL RESERVE BANK										100,000.00	100,000.00	101,872.00
3133722Y7	FED HOME LN BK	FED - FEDERAL RESERVE BANK	03/12/2021	AGY	AFS	3.62500	AA+	Aaa	4/30/2019	1.87	1,000,000.00	1,000,000.00	1,020,076.93
1131459	FED - FEDERAL RESERVE BANK										1,000,000.00	1,000,000.00	1,022,760.01
3133X8L34	FED HOME LN BK	FED - FEDERAL RESERVE BANK	09/09/2024	AGY	AFS	5.36500	AA+	Aaa	4/30/2019	5.37	2,000,000.00	2,000,000.00	2,304,588.07
1087540	FED - FEDERAL RESERVE BANK										2,000,000.00	2,000,000.00	2,293,119.96
3133X0V57	FED HOME LN BK	FED - FEDERAL RESERVE BANK	12/11/2020	AGY	AFS	5.25000	AA+	Aaa	4/30/2019	1.62	700,000.00	700,000.00	735,559.37
933583	FED - FEDERAL RESERVE BANK										700,000.00	700,000.00	731,821.99
31300LVH5	FHLMC ARM POOL #8487	FED - FEDERAL RESERVE BANK	01/01/2037	MB3	AFS	4.63900			4/30/2019	17.69	200,000.00	200,000.00	47,090.05
851172	FED - FEDERAL RESERVE BANK										44,417.99	44,417.99	46,747.27
3133TTX48	fhmc remic ser 2326	FED - FEDERAL RESERVE BANK	06/15/2031	MB4	AFS	6.50000			4/30/2019	12.13	300,000.00	300,000.00	27,562.98
783451	FED - FEDERAL RESERVE BANK										24,971.22	24,971.22	27,463.14
3136ACLE9	FNM13025 BD	FED - FEDERAL RESERVE BANK	03/25/2033	MB4	AFS	2.00000			4/30/2019	13.91	1,400,000.00	1,400,000.00	543,859.16
879680	FED - FEDERAL RESERVE BANK										555,831.56	555,831.56	543,335.91
3136ACU25	FNM13015 DC	FED - FEDERAL RESERVE BANK	03/25/2033	MB4	AFS	2.00000			4/30/2019	13.91	500,000.00	500,000.00	204,375.31
881004	FED - FEDERAL RESERVE BANK										208,645.51	208,645.51	202,397.22
3136AKJK0	FNR 2014-41 CM	FED - FEDERAL RESERVE BANK	06/25/2040	MB4	AFS	1.50000			4/30/2019	21.17	1,000,000.00	1,000,000.00	437,935.62
916714	FED - FEDERAL RESERVE BANK										453,562.27	453,562.27	441,528.36

This report reflects information submitted to us by the customer. It is not intended to be used as the official record of safekeeping location and/or pledged holdings. This information should be provided by the customer's safekeeper.

Pledge Inventory Report

Landmark Bank
Columbia, MO
FROM 4/1/2019 TO 4/30/2019

Customer ID: 5961
Report Date 5/1/2019
PAS Rep: Vance Roe
Account Rep: Bob Fitzpatrick

Cusip	Description	Maturity Date	Intnt	S&P	Market Price Df	Original Face	Book Value
Ticket	Location Code/Name	Group	Coupon	Moody	Maturity (Yr)	Par	Market Value
Pledged: J7BM - COOKE COUNTY							
3137B1CT7	FHL4195 LH	12/15/2031	AFS	Nr	4/30/2019	600,000.00	218,737.53
882621	FED - FEDERAL RESERVE BANK	MB4	1.50000	Nr	12.64	224,670.49	215,210.94
31392WB41	FHL2512 PG	10/15/2022	AFS	NIR	4/30/2019	400,000.00	38,089.74
719835	FED - FEDERAL RESERVE BANK	MB4	5.50000	NIR	3.46	36,709.89	37,501.17
31394H2O3	FHL2662 DH	08/15/2023	AFS	NIR	4/30/2019	1,200,000.00	356,567.80
887207	FED - FEDERAL RESERVE BANK	MB4	5.00000	NIR	4.30	342,410.87	353,879.28
31395HV/M9	FHL2898 BZ	11/15/2034	AFS	Nr	4/30/2019	200,000.00	189,033.99
856892	FED - FEDERAL RESERVE BANK	MB4	5.00000	Nr	15.56	175,336.22	186,198.53
38374F2L7	GNM04024 ZM	04/20/2034	AFS	Nr	4/30/2019	700,000.00	552,285.27
844136	FED - FEDERAL RESERVE BANK	MB4	5.00000	Nr	14.98	502,674.36	543,334.29
18	Total Pledged J7BM - COOKE COUNTY					13,900,000.00	10,414,831.18
						9,969,230.38	10,370,626.12

This report reflects information submitted to us by the customer. It is not intended to be used as the official record of safekeeping location and/or pledged holdings. This information should be provided by the customer's safekeeper.

Landmark Bank, N.A.

Cooke County

As of: Tuesday, April 30, 2019

Detail Section:

<u>Account No.</u>	<u>Balance</u>	<u>Int Rate</u>	<u>Type</u>	<u>Officer</u>
28002408	\$0	0.00%	TDSV	R1B
28002416	\$0	0.00%	TDSV	R1B
28900090	\$143,946	0.00%	CK	R1B
28900287	\$4,707,517	0.70%	CK	R1B
28900325	\$5,500	0.00%	CK	R1B
28900333	\$0	0.00%	CK	R1B
28900341	\$0	0.00%	CK	R1B
28900368	\$69,519	0.70%	CK	R1B
28900376	\$319,765	0.00%	CK	R1B
28900384	\$3,388	0.00%	CK	R1B
28900392	\$4,089	0.00%	CK	R1B
28900406	\$92,401	0.00%	CK	R1B
28900414	\$1,120	0.00%	CK	R1B
28900422	\$0	0.00%	CK	R1B
28900449	\$0	0.00%	CK	R1B
28900457	\$0	0.00%	CK	R1B
28900465	\$0	0.00%	CK	R1B
28900481	\$358,399	0.00%	CK	R1B
28900511	\$2,836	0.00%	CK	R1B
28900538	\$2,026	0.00%	CK	R1B
28901259	\$3,515	0.00%	CK	ELE
28901593	\$31,391	0.00%	CK	JDH
4170003539	\$54,450	0.00%	CK	R1B
4170009684	\$0	0.00%	CK	R1B
4170009700	\$6,529	0.00%	CK	R1B
4170013934	\$0	0.00%	CK	JDH
4170023065	\$0	0.00%	CK	R1B
4170045332	\$17,181	0.00%	CK	T1G
4170049177	\$0	0.00%	CK	T1G
4170056479	\$571,938	0.00%	CK	T1G
4170056487	\$21,000	0.00%	CK	T1G
4170800744	\$0	0.00%	TDSV	JDH
4170800751	\$0	0.00%	TDSV	JDH
4170801528	\$0	0.00%	TDSV	R1B
4170801536	\$0	0.00%	TDSV	R1B
4170802286	\$0	0.00%	TDSV	JDH
4170802294	\$0	0.00%	TDSV	JDH
4170802849	\$0	0.00%	TDSV	JDH

5/2/2019 11:05:22 AM

4170802856	\$0	0.00%	TDSV	JDH
4170803896	\$0	0.00%	TDSV	R1B
4170803904	\$0	0.00%	TDSV	R1B
4170804019	\$0	0.00%	TDSV	R1B
4170804142	\$0	0.00%	TDSV	R1B
4170804159	\$0	0.00%	TDSV	R1B
4170804415	\$0	0.00%	TDSV	T1G
4170804423	\$0	0.00%	TDSV	T1G
4170804761	\$0	0.00%	TDSV	T1G
4170804779	\$0	0.00%	TDSV	T1G
4170805073	\$0	0.00%	TDSV	T1G
4170805081	\$0	0.00%	TDSV	T1G
4170805198	\$8,000	1.05%	TDSV	JDH
4170805677	\$0	0.00%	TDSV	T1G
4170805685	\$0	0.00%	TDSV	T1G
4170806451	\$0	0.00%	TDSV	T1G
4170806469	\$0	0.00%	TDSV	T1G
4170806691	\$0	0.00%	TDSV	T1G
4170806709	\$0	0.00%	TDSV	T1G
4170807095	\$500,000	1.93%	TDSV	T1G
4170807103	\$500,000	1.93%	TDSV	T1G
4170807822	\$7,500	1.90%	TDSV	T1G
4170807830	\$7,500	1.90%	TDSV	T1G

Collateral Section:

<u>Description / LOC No.</u>	<u>Amount</u>	<u>Maturity Date</u>
Securities - Market Value	\$10,370,626	(See add'l report)

Pledge Report Summary:

Total Deposits	\$ 7,439,510
Plus Additional Coverage (per Agreement)	\$ 0
Total Collateral Needed	<u>\$ 7,439,510</u>
Collateral Pledged	\$ 10,370,626
FDIC Insurance	\$ 250,000
Total Collateral Provided	<u>\$ 10,620,626</u>
Total Public Funding Excess / (Needed)	<u>\$ 3,181,116</u>

C.D. INVESTMENTS

LANDMARK BANK

APRIL 2019

<u>C.D.#</u>	<u>PURCHASE DATE</u>	<u>AMOUNT</u>	<u>MAT. DATE</u>
GEN/4170807103	May 26, 2018	500,000.00	May 26, 2019
GEN/4170807095	May 26, 2018	500,000.00	May 26, 2019
Library Liddell 7830	Jan 17, 2019	7,500.00	Jan 17, 2021
Library Liddell 7822	Jan 17, 2019	7,500.00	Jan 17, 2021
Library Rosenstein 5099	Sept 12, 2017	11,000.00	Dec 12, 2020
Library Rosenstein 5198	Dec 16, 2017	8,000.00	Mar 16, 2021

INT. EARNED MONTHLY:

2-Gen CD's @ 1.93%
2-Liddell CD's @ 1.90%
2-Rosenstein CD's @ 1.05%

Interest is deposited into the Treasurer's Fund. The 2 Gen CDs' interest is deposited monthly, and the 4 Library's CDs' interest is deposited quarterly.

PROSPERITY BANK

GEN/14401708 Sept 17, 2017 250,000.00 Sept 17, 2019

INT. EARNED MONTHLY:

Gen CD @ .90%

Interest accrues monthly and is deposited monthly with depository bank into the Treasurer's Fund.

C.D. INVESTMENTS

THE FIRST STATE BANK

APRIL 2019

<u>C.D.#</u>	<u>PURCHASE DATE</u>	<u>AMOUNT</u>	<u>MAT. DATE</u>
GEN/71445	Sept 17, 2017	250,000.00	Sept 17, 2019

INT. EARNED MONTHLY:

Gen CD @ .90%

Interest accrues monthly and is deposited monthly with depository bank into the Treasurer's Fund.

MUENSTER STATE BANK

GEN/2129	Sept 17, 2017	250,000.00	Sept 17, 2019
----------	---------------	------------	---------------

INT. EARNED MONTHLY:

Gen CD @ .90%

Interest accrues monthly and is deposited monthly with depository bank into the Treasurer's Fund.

INVESTMENTS-TEXPOOL
PATTY BRENNAN, COOKE COUNTY TREASURER
APRIL 2019

ACCT NAME	BALANCE FORWARD	DEPOSITS	WITH-DRAWALS	CURRENT INTEREST	ENDING BALANCE
GENERAL	\$ 7,966,958.21	\$ -	\$ 500,000.00	\$ 15,640.18	\$ 7,482,598.39
R & B -1	\$ 748,473.52	\$ -	\$ -	\$ 1,497.59	\$ 749,971.11
R & B -2	\$ 563,276.67	\$ -	\$ 60,000.00	\$ 1,090.94	\$ 504,367.61
R & B -3	\$ 607,072.93	\$ -	\$ 90,000.00	\$ 1,160.50	\$ 518,233.43
R & B -4	\$ 882,176.21	\$ -	\$ 75,000.00	\$ 1,720.01	\$ 808,896.22
FM & L	\$ 328,118.06	\$ -	\$ -	\$ 656.53	\$ 328,774.59
STATE FUNDS	\$ 33,440.59	\$ -	\$ 15,000.00	\$ 57.87	\$ 18,498.46
TJPC	\$ 12,875.42	\$ -	\$ -	\$ 25.76	\$ 12,901.18
DIST CLK PRESERVATION	\$ 10,398.01	\$ -	\$ -	\$ 20.79	\$ 10,418.80
COUNTY/DIST TECH	\$ 1,576.67	\$ -	\$ -	\$ 3.14	\$ 1,579.81
ADULT PROB	\$ 219,201.62	\$ -	\$ -	\$ 438.61	\$ 219,640.23
JUV-ISP	\$ 4,977.87	\$ -	\$ -	\$ 9.93	\$ 4,987.80
COURT REP	\$ 43,825.46	\$ -	\$ -	\$ 87.67	\$ 43,913.13
PERM IMP	\$ 1,186,673.38	\$ -	\$ -	\$ 2,374.40	\$ 1,189,047.78
LAW ENFORCEMENT ED	\$ 10,395.83	\$ -	\$ -	\$ 20.79	\$ 10,416.62
JP-CH SECURITY	\$ 5,219.02	\$ -	\$ -	\$ 10.51	\$ 5,229.53
DIST CLK RECORDS MGMT	\$ 15,600.12	\$ -	\$ -	\$ 31.20	\$ 15,631.32
DIST CLK ARCHIVE	\$ 4,159.68	\$ -	\$ -	\$ 8.41	\$ 4,168.09
COUNTY ATTY CHECK COLLECT	\$ 2,656.34	\$ -	\$ -	\$ 5.40	\$ 2,661.74
LAW LIBRARY	\$ 104,812.05	\$ -	\$ -	\$ 209.71	\$ 105,021.76
JP TECH	\$ 17,473.87	\$ -	\$ -	\$ 34.98	\$ 17,508.85
C H SECURITY	\$ 136,946.43	\$ -	\$ 36,000.00	\$ 211.64	\$ 101,158.07
REC MGMT	\$ 19,412.30	\$ -	\$ -	\$ 38.83	\$ 19,451.13
REC PRESV	\$ 25,325.84	\$ -	\$ -	\$ 50.72	\$ 25,376.56
LIBRARY	\$ 28,076.79	\$ -	\$ -	\$ 56.20	\$ 28,132.99
ARCHIVE	\$ 56,607.14	\$ -	\$ -	\$ 113.24	\$ 56,720.38
DIST ATTY FORFEITURE	\$ 31,240.24	\$ -	\$ -	\$ 62.52	\$ 31,302.76
SHERIFF FORFEITURE	\$ 38,986.37	\$ -	\$ -	\$ 78.01	\$ 39,064.38
JAIL COMMISSARY	\$ 81,034.17	\$ -	\$ -	\$ 162.14	\$ 81,196.31
2004 GO-REFUNDING	\$ 23,220.86	\$ -	\$ -	\$ 46.46	\$ 23,267.32
HOTEL/MOTEL TAX	\$ 101,116.66	\$ 15,000.00	\$ -	\$ 210.35	\$ 116,327.01
TOTAL: TREAS FUND	\$ 13,311,328.33	\$ 15,000.00	\$ 776,000.00	\$ 26,135.03	\$ 12,576,463.36

YEAR - TO - DATE INTEREST	BAL FORWARD:	CURRENT INT.:	BALANCE:
	\$ 127,661.60	\$ 26,135.03	\$ 153,796.63

AVG. YEILD FOR APR 2019 2.43% MKT VALUE/ SHARI \$ 1.00

INVESTMENTS-TEX STAR
PATTY BRENNAN, COOKE COUNTY TREASURER
APRIL 2019

ACCT NAME	BALANCE FORWARD	DEPOSITS	WITH-DRAWALS	CURRENT INTEREST	ENDING BALANCE
GENERAL	\$ 8,048,228.27	\$ -	\$ 500,000.00	\$ 15,736.13	\$ 7,563,964.40
R & B -1	\$ 718,303.03	\$ -	\$ -	\$ 1,431.26	\$ 719,734.29
R & B -2	\$ 508,011.22	\$ -	\$ 60,000.00	\$ 976.19	\$ 448,987.41
R & B -3	\$ 605,771.90	\$ -	\$ 90,000.00	\$ 1,152.96	\$ 516,924.86
R & B -4	\$ 881,952.88	\$ -	\$ 75,000.00	\$ 1,712.27	\$ 808,665.15
FM & L	\$ 335,935.58	\$ -	\$ -	\$ 669.35	\$ 336,604.93
ADULT PROBATION	\$ 219,689.67	\$ -	\$ -	\$ 437.74	\$ 220,127.41
PERM IMP	\$ 1,141,853.24	\$ -	\$ -	\$ 2,275.21	\$ 1,144,128.45
CC LIBRARY	\$ 30,862.82	\$ -	\$ -	\$ 61.49	\$ 30,924.31
JP- CH SECURITY	\$ 10,353.46	\$ -	\$ -	\$ 20.65	\$ 10,374.11
COURTHOUSE SECURITY	\$ 66,771.41	\$ -	\$ -	\$ 133.06	\$ 66,904.47
RECORDS MANAGEMENT	\$ 46,029.72	\$ -	\$ -	\$ 91.72	\$ 46,121.44
RECORDS PRESERVATION	\$ 25,307.16	\$ -	\$ -	\$ 50.44	\$ 25,357.60
ARCHIVE FEES	\$ 40,887.74	\$ -	\$ -	\$ 81.46	\$ 40,969.20
2012 GO REFUNDING	\$ 223,182.38	\$ -	\$ -	\$ 444.70	\$ 223,627.08
STATE FEES	\$ 30,391.14	\$ -	\$ 10,000.00	\$ 54.55	\$ 20,445.69
DIST ATTY FORFEITURE	\$ 25,706.24	\$ -	\$ -	\$ 51.23	\$ 25,757.47
SHERIFF FORFEITURE	\$ 25,706.24	\$ -	\$ -	\$ 51.23	\$ 25,757.47
JAIL COMMISSARY	\$ 40,393.94	\$ -	\$ -	\$ 80.48	\$ 40,474.42
HOTEL/MOTEL TAX	\$ 101,123.01	\$ 15,000.00	\$ -	\$ 209.50	\$ 116,332.51
TOTAL: TREAS FUND	\$ 13,126,461.05	\$ 15,000.00	\$ 735,000.00	\$ 25,721.62	\$ 12,432,182.67

YEAR - TO - DATE INTEREST	BAL FORWARD	CURRENT INT.	BALANCE
	\$ 122,768.84	\$ 25,721.62	\$ 148,490.46

AVG. YEILD FOR APR 2019 2.42% MKT VALUE / SHARE \$ 1.00

INVESTMENTS-LOGIC
 PATTY BRENNAN, COOKE COUNTY TREASURER
 APRIL 2019

ACCT NAME	BALANCE FORWARD	DEPOSITS	WITH-DRAWALS	CURRENT INTEREST	ENDING BALANCE
GENERAL	\$ 3,198,689.24	\$ -	\$ -	\$ 6,793.06	\$ 3,205,482.30
R & B -1	\$ 387,006.22	\$ -	\$ -	\$ 821.87	\$ 387,828.09
R & B -2	\$ 282,380.24	\$ -	\$ -	\$ 599.68	\$ 282,979.92
R & B -3	\$ 358,804.04	\$ -	\$ -	\$ 761.99	\$ 359,566.03
R & B -4	\$ 384,119.62	\$ -	\$ -	\$ 815.76	\$ 384,935.38
FM & L	\$ 103,554.40	\$ -	\$ -	\$ 219.93	\$ 103,774.33
ADULT PROBATION	\$ 155,154.73	\$ -	\$ -	\$ 329.50	\$ 155,484.23
PERM IMP	\$ 499,936.01	\$ -	\$ -	\$ 1,061.71	\$ 500,997.72
LAW LIBRARY	\$ 25,800.10	\$ -	\$ -	\$ 54.78	\$ 25,854.88
COURTHOUSE SECURITY	\$ 51,777.25	\$ -	\$ -	\$ 109.94	\$ 51,887.19
RECORDS MANAGEMENT	\$ 54,517.23	\$ -	\$ -	\$ 115.76	\$ 54,632.99
ARCHIVE FEES	\$ 25,800.10	\$ -	\$ -	\$ 54.78	\$ 25,854.88
DIST ATTY FORFEITURE	\$ 25,800.10	\$ -	\$ -	\$ 54.78	\$ 25,854.88
SHERIFF FOREITURE	\$ 25,800.10	\$ -	\$ -	\$ 54.78	\$ 25,854.88
2012 GO REFUNDING	\$ 180,244.95	\$ -	\$ -	\$ 382.76	\$ 180,627.71
TOTAL: TREAS FUND	\$ 5,759,384.33	\$ -	\$ -	\$ 12,231.08	\$ 5,771,615.41

YEAR - TO - DATE INTEREST	BAL FORWARD	CURRENT INT.	BALANCE
	\$ 66,466.80	\$ 12,231.08	\$ 78,697.88

AVG. YEILD FOR APR 2019 2.58% MKT VALUE / SHAF \$ 1.00

Cooke County

Attn: Patty Brennan
101 S. Dixon Street
Gainesville, TX 76240

Depositor Statement

April 1, 2019 - April 30, 2019

Account #: 104791304900

Account at-a-Glance

Beginning Balance	2,004,796.19
+ Net Deposits	0.00
+ Net Accrued Interest ²	3,789.90
Ending Balance	2,008,586.09
Days In Period ¹	30
Average Daily Balance ⁵	2,004,796.19
Net APR This Period ⁶	2.3000%
Available Balance ⁷	2,004,796.19

Depositor Information

Website: www.ficaaccount.com

Support Center: (866) 343-5516

Account Transactions

Description	Date	Amount(USD\$)
No transactions in this period		

Insured Depository Detail

Depository Bank	FDIC Cert#	Balance(USD\$)
1st National Bank	6646	67.88
AimBank	3304	106.19
Alma Bank	58424	968.55
BNB Bank	6976	16,665.32
Banc of California, National Association	35498	8,564.02
BancCentral National Association	4033	969.06
Bank of China - New York Branch	33653	51,053.60
Bank of England	13303	49.57
Bank of Fayette County	10308	215.46
Bank of Princeton	58513	50.22
Bank of the Ozarks	110	113,907.18
Bank of the Prairie	4626	22.92
Bank3	15205	706.32
BankUnited National Association	58979	13,816.89
Bankers Bank of Kansas	27351	111.08
Bankwell Bank	57368	362.55
Bar Harbor Bank & Trust	11971	8,442.47
Blue Ridge Bank, National Association	35274	753.15
BoFI Federal Bank	35546	19,662.88

Depositor Statement

Cooke County

Attn: Patty Brennan
101 S. Dixon Street
Gainesville, TX 76240

April 1, 2019 - April 30, 2019

Account #: 104791304900

Depository Bank	FDIC Cert#	Balance(USD\$)
Buckeye State Bank	2286	22.34
Business First Bank	58228	1,032.01
C US Bank	18443	2,458.91
CFBank	28263	274.20
Campbell County Bank Inc.	16161	33.38
Capital Bank National Association	35278	78.49
Centennial Bank	11241	26,359.02
CenterState Bank of Florida National Associat	33555	20,931.11
Centier Bank	12854	45.06
Central Bank	58377	932.62
Central Bank	1756	458.08
Central State Bank	1550	18.82
Chemical Bank	1003	16,752.26
CiVista Bank	12982	105,810.55
Citibank N.A.	7213	106,810.58
Citizens Bank	14851	30.93
Citizens Bank and Trust Company	4533	10.57
Clinton Bank	304	16.34
CommerceWest Bank	57176	123.12
ConnectOne Bank	57919	33,253.05
Cooperative Bank of Cape Cod	26517	13.95
Cornerstone Bank	90282	89.58
Cornerstone Community Bank	58411	81.42
Covenant Bank	58502	808.83
Customers Bank	34444	285.74
Dedham Institution for Savings	23620	11,640.04
Diamond Bank	1527	13.32
Dime Savings Bank of Williamsburgh	16012	495.93
Eagle Bank	90191	45.04
EagleBank	34742	12.54
East West Bank	31628	23,576.91
Elderton State Bank	12985	16.90
Entegra Bank	31445	49.66
Envision Bank	90270	51.24
Equity Bank	25858	15.19
EvaBank	26799	265.69
Exchange Bank and Trust Company	13366	751.77
F & M Community Bank National Association	10967	14.53
Farmers & Merchants Bank	15779	248.57
Farmers & Merchants Savings Bank	10492	316.25
Farmers Trust and Savings Bank	12858	186.54
Federal Savings Bank	35518	6,802.06
First Carolina Bank	35530	2,615.11
First Community Bank of Bedford County	27211	1,917.12
First County Bank	18204	120.67
First Credit Bank	24332	1,340.79
First Financial Bank	28905	1,039.91
First Merchants Bank National Association	4365	9,053.42
First Midwest Bank of Dexter	19001	27.18

Cooke County

Attn: Patty Brennan
 101 S. Dixon Street
 Gainesville, TX 76240

Depositor Statement

April 1, 2019 - April 30, 2019

Account #: 104791304900

Depository Bank	FDIC Cert#	Balance(USD\$)
First National Bank and Trust Company of Vini	4218	18.21
First National Bank of Long Island	7072	15,295.84
First National Bank of Pennsylvania	7888	21,972.12
First Savings Bank	32629	80.07
First Savings Bank Northwest	29058	914.03
First Sentinel Bank	31928	110.70
First State Bank	13622	341.08
First State Bank	19163	275.35
First State Bank Nebraska	13868	10.09
First Virginia Community Bank	58696	5,408.07
Franklin Savings Bank	19836	132.98
Franklin Synergy Bank	58714	69,290.29
GBC International Bank	22366	2,786.15
Grand Ridge National Bank	3674	1,294.03
Great Midwest Bank SSB	29657	254.65
Great Western Bank	15289	15,048.15
Guaranty Bank	28670	823.67
Hanover Community Bank	58675	442.47
Happy State Bank	10359	13,287.70
Hardin County Savings Bank	5817	49.00
Hawthorn Bank	10619	851.06
Hiawatha Bank and Trust Company	34488	30.07
Home Savings Bank	30248	78.78
IBERIABANK	28100	288.47
Independent Bank	3076	10,555.95
Inland Bank and Trust	22444	572.01
International City Bank National Association	25648	14.04
Investar Bank	58316	6,922.80
Katahdin Trust Company	12874	22.41
Lake City Bank	13102	52,368.21
Landmark Community Bank	34982	12.58
Lead Bank	8283	20.25
Legacy Bank	12699	18.33
LegacyTexas Bank	58006	7,617.22
Legends Bank	34936	1,618.62
Level One Bank	58604	43.96
Lincoln Park Savings Bank (MHC)	28963	10.07
Luana Savings Bank	253	156.73
MINT National Bank	58764	51.57
MainStreet Bank	57742	1,897.32
Manufacturers Bank	18618	14.14
Marion County State Bank	15272	10.27
Merchants & Planters Bank	16464	725.15
Merchants Bank of Indiana	8056	45,897.37
Meridian Bank	57777	29,767.32
Metro Phoenix Bank	58402	36.98
Metropolitan National Bank	34699	1,007.35
Mid Penn Bank	9889	2,353.43
MidCoast Community Bank	58498	484.77

Cooke County

Attn: Patty Brennan
101 S. Dixon Street
Gainesville, TX 76240

Depositor Statement

April 1, 2019 - April 30, 2019

Account #: 104791304900

Depository Bank	FDIC Cert#	Balance(USD\$)
Midland States Bank	1040	128,445.28
NOA Bank	58657	23.87
National Bank of Kansas City	35014	73.17
NewBank	58203	950.57
NexBank SSB	29209	1,383.44
Norway Savings Bank	17658	18.94
Oregon Community Bank & Trust	22334	20.13
Pacific Enterprise Bank	58415	4,277.71
Pacific Mercantile Bank	34940	1,380.85
Park National Bank	6653	16.93
Peoples Bank	9489	220.59
Piedmont Bank	58374	2,502.23
Poppy Bank	57903	6,190.20
Preferred Bank	33539	97,000.02
Premier Bank	34384	88.47
PrivateBank and Trust Company	33306	23.26
Progress Bank and Trust	58719	518.64
Providence Bank	1643	695.20
Provident Bank	90141	456.40
Reading Co-operative Bank	26620	799.72
Regent Bank	4160	979.26
Reliant Bank	58366	66.57
Richwood Banking Company	12978	20.25
River Cities Bank	34304	29.03
RiverWood Bank	27932	180.26
Royal Savings Bank	28068	15.07
Salem Co-operative Bank	27824	48.90
Sandy Spring Bank	4865	83.42
SaviBank	57978	7,183.51
Seaside National Bank & Trust	58328	642.68
Security First Bank	5415	121.12
Security State Bank	485	275.94
Security State Bank	235	280.83
ServisFirst Bank	57993	85,208.86
Signature Bank	57053	164,906.78
Simmons First National Bank	3890	232,121.19
SmartBank	58463	72,609.78
Solera National Bank	58534	174.57
SouthEast Bank	57348	42.64
Southern Bank	28332	29.62
Southern States Bank	58558	1,100.03
Southside Bank	18297	10.46
St. Henry Bank	9871	247.28
State Bank of Lismore	8190	15.00
State Bank of Reeseville	14960	10.20
SunTrust Bank	867	46,048.38
Sussex Bank	22221	897.98
Texana Bank National Association	3302	30.52
Texas Capital Bank National Association	34383	15,788.45

Cooke County

Attn: Patty Brennan
101 S. Dixon Street
Gainesville, TX 76240

Depositor Statement

April 1, 2019 - April 30, 2019

Account #: 104791304900

Depository Bank	FDIC Cert#	Balance(USD\$)
Third Coast Bank SSB	58716	81,578.22
Tradition Capital Bank	58057	20,002.01
TriState Capital Bank	58457	2,244.60
Truxton Trust Company	57825	803.23
Union Bank & Trust	34589	1,141.10
United Bank	22858	8,185.71
United Bank & Trust National Association	57391	34.48
Uniti Bank	57120	1,052.09
Univest Bank and Trust Co.	7759	860.90
Valley National Bank	23737	255.24
Valley National Bank	9396	13,681.40
Washington Trust Company of Westery	23623	75,376.99
West Michigan Community Bank	22308	151.99
Western States Bank	58395	21.45
Wheaton Bank & Trust Company	33803	10.03
Woori America Bank	24920	18.02
Aggregate Net Accrued Interest ³		3,789.90

Total	2,008,586.09
--------------	---------------------

Disclosure Information

¹ The Federally Insured Cash Account ® ("FICA") is not a member of the Federal Deposit Insurance Corporation ("FDIC"), but the banks in which the money is deposited are FDIC members. The FDIC is an independent agency of the U.S. government that protects the funds depositors place in FDIC insured institutions. FDIC deposit insurance is backed by the full faith and credit of the U.S. government.

² Net Accrued Interest is the estimated amount of the accrued interest earned for the current month less any FICA Fee with respect to such interest. Net Accrued Interest cannot be withdrawn from the account until it is credited to the account. There is no guarantee that the account holder will receive the full amount as stated. Refer to the U.S. Bank Custodial Statement, provided via ficcaccount.com, for further details regarding interest earned and fees charged. Net Accrued Interest is for informational purposes only.

³ Aggregate Net Accrued Interest is the sum of the current month's Net Accrued Interest and any prior period Net Accrued Interest not yet paid.

⁴ Days In Period ("DIP") is the number of days in the period beginning on, and including the later of, the first day of the month or the business day an initial deposit is received by the FICA Custodian if received on or before 3:00PM EST or the business day immediately following if received after 3:00PM EST, and ending on, and including, the last day of the month. DIP does not include any date on which the balance is zero.

⁵ Average Daily Balance is the sum of the beginning balance plus any deposits less any withdrawals averaged across number of days in Days In Period.

⁶ Net APR This Period is the annualized rate that reflects the relationship between the net interest received plus any Net Accrued Interest and the Average Daily Balance for the statement period.

⁷ Available Balance reflects the amount that can be withdrawn as of the date of the statement. This balance is the Ending Balance less the Aggregate Net Accrued Interest amount.

*Interest will not accrue for balances of \$1,000.00 or lower.

We encourage you to compare the information provided in our statement with the U.S. Bank custody statement. You may access the U.S. Bank custody statement by calling 1-866-343-5516.

StoneCastle Cash Management, LLC is an SEC Registered Investment Advisor. StoneCastle Cash Management, LLC is an affiliate of StoneCastle Partners, LLC, a leading asset management and financial services company dedicated to investing and serving the community banking sector. Performance data shown represents past performance, and is no guarantee of future results. Rates may change without notice. Please read the Terms and Conditions relating to the FICA program for more complete information and the governing terms of the account. Review your statement for accuracy. If you have any questions regarding your account, contact a FICA representative. Registration with the SEC does not imply a particular level of skill or training.

COMBINED-STATEMENT OF CASH POSITION FOR APRIL

FUND NAME	CHECKING ACCOUNT	CHECKING AMOUNT	TDOA ACCOUNT	TDOA AMOUNT	FUND TOTAL
2019 001 GENERAL	TREAS FUND	2,444,893.06	TEXPOOL LOGIC TEXSTAR STONE CERT DEPOS	7,482,598.39 3,205,482.30 7,563,964.40 2,008,586.09 1,750,000.00	24,455,524.24
2019 011 ROAD & BRIDGE 1	TREAS FUND	351,965.69	TEXPOOL LOGIC TEXSTAR STONE	749,971.11 387,828.09 719,734.29	2,209,499.18
2019 012 ROAD & BRIDGE 2	TREAS FUND	330,766.16	TEXPOOL LOGIC TEXSTAR	504,367.61 282,979.92 448,987.41	1,567,101.10
2019 013 ROAD & BRIDGE 3	TREAS FUND	339,737.86	TEXPOOL LOGIC TEXSTAR	518,233.43 359,566.03 516,924.86	1,734,462.18
2019 014 ROAD & BRIDGE 4	TREAS FUND	324,655.37	TEXPOOL LOGIC TEXSTAR	808,896.22 384,935.38 808,665.15	2,327,152.12
2019 018 CERT2 TIF	TREAS FUND		TEXPOOL LOGIC		
2019 019 FM & LATERAL	TREAS FUND	17,706.33	TEXPOOL LOGIC TEXSTAR	328,774.59 103,774.33 336,604.93	786,860.18
2019 020 TJPC	TREAS FUND	33,947.30	TEXPOOL LOGIC TEXSTAR	12,901.18	46,848.48
2019 021 JUVENILE PROB-ISP	TREAS FUND	7,363.12	TEXPOOL LOGIC TEXSTAR	4,987.80	12,350.92
2019 022 JUVENILE PROBATION	TREAS FUND	14,919.20	TEXPOOL LOGIC		14,919.20
2019 023 JUVENILE PROB. IV-E	TREAS FUND	99.65	TEXPOOL LOGIC TEXSTAR		99.65
2019 028 ADULT PROBATION	TREAS FUND	13,557.56	TEXPOOL LOGIC TEXSTAR	219,640.23 155,484.23 220,127.41	608,809.43
2019 029 COMMUNITY CORRECTIONS	TREAS FUND	24,340.86	TEXPOOL LOGIC		24,340.86
2019 031 CONTRACT ELECTIONS	TREAS FUND	8,308.19	TEXPOOL LOGIC		8,308.19
2019 032 DISTRICT CLERK PRESERVATION	TREAS FUND	10,366.75	TEXPOOL LOGIC		10,418.80

FUND NAME	CHECKING ACCOUNT	CHECKING AMOUNT	TDOA ACCOUNT	TDOA AMOUNT	FUND TOTAL
2019 033 COUNTY/DISTRICT TECHNOLOGY	TREAS FUND	5,746.78	TEXPOOL LOGIC TEXSTAR	1,579.81	20,785.55
2019 034 COURT REPORTER	TREAS FUND	1,869.58	TEXPOOL LOGIC TEXSTAR	43,913.13	7,326.59
2019 035 PERMANENT IMPROVEMENT	TREAS FUND	78,110.75	TEXPOOL LOGIC TEXSTAR STONE	1,189,047.78 500,997.72 1,144,128.45	45,782.71
2019 037 LAW ENFORCEMENT ED	TREAS FUND	10,266.70	TEXPOOL LOGIC TEXSTAR	10,416.62	2,912,284.70
2019 038 JP TECH	TREAS FUND	28,784.48	TEXPOOL LOGIC TEXSTAR	17,508.85	20,683.32
2019 040 LAW LIBRARY	TREAS FUND	27,642.49	TEXPOOL LOGIC TEXSTAR	105,021.76 25,834.88	46,293.33
2019 041 CC LIBRARY FUND	TREAS FUND	14,484.18	TEXPOOL LOGIC TEXSTAR	28,132.99 30,924.31	158,519.13
2019 042 CC HISTORICAL COMM.	TREAS FUND	3,534.52	TEXPOOL LOGIC TEXSTAR	5,229.53 10,374.11	73,541.48
2019 043 JP COURTHOUSE SECURITY	TREAS FUND	9,089.40	TEXPOOL LOGIC TEXSTAR	101,158.07 51,887.19 66,904.47	3,534.52
2019 044 COURTHOUSE SECURITY	TREAS FUND	25,905.98	TEXPOOL LOGIC TEXSTAR	101,158.07 51,887.19 66,904.47	24,693.04
2019 045 FLOOD DAMAGE	TREAS FUND	409.34-	TEXPOOL LOGIC	409.34-	245,855.71
2019 046 CHAPTER 19	TREAS FUND	1,708.95	TEXPOOL LOGIC	1,708.95	409.34-
2019 047 CC RECORDS MANAGEMENT	TREAS FUND	14,484.44	TEXPOOL LOGIC TEXSTAR	19,451.13 54,632.99 46,121.44	1,708.95
2019 048 COUNTY RECORDS MANAGEMENT	TREAS FUND	43,960.31	TEXPOOL LOGIC TEXSTAR	25,376.56 25,357.60	134,690.00
2019 049 CC RECORDS PRESERVATION	TREAS FUND	94,694.47	TEXPOOL LOGIC TEXSTAR	94,694.47	94,694.47

FUND NAME	CHECKING ACCOUNT	CHECKING AMOUNT	TDOA ACCOUNT	TDOA AMOUNT	FUND TOTAL
2019 050 DIST CLERK RECORDS MANAGEMENT	TREAS FUND	15,433.98	TEXPOOL LOGIC TEXSTAR	15,631.32	31,065.30
2019 051 DISTRICT CLERK ARCHIVE	TREAS FUND	21,894.42	TEXPOOL LOGIC TEXSTAR	4,168.09	26,062.51
2019 052 COUNTY CLERK ARCHIVE FEE	TREAS FUND	17,424.16	TEXPOOL LOGIC TEXSTAR	56,720.38 25,854.88 40,969.20	140,968.62
2019 053 CA CHECK COLLECTING	TREAS FUND	257.12	TEXPOOL LOGIC TEXSTAR	2,661.74	2,918.86
2019 054 DA CHECK COLLECTING	TREAS FUND	2,650.34	TEXPOOL		2,650.34
2019 055 CO ATTY FORFEITURE	TREAS FUND				
2019 056 DISTRICT ATTY FORFEITURE	TREAS FUND	12,072.11	TEXPOOL LOGIC TEXSTAR	31,302.76 25,854.88 25,757.47	94,987.22
2019 057 D A SEIZURE FUND	TREAS FUND	72,487.21	TEXPOOL		72,487.21
2019 058 SHERIFF FORFEITURE	TREAS FUND	48,190.27	TEXPOOL LOGIC TEXSTAR	39,064.38 25,854.88 25,757.47	138,867.00
2019 059 JAIL COMMISSARY	TREAS FUND	19,274.40	TEXPOOL LOGIC TEXSTAR	81,196.31	140,945.13
2019 061 2004 GO REPUNDING DEBT SERVITREAS FUND	TREAS FUND	108,602.61	TEXPOOL LOGIC TEXSTAR	40,474.42 23,267.32 180,627.71 223,627.08	536,124.72
2019 088 STATE FEES	TREAS FUND	20,229.00	TEXPOOL LOGIC TEXSTAR	18,498.46	59,173.15
2019 090 OFFICER'S TRUST	TREAS FUND		TEXPOOL		
2019 091 LIBRARY TRUST - LIDDELL	TREAS FUND	858.99	CERT DEPOS	15,000.00	15,858.99
2019 092 LIBRARY TRUST - ROSENSTEIN	TREAS FUND	718.03	CERT DEPOS	19,000.00	19,718.03
2019 098 PAYROLL CLEARING	PAYROLL	1,048,269.13			1,048,269.13
2019 100 CHILD ABUSE PREVENTION FUND	TREAS FUND	334.09	TEXPOOL		334.09
2019 101 PRETRIAL DIVERSION	TREAS FUND	11,788.00	TEXPOOL		11,788.00
2019 102 HOTEL OCCUPANCY TAX FUND	TREAS FUND	56,080.45	TEXPOOL LOGIC	116,327.01	

DATE 05/14/2019 TIME 13:00

COMBINED STATEMENT OF CASH POSITION FOR APRIL

GEL102 PAGE 4

FUND NAME	CHECKING ACCOUNT	CHECKING AMOUNT	TDOA ACCOUNT	TDOA AMOUNT	FUND TOTAL
		-----		-----	-----
TOTAL		5,644,370.63	TEXSTAR	116,332.51	288,739.97
				-----	-----
				34,572,847.53	40,217,218.16

COMBINED STATEMENT OF CASH POSITION FOR APRIL

CHECK ACCOUNT

ACCOUNT BALANCE - TREAS FUND
ACCOUNT BALANCE - PAYROLL

CHECK

4,596,101.50
1,048,269.13

TOTAL

5,644,370.63

TDOA ACCOUNT

TDOA

ACCOUNT BALANCE - TEXPOOL
ACCOUNT BALANCE - LOGIC
ACCOUNT BALANCE - TEXSTAR
ACCOUNT BALANCE - STONE
ACCOUNT BALANCE - CERT DEPOS

12,576,463.36
5,771,615.41
12,432,182.67
2,008,586.09
1,784,000.00

TOTAL

34,572,847.53

ACCOUNT NAME	BEGINNING CASH BALANCE	CASH RECEIPTS	CASH DISBURSEMENTS	ENDING CASH BALANCE
2019 001 GENERAL				
CASH - GENERAL FUND	2,153,766.22	2,000,602.35	1,709,475.51	2,444,893.06
CASH ON HAND	2,069.00	.00	.00	2,069.00
CASH INVESTED - TEXPOOL	7,966,958.21	15,640.18	500,000.00	7,482,598.39
CASH INVESTED - LOGIC	3,198,689.24	6,793.06	.00	3,205,482.30
CASH INVESTED - TEXSTAR	8,048,228.27	15,736.13	500,000.00	7,563,964.40
CASH INVESTED - STONE CASTLE	2,004,296.19	3,789.90	.00	2,008,086.09
T-BILLS - INVESTMENTS	.00	.00	.00	.00
CASH INVESTMENT-CD	1,250,000.00	.00	.00	1,250,000.00
FUND TOTALS	25,124,507.13	2,042,561.62	2,709,475.51	24,457,593.24
2019 011 ROAD & BRIDGE 1				
CASH - ROAD & BRIDGE # 1	403,166.00	43,699.85	94,900.16	351,965.69
CASH INVESTED - TEXPOOL	748,473.52	1,497.59	.00	749,971.11
CASH INVESTED - LOGIC	387,006.22	821.87	.00	387,828.09
CASH INVESTED - TEXSTAR	718,303.03	1,431.26	.00	719,734.29
STONE CASTLE	.00	.00	.00	.00
T-BILL INVESTMENTS	.00	.00	.00	.00
FUND TOTALS	2,256,948.77	47,450.57	94,900.16	2,209,499.18
2019 012 ROAD & BRIDGE 2				
CASH - ROAD & BRIDGE # 2	294,317.78	164,555.29	128,106.91	330,766.16
CASH INVESTED - TEXPOOL	563,276.67	1,090.94	60,000.00	504,367.61
CASH INVESTED - LOGIC	282,380.24	599.68	.00	282,979.92
CASH INVESTED - TEXSTAR	508,011.22	976.19	60,000.00	448,987.41
T-BILL INVESTMENTS	.00	.00	.00	.00
FUND TOTALS	1,647,985.91	167,222.10	248,106.91	1,567,101.10
2019 013 ROAD & BRIDGE 3				
CASH - ROAD & BRIDGE # 3	296,158.96	231,945.12	188,366.42	339,737.66
CASH INVESTED - TEXPOOL	607,072.93	1,160.50	90,000.00	518,233.43
CASH INVESTED - LOGIC	359,804.04	761.99	.00	359,566.03
CASH INVESTED - TEXSTAR	605,771.90	1,152.96	90,000.00	516,924.86
T-BILL INVESTMENTS	.00	.00	.00	.00
FUND TOTALS	1,867,807.83	235,020.77	368,366.42	1,734,462.18
2019 014 ROAD & BRIDGE 4				
CASH - ROAD & BRIDGE # 4	288,925.15	177,282.00	141,551.78	324,655.37
CASH INVESTED - TEXPOOL	882,176.21	1,720.01	75,000.00	808,896.22
CASH INVESTED - LOGIC	384,119.62	815.76	.00	384,935.38
CASH INVESTED - TEXSTAR	861,952.68	1,712.27	75,000.00	808,665.15
T-BILL INVESTMENTS	.00	.00	.00	.00
FUND TOTALS	2,437,173.86	181,530.04	291,551.78	2,327,152.12
2019 018 CERTZ TIF				
CASH - CERTZ TIF	.00	.00	.00	.00
CASH INVESTED	.00	.00	.00	.00
CASH INVESTED - LOGIC	.00	.00	.00	.00
T-BILL INVESTMENT	.00	.00	.00	.00
FUND TOTALS	.00	.00	.00	.00
2019 019 FM & LATERAL				
CASH - F M & LATERAL	17,649.34	56.99	.00	17,706.33
CASH INVESTED	328,118.06	656.53	.00	328,774.59
CASH INVESTED - LOGIC	103,554.40	219.93	.00	103,774.33
CASH INVESTED - TEXSTAR	335,935.58	669.35	.00	336,604.93

ACCOUNT NAME	BEGINNING CASH BALANCE	CASH RECEIPTS	CASH DISBURSEMENTS	ENDING CASH BALANCE
2019 020 T3PC				
CASH - T.J.P.C.	27,370.76	26,281.02	19,704.48	33,947.30
CASH INVESTED	12,875.42	25.76	.00	12,901.18
CASH INVESTED - LOGIC	.00	.00	.00	.00
CASH INVESTED - TEKSTAR	.00	.00	.00	.00
FUND TOTALS	40,246.18	26,306.78	19,704.48	46,848.48
2019 021 JUVENILE PROB-ISP				
CASH - JUVENILE PROBATION INVESTMENTS	7,357.44	5.68	.00	7,363.12
CASH INVESTED - LOGIC	4,977.87	9.93	.00	4,987.80
CASH INVESTED - TEKSTAR	.00	.00	.00	.00
FUND TOTALS	12,335.31	15.61	.00	12,350.92
2019 022 JUVENILE PROBATION				
CASH - JUV. PROB. DIV INVESTMENTS	14,802.74	116.46	.00	14,919.20
FUND TOTALS	14,802.74	116.46	.00	14,919.20
2019 023 JUVENILE PROB. IV-E				
CASH - IV-E	99.58	.07	.00	99.65
CASH INVESTED	.00	.00	.00	.00
CASH INVESTED - LOGIC	.00	.00	.00	.00
CASH INVESTED - TEKSTAR	.00	.00	.00	.00
FUND TOTALS	99.58	.07	.00	99.65
2019 028 ADULT PROBATION				
CASH - ADULT PROBATION CASH ON HAND	8,566.00	32,286.45	27,294.89	13,557.56
CASH INVESTED - TEXPOOL	219,201.62	.00	.00	219,640.23
CASH INVESTED - LOGIC	155,154.73	458.61	.00	155,484.23
CASH INVESTED - TEKSTAR	219,689.67	329.50	.00	219,437.41
FUND TOTALS	602,687.02	437.74	27,294.89	608,884.43
2019 029 COMMUNITY CORRECTIONS				
CASH - COMMUNITY CORRECTI INVESTMENTS	28,993.68	.00	4,652.82	24,340.86
CASH INVESTED - LOGIC	.00	.00	.00	.00
FUND TOTALS	28,993.68	.00	4,652.82	24,340.86
2019 031 CONTRACT ELECTIONS				
CASH - CONTRACT ELECTIONS	8,301.79	6.40	.00	8,308.19
CASH INVESTED - TEXPOOL	.00	.00	.00	.00
CASH INVESTED - LOGIC	.00	.00	.00	.00
FUND TOTALS	8,301.79	6.40	.00	8,308.19
2019 032 DISTRICT CLERK PRESERVATION				
CASH - DISTRICT CLERK PRESVATI INVESTMENTS	11,285.95	428.32	1,347.52	10,366.75
CASH INVESTED - LOGIC	10,398.01	20.79	.00	10,418.80
CASH INVESTED - TEKSTAR	.00	.00	.00	.00
FUND TOTALS	21,683.96	449.11	1,347.52	20,785.55
2019 033 COUNTY/DISTRICT TECHNOLOGY FUN				
CASH - COUNTY/DISTRICT TECH	5,477.66	269.12	.00	5,746.78

ACCOUNT NAME	BEGINNING CASH BALANCE	CASH RECEIPTS	CASH DISBURSEMENTS	ENDING CASH BALANCE
INVESTMENTS	1,576.67	3.14	.00	1,579.81
CASH INVESTED - LOGIC	.00	.00	.00	.00
CASH INVESTED - TEXSTAR	.00	.00	.00	.00
FUND TOTALS	7,054.33	272.26	.00	7,326.59

ACCOUNT NAME	BEGINNING CASH BALANCE	CASH RECEIPTS	CASH DISBURSEMENTS	ENDING CASH BALANCE
CASH - COURT REPORTER FUND	923.69	945.89	.00	1,869.58
INVESTMENTS	43,825.46	87.67	.00	43,913.13
CASH INVESTED - LOGIC	.00	.00	.00	.00
CASH INVESTED - TEXSTAR	.00	.00	.00	.00
FUND TOTALS	44,749.15	1,033.56	.00	45,782.71

ACCOUNT NAME	BEGINNING CASH BALANCE	CASH RECEIPTS	CASH DISBURSEMENTS	ENDING CASH BALANCE
CASH - PERMANENT IMPROVEM	70,641.74	7,469.01	.00	78,110.75
CASH INVESTED - TEXPOOL	1,186,673.38	2,374.40	.00	1,189,047.78
CASH INVESTED - LOGIC	499,936.01	1,061.71	.00	500,997.72
CASH INVESTED - TEXSTAR	1,141,853.24	2,275.21	.00	1,144,128.45
STONE CASTLE	.00	.00	.00	.00
T-BILL INVESTMENTS	.00	.00	.00	.00
FUND TOTALS	2,899,104.37	13,180.33	.00	2,912,284.70

ACCOUNT NAME	BEGINNING CASH BALANCE	CASH RECEIPTS	CASH DISBURSEMENTS	ENDING CASH BALANCE
CASH - LAW ENFORCEMENT ED	10,583.73	7.97	325.00	10,266.70
CASH INVESTED	10,395.83	20.79	.00	10,416.62
CASH INVESTED - LOGIC	.00	.00	.00	.00
CASH INVESTED - TEXSTAR	.00	.00	.00	.00
FUND TOTALS	20,979.56	28.76	325.00	20,683.32

ACCOUNT NAME	BEGINNING CASH BALANCE	CASH RECEIPTS	CASH DISBURSEMENTS	ENDING CASH BALANCE
CASH - J P TECH FUND	22,728.12	1,610.10	553.74	28,784.48
INVESTMENTS	17,473.87	34.98	.00	17,508.85
CASH INVESTED - LOGIC	.00	.00	.00	.00
CASH INVESTED - TEXSTAR	.00	.00	.00	.00
FUND TOTALS	45,201.99	1,645.08	553.74	46,293.33

ACCOUNT NAME	BEGINNING CASH BALANCE	CASH RECEIPTS	CASH DISBURSEMENTS	ENDING CASH BALANCE
CASH - LAW LIBRARY	26,472.91	1,780.58	611.00	27,642.49
CASH INVESTED	104,812.05	209.71	.00	105,021.76
CASH INVESTED - LOGIC	25,800.10	54.78	.00	25,854.88
CASH INVESTED - TEXSTAR	.00	.00	.00	.00
FUND TOTALS	157,085.06	2,045.07	611.00	158,519.13

ACCOUNT NAME	BEGINNING CASH BALANCE	CASH RECEIPTS	CASH DISBURSEMENTS	ENDING CASH BALANCE
CASH - COOKE COUNTY LIBRA	13,305.17	1,450.11	271.10	14,484.18
CASH INVESTED	28,076.79	56.20	.00	28,132.99
CASH INVESTED - LOGIC	.00	.00	.00	.00
CASH INVESTED - TEXSTAR	30,862.82	61.49	.00	30,924.31
T-BILL INVESTMENTS	.00	.00	.00	.00
FUND TOTALS	72,244.78	1,567.80	271.10	73,541.48

ACCOUNT NAME	BEGINNING CASH BALANCE	CASH RECEIPTS	CASH DISBURSEMENTS	ENDING CASH BALANCE
CASH - COOKE CO. HISTORIC	3,531.80	2.72	.00	3,534.52
FUND TOTALS	3,531.80	2.72	.00	3,534.52

ACCOUNT NAME	BEGINNING CASH BALANCE	CASH RECEIPTS	CASH DISBURSEMENTS	ENDING CASH BALANCE
CASH - JP COURTHOUSE SECURITY	8,692.45	396.95	.00	9,089.40
CASH INVESTED	5,219.02	10.51	.00	5,229.53

ACCOUNT NAME
 CASH INVESTED - LOGIC
 CASH INVESTED - TEXSTAR
 FUND TOTALS

2019 044 COURTHOUSE SECURITY
 CASH - COURTHOUSE SECURITY
 CASH INVESTED
 CASH INVESTED - LOGIC
 CASH INVESTED - TEXSTAR
 FUND TOTALS

2019 045 FLOOD DAMAGE
 CASH - FLOOD DAMAGE
 CASH INVESTED - TEXPOOL
 CASH INVESTED - LOGIC
 FUND TOTALS

2019 046 CHAPTER 19
 CASH - CHAPTER 19
 INVESTMENTS
 FUND TOTALS

2019 047 CC RECORDS MANAGEMENT
 CASH - CC RECORDS MANAGEMENT
 INVESTMENTS - TEXPOOL
 FUND TOTALS

2019 048 COUNTY RECORDS MANAGEMENT
 CASH - RECORDS MANAGEMENT
 CASH INVESTED - TEXPOOL
 CASH INVESTED - LOGIC
 CASH INVESTED - TEXSTAR
 FUND TOTALS

2019 049 CC RECORDS PRESERVATION
 CASH - RECORDS PRESERVATION
 CASH INVESTED - TEXPOOL
 CASH INVESTED - LOGIC
 CASH INVESTED - TEXSTAR
 FUND TOTALS

2019 050 DIST CLERK RECORDS MANAGEMENT
 CASH - D C RECORDS MANAGEMENT
 CASH INVESTED
 CASH INVESTED - LOGIC
 CASH INVESTED - TEXSTAR
 FUND TOTALS

2019 051 DISTRICT CLERK ARCHIVE
 DISTRICT CLERK ARCHIVE
 INVESTMENTS
 CASH INVESTED - LOGIC
 CASH INVESTED - TEXSTAR
 FUND TOTALS

2019 052 COUNTY CLERK ARCHIVE FEE
 CASH - RECORDS ARCHIVE

ACCOUNT NAME	BEGINNING CASH BALANCE	CASH RECEIPTS	CASH DISBURSEMENTS	ENDING CASH BALANCE
2019 044 COURTHOUSE SECURITY	14,834.24	38,681.74	27,610.00-	25,905.98
CASH - COURTHOUSE SECURITY	136,946.43	211.64	36,000.00-	101,158.07
CASH INVESTED	51,777.25	109.94	.00	51,887.19
CASH INVESTED - LOGIC	66,771.41	123.06	.00	66,904.47
CASH INVESTED - TEXSTAR	270,329.33	39,136.38	63,610.00-	245,855.71
FUND TOTALS				
2019 045 FLOOD DAMAGE	.00	.00	.00	.00
CASH - FLOOD DAMAGE	.00	.00	.00	.00
CASH INVESTED - TEXPOOL	.00	.00	.00	.00
CASH INVESTED - LOGIC	.00	.00	.00	.00
FUND TOTALS	.00	.00	.00	.00
2019 046 CHAPTER 19	430.40-	530.00	508.94-	409.34-
CASH - CHAPTER 19	.00	.00	.00	.00
INVESTMENTS	430.40-	530.00	508.94-	409.34-
FUND TOTALS				
2019 047 CC RECORDS MANAGEMENT	1,601.56	107.39	.00	1,708.95
CASH - CC RECORDS MANAGEMENT	.00	.00	.00	.00
INVESTMENTS - TEXPOOL	1,601.56	107.39	.00	1,708.95
FUND TOTALS				
2019 048 COUNTY RECORDS MANAGEMENT	15,781.95	2,018.63	3,316.14-	14,484.44
CASH - RECORDS MANAGEMENT	19,412.30	38.83	.00	19,451.13
CASH INVESTED - TEXPOOL	54,517.23	115.76	.00	54,632.99
CASH INVESTED - LOGIC	46,029.72	91.72	.00	46,121.44
CASH INVESTED - TEXSTAR	138,781.20	2,268.94	3,316.14-	134,694.00
FUND TOTALS				
2019 049 CC RECORDS PRESERVATION	34,839.55	9,120.76	.00	43,960.31
CASH - RECORDS PRESERVATION	25,325.84	50.72	.00	25,376.56
CASH INVESTED - TEXPOOL	.00	.00	.00	.00
CASH INVESTED - LOGIC	25,307.16	50.44	.00	25,357.60
CASH INVESTED - TEXSTAR	85,472.55	9,221.92	.00	94,694.47
FUND TOTALS				
2019 050 DIST CLERK RECORDS MANAGEMENT	15,072.37	361.61	.00	15,433.98
CASH - D C RECORDS MANAGEMENT	15,600.12	51.20	.00	15,651.32
CASH INVESTED	.00	.00	.00	.00
CASH INVESTED - LOGIC	.00	.00	.00	.00
CASH INVESTED - TEXSTAR	30,672.49	392.81	.00	31,065.30
FUND TOTALS				
2019 051 DISTRICT CLERK ARCHIVE	21,567.71	326.71	.00	21,894.42
DISTRICT CLERK ARCHIVE	4,159.68	8.41	.00	4,168.09
INVESTMENTS	.00	.00	.00	.00
CASH INVESTED - LOGIC	.00	.00	.00	.00
CASH INVESTED - TEXSTAR	25,727.39	335.12	.00	26,062.51
FUND TOTALS				
2019 052 COUNTY CLERK ARCHIVE FEE	15,642.70	8,401.46	6,620.00-	17,424.16
CASH - RECORDS ARCHIVE				

ACCOUNT NAME	BEGINNING CASH BALANCE	CASH RECEIPTS	CASH DISBURSEMENTS	ENDING CASH BALANCE
2019 053 CA CHECK COLLECTING				
CASH INVESTED - CHECK COLLECTING &	84.08	285.00	111.96-	257.12
CASH INVESTED - LOGIC	2,656.34	5.40	.00	2,661.74
CASH INVESTED - TEXSTAR	.00	.00	.00	.00
FUND TOTALS	2,740.42	290.40	111.96-	2,918.86
2019 054 DA CHECK COLLECTING				
CASH - DA CHECK COLLECTING	75.34	2,575.00	.00	2,650.34
CASH INVESTED	.00	.00	.00	.00
FUND TOTALS	75.34	2,575.00	.00	2,650.34
2019 055 GO ATTY FORFEITURE				
FUND TOTALS	.00	.00	.00	.00
2019 056 DISTRICT ATTY FORFEITURE				
CASH - D.A. FORFEITURE FU	13,136.51	9.77	1,074.17-	12,072.11
CASH INVESTED - TEXPOOL	31,240.24	62.52	.00	31,302.76
CASH INVESTED - LOGIC	25,800.10	54.78	.00	25,854.88
CASH INVESTED - TEXSTAR	25,706.24	51.23	.00	25,757.47
FUND TOTALS	95,883.09	178.30	1,074.17-	94,987.22
2019 057 D A SEIZURE FUND				
CASH - SEIZURE-LAW	60,068.21	12,419.00	.00	72,487.21
INVESTMENTS	.00	.00	.00	.00
FUND TOTALS	60,068.21	12,419.00	.00	72,487.21
2019 058 SHERIFF FORFEITURE				
CASH - SHERIFF FORFEITURE	15,700.12	33,259.63	769.48-	48,190.27
INVESTMENTS	38,986.37	78.01	.00	39,064.38
CASH INVESTED - LOGIC	25,800.10	54.78	.00	25,854.88
CASH INVESTED - TEXSTAR	25,706.24	51.23	.00	25,757.47
FUND TOTALS	106,192.83	33,443.65	769.48-	138,867.00
2019 059 JAIL COMMISSARY				
CASH - JAIL COMMISSARY	15,573.75	4,089.11	388.46-	19,274.40
CASH INVESTED - TEXPOOL	81,034.17	162.14	.00	81,196.31
CASH INVESTED - LOGIC	.00	.00	.00	.00
CASH INVESTED - TEXSTAR	40,393.94	80.48	.00	40,474.42
FUND TOTALS	137,001.86	4,331.73	388.46-	140,945.13
2019 061 2004 GO REPUNING DEBT SERVICE				
CASH - 2004 GO REPUNING D/S	100,566.06	8,036.55	.00	108,602.61
CASH INVESTED - TEXPOOL	23,220.86	46.46	.00	23,267.32
CASH INVESTED - LOGIC	180,244.95	382.76	.00	180,627.71
CASH INVESTED - TEXSTAR	223,182.38	444.70	.00	223,627.08
J-BILL INVESTMENTS	.00	.00	.00	.00
FUND TOTALS	527,214.25	8,910.47	.00	536,124.72
2019 088 STATE FEES				
CASH - STATE FEES	112,262.45	85,019.66	177,053.11-	20,229.00
CASH INVESTED	33,440.59	57.87	15,000.00-	18,498.46

ACCOUNT NAME	BEGINNING CASH BALANCE	CASH RECEIPTS	CASH DISBURSEMENTS	ENDING CASH BALANCE
2019 090 OFFICER'S TRUST				
CASH-OFFICERS TRUST				
CASH INVESTED	30,391.14	54.55	10,000.00	20,445.69
CASH INVESTED - LOGIC	176,094.18	85,132.08	202,053.11	59,173.15
FUND TOTALS				
2019 091 LIBRARY TRUST - LIDDELL				
CASH-LIBRARY TRUST/LIDDELL				
CD INVESTMENT	933.37	70.91	145.29	858.99
CASH INVESTED	15,000.00	.00	.00	15,000.00
CASH INVESTED - LOGIC	15,933.37	70.91	145.29	15,858.99
FUND TOTALS				
2019 092 LIBRARY TRUST - ROSENSTEIN				
CASH-LIBRARY TRUST/ROSENSTEIN				
CD INVESTMENT	717.48	.55	.00	718.03
CASH INVESTED	19,000.00	.00	.00	19,000.00
CASH INVESTED - LOGIC	19,717.48	.55	.00	19,718.03
FUND TOTALS				
2019 098 PAYROLL CLEARING				
CASH - PAYROLL CLEARING				
INVESTMENTS	.00	1,048,449.05	179.92	1,048,269.13
CASH INVESTED	.00	.00	.00	.00
FUND TOTALS		1,048,449.05	179.92	1,048,269.13
2019 100 CHILD ABUSE PREVENTION FUND				
CASH-CHILD ABUSE PREVENTION				
CASH INVESTED	331.34	2.75	.00	334.09
CASH INVESTED - LOGIC	.00	.00	.00	.00
FUND TOTALS	331.34	2.75	.00	334.09
2019 101 PRETRIAL DIVERSION				
CASH-PRETRIAL DIVERSION				
CASH INVESTED	11,534.00	254.00	.00	11,788.00
CASH INVESTED - LOGIC	.00	.00	.00	.00
FUND TOTALS	11,534.00	254.00	.00	11,788.00
2019 102 HOTEL OCCUPANCY TAX FUND				
CASH - HOTEL OCCUPANCY TAX				
CASH INVESTED	32,296.61	23,783.84	.00	56,080.45
CASH INVESTED - TEXPOOL	101,116.66	15,210.35	.00	116,327.01
CASH INVESTED - LOGIC	.00	.00	.00	.00
CASH INVESTED - TEXSTAR	101,123.01	15,209.50	.00	116,332.51
CASH INVESTED - TEXSTAR	234,536.28	54,203.69	.00	288,739.97
FUND TOTALS				
GRAND TOTALS	40,198,421.56	4,066,879.40	4,045,938.80	40,219,362.16