

AFFIDAVIT

STATE OF TEXAS

COUNTY OF COOKE


The members of the Commissioners' Court of Cooke County, Texas, state as follows:

The requirement of Subsection (C) of the Texas Local Government Code, §114.026 have been met for the term of September 2015. The amount of cash and other assets in the custody of the County Treasurer at the time of examination are:

Cash (includes on hand, money market accounts, and short term investments) \$ 29,703,989.91.

Other Assets (long term investments) \$ 0.00.

Sworn to and subscribed this 12 day of October, 2015.



Jason Brinkley, Cooke County Judge



Gary Hollowell, Commissioner, Pct 1



B. C. Lemons, Commissioner, Pct 2




Al Smith, Commissioner, Pct 3



Leon Klement, Commissioner, Pct 4

ATTEST:




Rebecca Lawson, County Clerk

FILED FOR RECORD
15 OCT 12 AM 11:08
REBECCA LAWSON
COUNTY CLERK, COOKE CO. TX
BY _____ DEPUTY

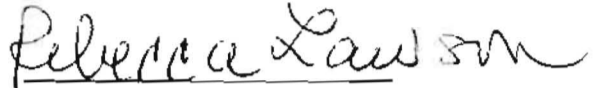
FINANCIAL REPORTS

September 2015

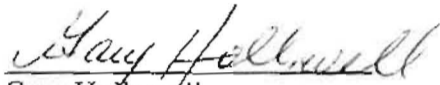
In accordance with Local Government Code 114.026, this affidavit states the current cash and reports in the custody of the county treasurer as of this date of September 30, 2015.




Jason Brinkley,
Cooke County Judge



Rebecca Lawson,
Cooke County Clerk




Gary Hollowell,
Commissioner Pct. #1



B. C. Lemons,
Commissioner Pct. #2



Al Smith,
Commission Pct. #3



Leon Klement,
Commissioner Pct. #4



MONTHLY REPORT

SEPTEMBER 2015

PATTY BRENNAN

COOKE COUNTY TREASURER

PRIOR MONTH ENDING BANK STATEMENT BALANCE	\$136,835.44	
CLEARED DEPOSITS	\$775,865.84	4
CLEARED ADDITIONS	\$.00	
CLEARED CHECKS	\$582,332.53	72
CLEARED DEDUCTIONS	<u>\$326,523.42</u>	5

CURRENT MONTH ENDING BANK STATEMENT BALANCE \$3,845.33

CURRENT MONTH ENDING BANK STATEMENT BALANCE	\$3,845.33	
OUTSTANDING DEPOSITS	\$.00	
OUTSTANDING ADDITIONS	\$.00	
OUTSTANDING CHECKS	\$3,225.94	3
OUTSTANDING DEDUCTIONS	<u>\$.00</u>	

RECONCILED BOOK BALANCE \$619.39

ENDING STATEMENT DATE 09/30/2015 CLERK: PB

DATE 10/02/2015

BANK RECONCILIATION FOR TREAS FUND BNK010 PAGE 26
TOTALS

PRIOR MONTH ENDING BANK STATEMENT BALANCE	\$9,721,510.61	
CLEARED DEPOSITS	\$991,041.51	270
CLEARED ADDITIONS	\$55,438.27	2
CLEARED CHECKS	\$1,875,282.00-	341
CLEARED DEDUCTIONS	\$4,583.17-	4

CURRENT MONTH ENDING BANK STATEMENT BALANCE \$8,888,125.22

CURRENT MONTH ENDING BANK STATEMENT BALANCE	\$8,888,125.22	
OUTSTANDING DEPOSITS	\$16,987.40	10
OUTSTANDING ADDITIONS	\$.00	
OUTSTANDING CHECKS	\$936,169.65-	578
OUTSTANDING DEDUCTIONS	\$.00	

RECONCILED BOOK BALANCE \$7,968,942.97

ENDING STATEMENT DATE 09/30/2015 CLERK: PB

C.D. INVESTMENTS

LANDMARK BANK

SEPTEMBER 2015

<u>C.D.#</u>	<u>PURCHASE DATE</u>	<u>AMOUNT</u>	<u>MAT. DATE</u>
GEN/4170805685	May 24, 2015	500,000.00	May 24, 2017
GEN/4170805677	May 24, 2015	500,000.00	May 24, 2017
Library - Liddell 4761	July 15, 2015	7,500.00	Jan 15, 2017
Library - Liddell 4779	July 15, 2015	7,500.00	Jan 15, 2017
Library - Rosenstein 5099	Jun 12, 2014	11,000.00	Sept 12, 2017
Library - Rosenstein 5198	Sept 16, 2014	8,000.00	Dec 16, 2017

INT. EARNED MONTHLY:

2-Gen CD's @ .52%
2-Liddell CD's @ .25%
2-Rosenstein CD's @ 1.05%

Interest is deposited into the Treasurer's Fund. The 2 Gen CDs' interest is deposited monthly, and the 4 Library's CDs' interest is deposited quarterly.

PROSPERITY BANK

GEN/14401708	Sept 17, 2015	250,000.00	Sept 17, 2017
--------------	---------------	------------	---------------

INT. EARNED MONTHLY:

Gen CD @ .50%

Interest accrues monthly and is deposited monthly with depository bank into the Treasurer's Fund.

C.D. INVESTMENTS

THE FIRST STATE BANK

SEPTEMBER 2015

<u>C.D.#</u>	<u>PURCHASE DATE</u>	<u>AMOUNT</u>	<u>MAT. DATE</u>
GEN/17445	Sept 17, 2015	250,000.00	Sept 17, 2017

INT. EARNED MONTHLY:

Gen CD @ .65%

Interest accrues monthly and is deposited monthly with depository bank into the Treasurer's Fund.

MUENSTER STATE BANK

GEN/2129	Sept 17, 2015	250,000.00	Sept 17, 2017
----------	---------------	------------	---------------

INT. EARNED MONTHLY:

Gen CD @ .75%

Interest accrues monthly and is deposited monthly with depository bank into the Treasurer's Fund.

Cooke County
Attn: Patty Brennan
101 S. Dixon Street
Gainesville, TX 76240

Depositor Statement

September 1, 2015 - September 30, 2015

Account #: 104791304900

Account at-a-Glance

Beginning Balance	2,002,820.98
+ Net Deposits	0.00
+ Net Accrued Interest ²	213.87
Ending Balance	2,003,034.85
Days In Period ⁴	30
Average Daily Balance ⁵	2,002,820.98
Net APY This Period ⁶	0.1300
Available Balance ⁷	2,002,820.98

Depositor Information

Website: www.ficaaccount.com
Support Center: (866) 343-5516

Account Transactions

Description	Date	Amount(USD\$)
No transactions in this period		

Bank Deposit Detail

Depository Bank	FDIC#	Balance(USD\$)
Bank Leumi USA	19842	772.58
Bank of Cape Cod	58270	975.16
Bank of China - New York Branch	33653	999.30
BankUnited National Association	58979	74,264.41
Bar Harbor Bank & Trust	11971	3,437.12
Berkshire Bank	23621	752.80
Bofl Federal Bank	35546	202,112.56
Cadence Bank N.A.	4999	2,073.19
CapStar Bank	58823	1,833.50
Capital Bank	58462	1,308.78
Capital Bank National Association	35278	2,455.36
Capital One National Association	4297	1,230.40
CapitalMark Bank & Trust	58507	21,782.67
Carver Federal Savings Bank	30394	3,156.03
Celtic Bank	57056	3,883.52
Central Bank Illinois	11670	821.11
Citizens Bank of De Graff	2286	882.24
CommerceWest Bank	57176	1,451.20
Community Trust Bank	12614	851.54

Cooke County

Attn: Patty Brennan
101 S. Dixon Street
Gainesville, TX 76240

Depositor Statement

September 1, 2015 - September 30, 2015

Account #: 104791304900

Depository Bank	FDIC#	Balance(USD\$)
ConnectOne Bank	57919	939.18
Cornerstone Community Bank	58411	1,122.46
Customers Bank	34444	35,199.04
Darien Rowayton Bank	58257	2,843.46
EagleBank	34742	122,700.42
Farmers Exchange Bank	15118	777.56
Fidelity Bank	30895	25,001.50
First Bank	12229	116,782.73
First Carolina Bank	35530	1,637.90
First Choice Bank	58471	51,276.64
First Commerce Bank	58054	872.04
First Community Financial Bank	58769	1,033.78
First Foundation Bank	58647	4,085.94
First International Bank & Trust	10248	1,097.65
First Internet Bank of Indiana	34607	2,226.72
First National Bank of America	17438	1,063.38
First National Bank of Pennsylvania	7888	1,318.35
First State Bank	17884	1,361.20
First Virginia Community Bank	58696	6,196.46
Georgia Commerce Bank	57521	11,776.89
Grandpoint Bank	58390	79,524.37
Great Western Bank	15289	195,013.79
Guaranty Bank	28670	1,308.56
Hancock Bank	12441	117,776.95
Happy State Bank	10359	1,161.80
Hawthorn Bank	10619	897.25
High Plains Bank	418	780.63
Hingham Institution for Savings	90211	3,036.62
Independent Bank	3076	3,827.96
Inland Bank and Trust	22444	1,354.06
Investor Bank	58316	1,040.64
Israel Discount Bank of New York	19977	2,266.88
MainStreet Bank	57742	1,842.13
Merchants Bank of Indiana	8056	30,748.14
Meridian Bank	57777	3,027.78
Metropolitan National Bank	34699	2,651.76
Mid America Bank	11459	779.82
MileStone Bank	58502	1,402.40
NOA Bank	58657	1,092.14
Needham Bank	26483	2,435.84
Noah Bank	58196	2,212.30
Northern Bank & Trust Company	18266	893.51
Northpointe Bank	34953	1,433.80
OneWest Bank FSB	58978	3,014.29
Optima Bank & Trust Company	58699	1,400.02
PNC Bank National Association	6384	1,858.98
Pacific Enterprise Bank	58415	1,429.28
Pacific Mercantile Bank	34940	49,903.30
Post Oak Bank N.A.	57729	2,300.13

Cooke County
Attn: Patty Brennan
101 S. Dixon Street
Gainesville, TX 76240

Depositor Statement

September 1, 2015 - September 30, 2015

Account #: 104791304900

Depository Bank	FDIC#	Balance(USD\$)
Premier Bank	34384	1,135.82
ProAmerica Bank	58349	837.78
Provident Bank	30337	1,447.23
Quontic Bank	57807	925.86
Regent Bank	4160	959.44
Rockville Bank	18203	248,000.00
S&T Bank	11,124	1,948.74
Savoy Bank	58641	921.10
Signature Bank	57053	209,976.83
Sonabank	57968	1,477.72
Southwest Bank	18812	18,741.11
Sovereign Bank National Association	29950	247,967.34
Stonegate Bank	57934	1,623.66
Success Bank	10127	1,010.56
SunTrust Bank	867	1,078.26
TD Bank N.A.	18409	3,604.78
Texas Capital Bank National Association	34383	5,239.84
USAmeriBank	58427	1,093.48
USNY Bank	58541	868.10
Umpqua Bank	17266	867.80
Valley National Bank	9396	15,138.18
ViewPoint Bank National Association	58006	464.80
Washington Trust Company of Westery	23623	2,391.44
Wells Fargo Bank National Association	3511	4,329.21
Aggregate Net Accrued Interest ³		213.87
Total		2,003,034.85

Disclosure Information

- The Federally Insured Cash Account (FICA) is not a member of the Federal Deposit Insurance Corporation (FDIC), but the banks in which your money is deposited are FDIC members. The FDIC is an independent agency of the U.S. government that protects the funds depositors place in FDIC insured institutions. FDIC deposit insurance is backed by the full faith and credit of the U.S. government.
- Net Accrued Interest is the estimated amount of your accrued interest earned for the current month less any FICA Fee with respect to such interest. Net Accrued Interest cannot be withdrawn from your account until it is credited to the account. There is no guarantee that you will receive the full amount as stated. Refer to the U.S. Bank Custodial Statement, provided via ficaoaccount.com, for further details regarding interest earned and fees charged. Net Accrued Interest is for informational purposes only.
- Aggregate Net Accrued Interest is the sum of the current month's Net Accrued Interest and any prior period Net Accrued Interest not yet paid.
- Days In Period ("DIP") is the number of days in the period beginning on, and including the later of, the first day of the month or the business day your initial deposit is received by the FICA Custodian if received on or before 11:00AM EST or the business day immediately following if received after 11:00AM EST, and ending on, and including, the last day of the month. DIP does not include any date on which the balance is zero.
- Average Daily Balance is the sum of your beginning balance plus any deposits less any withdrawals averaged across number of days in Days In Period.
- Net APY This Period is the annualized yield that reflects the relationship between the net interest received plus any Net Accrued Interest and the Average Daily Balance for the statement period.
- Available Balance reflects the amount that can be withdrawn as of the date of the statement. This balance is the Ending Balance less the Aggregate Net Accrued Interest amount.

We encourage you to compare the information provided in our statement with the U.S. Bank custody statement. You may access your U.S. Bank custody statement by calling 1-866-343-5516.

StoneCastle Cash Management, LLC is an SEC Registered Investment Advisor. StoneCastle Cash Management, LLC is an affiliate of StoneCastle Partners, LLC, a leading asset management and financial services company dedicated to investing and serving the community banking sector. Performance data shown represents past performance, and is no guarantee of future results. Rates may change without notice. Please read the Terms and Conditions relating to the FICA program for more complete information and the governing terms of the account. Review your statement for accuracy. If you have any questions regarding your account, contact a FICA representative. Registration with the SEC does not imply a particular level of skill or training.

INVESTMENTS-TEXPOOL
PATTY BRENNAN, COOKE COUNTY TREASURER
SEPTEMBER 2015

ACCT NAME	BALANCE FORWARD	DEPOSITS	WITH- DRAWALS	CURRENT INTEREST	ENDING BALANCE
GENERAL	\$ 5,018,375.57	\$ -	\$ -	\$ 350.68	\$ 5,018,726.25
R & B -1	\$ 413,345.50	\$ -	\$ -	\$ 28.85	\$ 413,374.35
R & B -2	\$ 86,899.87	\$ -	\$ -	\$ 6.10	\$ 86,905.97
R & B -3	\$ 408,789.58	\$ -	\$ -	\$ 28.53	\$ 408,818.11
R & B -4	\$ 401,168.92	\$ -	\$ -	\$ 28.06	\$ 401,196.98
FM & L	\$ 63,119.95	\$ -	\$ -	\$ 4.42	\$ 63,124.37
TJPC	\$ 10,007.21	\$ -	\$ -	\$ 0.66	\$ 10,007.87
ADULT PROB	\$ 38,648.27	\$ -	\$ -	\$ 2.69	\$ 38,650.96
COURT REP	\$ 12,161.87	\$ -	\$ -	\$ 0.90	\$ 12,162.77
PERM IMP	\$ 630,823.50	\$ -	\$ -	\$ 44.06	\$ 630,867.56
LAW ENFORCEMENT ED	\$ 5,007.87	\$ -	\$ -	\$ 0.30	\$ 5,008.17
LAW LIBRARY	\$ 26,468.68	\$ -	\$ -	\$ 1.88	\$ 26,470.56
CH SECURITY	\$ 31,440.02	\$ -	\$ -	\$ 2.21	\$ 31,442.23
REC MGMT	\$ 109,525.86	\$ -	\$ -	\$ 7.66	\$ 109,533.52
REC PRESV	\$ 43,507.45	\$ -	\$ -	\$ 3.03	\$ 43,510.48
ARCHIVE	\$ 19,431.43	\$ -	\$ -	\$ 1.36	\$ 19,432.79
DIST ATTY FORFEITURE	\$ 10,008.75	\$ -	\$ -	\$ 0.66	\$ 10,009.41
JAIL COMMISSARY	\$ 10,008.75	\$ -	\$ -	\$ 0.66	\$ 10,009.41
2004 GO-REFUNDING	\$ 375,137.40	\$ -	\$ -	\$ 26.22	\$ 375,163.62
TOTAL: TREAS FUND	\$ <u>7,713,876.45</u>	\$ <u>-</u>	\$ <u>-</u>	\$ <u>538.93</u>	\$ <u>7,714,415.38</u>
YEAR - TO - DATE INTEREST	BAL FORWARD	CURRENT INT.	BALANCE		
	\$ 3,255.81	\$ 538.93	\$ 3,794.74		
AVG. YEILD FOR SEPTEMBER 2015	0.09%	MKT VALUE PER SHARE	\$ 1.00		

INVESTMENTS-LOGIC
PATTY BRENNAN, COOKE COUNTY TREASURER
SEPTEMBER 2015

ACCT NAME	BALANCE FORWARD	DEPOSITS	WITH- DRAWALS	CURRENT INTEREST	ENDING BALANCE
GENERAL	\$ 5,522,384.98	\$ -	\$ -	\$ 614.67	\$ 5,522,999.65
R & B -1	\$ 517,269.47	\$ -	\$ -	\$ 57.58	\$ 517,327.05
R & B -2	\$ 136,098.75	\$ -	\$ -	\$ 15.15	\$ 136,113.90
R & B -3	\$ 508,169.92	\$ -	\$ -	\$ 56.56	\$ 508,226.48
R & B -4	\$ 441,655.11	\$ -	\$ -	\$ 49.17	\$ 441,704.28
FM & L	\$ 101,381.29	\$ -	\$ -	\$ 11.28	\$ 101,392.57
TJPC	\$ 20,052.44	\$ -	\$ -	\$ 2.21	\$ 20,054.65
JUV-ISP	\$ 4,795.41	\$ -	\$ -	\$ 0.58	\$ 4,795.99
JUV-IVE	\$ 6,060.40	\$ -	\$ -	\$ 0.62	\$ 6,061.02
ADULT PROB	\$ 195,186.99	\$ -	\$ -	\$ 21.73	\$ 195,208.72
DIST CLK PRESERVATION	\$ 10,016.61	\$ -	\$ -	\$ 1.14	\$ 10,017.75
CTY/DIST TECH	\$ 3,006.73	\$ -	\$ -	\$ 0.32	\$ 3,007.05
COURT REP	\$ 30,064.32	\$ -	\$ -	\$ 3.35	\$ 30,067.67
PERM IMP	\$ 792,065.25	\$ -	\$ -	\$ 88.18	\$ 792,153.43
LAW ENFORCEMENT ED	\$ 5,009.93	\$ -	\$ -	\$ 0.58	\$ 5,010.51
JP-TECH	\$ 16,832.83	\$ -	\$ -	\$ 1.89	\$ 16,834.72
LAW LIBRARY	\$ 55,108.74	\$ -	\$ -	\$ 6.13	\$ 55,114.87
CC LIBRARY	\$ 22,176.91	\$ -	\$ -	\$ 2.49	\$ 22,179.40
JP-CH SECURITY	\$ 15,027.42	\$ -	\$ 10,000.00	\$ 0.92	\$ 5,028.34
C H SECURITY	\$ 175,353.53	\$ -	\$ 100,000.00	\$ 11.96	\$ 75,365.49
REC MGMT	\$ 155,302.92	\$ -	\$ -	\$ 17.30	\$ 155,320.22
REC PRESV	\$ 140,274.19	\$ -	\$ -	\$ 15.62	\$ 140,289.81
DIST CLK REC MGMT	\$ 15,027.45	\$ -	\$ -	\$ 1.67	\$ 15,029.12
DIST CLK ARCHIVE	\$ 4,007.69	\$ -	\$ -	\$ 0.43	\$ 4,008.12
ARCHIVE	\$ 60,103.87	\$ -	\$ -	\$ 6.66	\$ 60,110.53
CTY ATTY CHECK COLLECT	\$ 4,515.01	\$ -	\$ -	\$ 0.55	\$ 4,515.56
DIST ATTY FORFEITURE	\$ 20,092.37	\$ -	\$ -	\$ 2.22	\$ 20,094.59

INVESTMENTS-LOGIC
 PATTY BRENNAN, COOKE COUNTY TREASURER
 SEPTEMBER 2015

SHERIFF FORFEITURE	\$ 57,547.97	\$ -	\$ -	\$ 6.42	\$ 57,554.39
JAIL COMMISSARY	\$ 48,083.06	\$ -	\$ -	\$ 5.35	\$ 48,088.41
STATE FEES	\$ 8,053.38	\$ -	\$ -	\$ 0.89	\$ 8,054.27
2012 GO REFUNDING	\$ 332,648.88	\$ -	\$ -	\$ 37.02	\$ 332,685.90
 TOTAL: TREAS FUND	 <u>\$ 9,423,373.82</u>	 <u>\$ -</u>	 <u>\$ 110,000.00</u>	 <u>\$ 1,040.64</u>	 <u>\$ 9,314,414.46</u>

YEAR - TO - DATE INTEREST	BAL FORWARD	CURRENT INT.	BALANCE
	\$ 15,217.32	\$ 1,040.64	\$ 16,257.96

AVG. YEILD FOR SEPTEMBER 2015	0.14%	MKT VALUE PER SHARE	\$ 1.00
-------------------------------	-------	---------------------	---------



Pledge Security Listing



September 30, 2015

EL CAMPO, TX

ID	CUSIP	Description	Safekeeping Location	Safekeeping Receipt	Coupon	Maturity Date	Call Date	Moody	S&P	Fitch	FASB115	Face Amount	Current Par	Current Book Value	Market Value	Gain(Loss)
COOKE COUNTY																
2047	3128MBNA1	FHLMC G12865	FHLB	x	5.00	06/01/2021		AAA	AA+	AAA	HTM	157,950	17,519.70	12,519.53	13,313.23	793.71
2107	31410G558	FNMA 889257	FHLB	x	5.00	04/01/2021		AAA	AA+	AAA	HTM	105,405	8,172.46	8,172.34	8,673.85	501.51
3643	3128MMQX4	FHLMC G18469	FHLB		2.00	06/01/2028		AAA	AA+	AAA	HTM	212,158	166,151.30	166,843.51	164,842.85	(2,000.66)
Total for COOKE COUNTY												475,513	186,843.46	187,535.38	186,829.93	(705.44)



Although the information in this report has been obtained from sources believed to be reliable, its accuracy cannot be guaranteed.

CCI PROD

AS OF CLOSE OF BUSINESS 09-30-2015

DISTRB PT 11

PLEDGEE: COOKE COUNTY
100 S. DIXON
RM. 106
J7BM INSTITUTION ID: #J7BM

GAINESVILLE TX 76240
HOLDER: 081500862 - LANDMARK BANK
ACCOUNT: J7BM - COOKE COUNTY
CUSIP #

RESP FRB:H1

			BVF	PAR BALANCE	BOOK VALUE
31300LVH5	FMAR 848716 G	01-01-37	0.5657955400	200,000.00	113,159.11
31337TX48	FGRA 232620 06/15/31	06-15-31	0.1858863600	300,000.00	55,765.91
313378CR0	2.25 FHLB 22 KW	03-11-22	1.0000000000	8,000,000.00	8,000,000.00
31364CLE9	FNRM RC02580 R13F025	03-25-33	0.7797195400	1,400,000.00	1,091,607.35
3136AKJK0	FNRM CL041CM R14F041	06-25-40	0.8610201600	1,000,000.00	861,020.16
313781CT7	FGRM 4195LH 12/15/31	12-15-31	0.8101919100	600,000.00	486,115.15
31392WB41	FGRM 2512PG 10/15/22	10-15-22	0.3193628700	400,000.00	127,745.15
31394CMY5	FNRM CLD16LE R05F016	07-25-33	0.1720029000	1,100,000.00	189,203.19
31394H2Q3	FGRM 2662DH 08/15/23	08-15-23	0.8800875700	1,200,000.00	1,056,105.08
31394RDX8	FGRM 2754PD 11/15/32	11-15-32	0.0532881500	100,000.00	5,328.82
31395HVM9	FGRA 2896BZ 11/15/34	11-15-34	1.6069189200	200,000.00	321,383.78
31396ALL6	FGRM 3035DP 10/15/34	10-15-34	0.0954828600	2,100,000.00	200,514.01
38374F2L7	GNRM 2004-24 ZM	04-20-34	1.5038586269	700,000.00	1,052,701.04
			SUBTOTAL:	17,300,000.00	13,560,648.76
			GRAND TOTAL:	17,300,000.00	13,560,648.76

Pledge Inventory Report

Landmark Bank
Columbia, MO
FROM 9/1/2015 TO 9/30/2015

Customer ID: 5961
Report Date: 10/1/2015
PAS Rep: Vance Roe
Account Rep: Bob Fitzpatrick

Cusip	Description	Maturity Date	Intent	S&P	Market Price Dt	Original Face	Book Value
Ticket	Location Code/Name	Group	Coupon	Moody	Maturity (Yr)	Par	Market Value
Pledged: J7BM - COOKE COUNTY							
313378CR0	FED HOME LN BK	03/11/2022	AFS	AA+	9/30/2015	5,000,000.00	5,075,232.39
956483	FED - FEDERAL RESERVE BANK	AGY	2.25000	Aaa	6.45	5,000,000.00	5,101,250.10
313378CR0	FED HOME LN BK	03/11/2022	AFS	AA+	9/30/2015	3,000,000.00	3,043,208.96
965653	FED - FEDERAL RESERVE BANK	AGY	2.25000	Aaa	6.45	3,000,000.00	3,060,750.06
31300LVH5	FHLMC ARM POOL #8487	01/01/2037	AFS		9/30/2015	200,000.00	121,274.12
851172	FED - FEDERAL RESERVE BANK	MB3	2.51600		21.27	113,159.11	120,497.48
3133TTX48	fhlmc remic ser 2326	06/15/2031	AFS		9/30/2015	300,000.00	63,267.22
783451	FED - FEDERAL RESERVE BANK	MB4	6.50000	NR	15.72	55,765.91	63,290.46
3136ACLE9	FNM13025 BD	03/25/2033	AFS		9/30/2015	1,400,000.00	1,062,923.59
879680	FED - FEDERAL RESERVE BANK	MB4	2.00000	Nr	17.50	1,091,607.36	1,100,917.65
3136AKJK0	FNR 2014-41 CM	06/25/2040	AFS		9/30/2015	1,000,000.00	820,010.54
916714	FED - FEDERAL RESERVE BANK	MB4	1.50000	Nr	24.75	861,020.16	845,222.15
3137B1CT7	FHL4195 LH	12/15/2031	AFS		9/30/2015	600,000.00	468,303.34
882621	FED - FEDERAL RESERVE BANK	MB4	1.50000	Nr	16.22	486,115.15	488,776.15
31392WB41	FHL2512 PG	10/15/2022	AFS		9/30/2015	400,000.00	136,909.95
719835	FED - FEDERAL RESERVE BANK	MB4	5.50000	NR	7.05	127,745.15	138,441.76
31394CMY5	FNM05016 LE	07/25/2033	AFS		9/30/2015	1,100,000.00	190,981.94
733876	FED - FEDERAL RESERVE BANK	MB4	5.50000	NR	17.83	189,203.19	191,920.53
31394H2Q3	FHL2662 DH	08/15/2023	AFS		9/30/2015	1,200,000.00	1,130,681.68
887207	FED - FEDERAL RESERVE BANK	MB4	5.00000	NR	7.88	1,056,105.08	1,148,195.37
31394RJX8	FHLMC REMIC SER 2754	11/15/2032	AFS		9/30/2015	100,000.00	5,357.71
704476	FED - FEDERAL RESERVE BANK	MB4	5.00000	NR	17.14	5,328.82	5,361.74
31395HVM9	FHL2896 BZ	11/15/2034	AFS		9/30/2015	200,000.00	353,305.25
856892	FED - FEDERAL RESERVE BANK	MB4	5.00000	Nr	19.14	321,383.78	353,142.28
31396ALL6	FHL3035 DP	10/15/2034	AFS		9/30/2015	2,100,000.00	203,926.48
746903	FED - FEDERAL RESERVE BANK	MB4	5.50000	NR	19.05	200,514.01	206,066.03

This report reflects information submitted to us by the customer. It is not intended to be used as the official record of safekeeping location and/or pledged holdings. This information should be provided by the customer's safekeeper.

Pledge Inventory Report

Landmark Bank
 Columbia, MO
 FROM 9/1/2015 TO 9/30/2015

Customer ID: 5961
 Report Date: 10/1/2015
 PAS Rep: Vance Roe
 Account Rep: Bob Fitzpatrick

Cusip	Description	Maturity Date	Intent	S&P	Market Price Dt	Original Face	Book Value
Ticket	Location Code/Name	Group	Coupon	Moody	Maturity (Yr)	Par	Market Value
Pledged: J7BM - COOKE COUNTY							
38374F2L7	GNM04024 ZM	04/29/2034	AFS		9/30/2015	700,000.00	1,170,021.70
844136	FED - FEDERAL RESERVE BANK	MB4	5.00000	Nr	18.57	1,052,701.03	1,182,257.98
14	Total Pledged: J7BM - COOKE COUNTY					17,300,000.00	13,845,404.87
						13,560,648.75	14,006,089.74

Landmark Bank, N.A.

Cooke County

As of: Wednesday, September 30, 2015

Detail Section:

<u>Account No.</u>	<u>Balance</u>	<u>Int Rate</u>	<u>Type</u>	<u>Officer</u>
28002408	\$0	0.00%	TDSV	R1B
28002416	\$0	0.00%	TDSV	R1B
28900090	\$3,845	0.00%	CK	R1B
28900287	\$8,888,125	0.42%	CK	R1B
28900325	\$0	0.00%	CK	R1B
28900333	\$0	0.00%	CK	R1B
28900341	\$0	0.00%	CK	R1B
28900368	\$96,428	0.42%	CK	R1B
28900376	\$254,844	0.00%	CK	R1B
28900384	\$0	0.00%	CK	R1B
28900392	\$2,388	0.00%	CK	R1B
28900406	\$42,196	0.00%	CK	R1B
28900414	\$1,723	0.00%	CK	R1B
28900422	\$0	0.00%	CK	R1B
28900449	\$643,037	0.00%	CK	R1B
28900457	\$0	0.00%	CK	R1B
28900465	\$0	0.00%	CK	R1B
28900481	\$70,413	0.00%	CK	R1B
28900511	\$3,765	0.00%	CK	R1B
28900538	\$1,869	0.00%	CK	R1B
28901259	\$6,604	0.00%	CK	ELE
28901593	\$2,229	0.00%	CK	JDH
4170003539	\$43,342	0.00%	CK	R1B
4170009684	\$0	0.00%	CK	R1B
4170009700	\$296	0.00%	CK	R1B
4170013934	\$0	0.00%	CK	JDH
4170023065	\$0	0.00%	CK	R1B
4170045332	\$16,538	0.00%	CK	T1G
4170800744	\$0	0.00%	TDSV	JDH
4170800751	\$0	0.00%	TDSV	JDH
4170801528	\$0	0.00%	TDSV	R1B
4170801536	\$0	0.00%	TDSV	R1B
4170802286	\$0	0.00%	TDSV	JDH
4170802294	\$0	0.00%	TDSV	JDH
4170802849	\$0	0.00%	TDSV	JDH
4170802856	\$0	0.00%	TDSV	JDH
4170803896	\$0	0.00%	TDSV	R1B
4170803904	\$0	0.00%	TDSV	R1B

10/2/2015 9:02:48 AM

4170804019	\$0	0.00%	TDSV	R1B
4170804142	\$0	0.00%	TDSV	R1B
4170804159	\$0	0.00%	TDSV	R1B
4170804415	\$0	0.00%	TDSV	T1G
4170804423	\$0	0.00%	TDSV	T1G
4170804761	\$7,500	0.00%	TDSV	T1G
4170804779	\$7,500	0.00%	TDSV	T1G
4170805073	\$0	0.00%	TDSV	T1G
4170805081	\$0	0.00%	TDSV	T1G
4170805198	\$8,000	1.05%	TDSV	JDH
4170805677	\$500,000	0.52%	TDSV	T1G
4170805685	\$500,000	0.52%	TDSV	T1G

Collateral Section:

<u>Description / LOC No.</u>	<u>Amount</u>	<u>Maturity Date</u>
Securities - Market Value	\$14,006,090	(See add'l report)

Pledge Report Summary.

Total Deposits	\$	11,100,643
Plus Additional Coverage (per Agreement)	\$	0
Total Collateral Needed	\$	11,100,643
Collateral Pledged	\$	14,006,090
FDIC Insurance	\$	250,000
Total Collateral Provided	\$	14,256,090
Total Public Funding Excess / (Needed)	\$	3,155,446

FUND NAME	CHECKING ACCOUNT	CHECKING AMOUNT	TDOA ACCOUNT	TDOA AMOUNT	FUND TOTAL
2015 001 GENERAL	TREAS FUND	4,117,442.31	TEXPOOL LOGIC STONE CAST CERT DEPOS	5,016,422.62 5,522,999.65 2,003,034.85 1,750,000.00	18,409,899.43
2015 011 ROAD & BRIDGE 1	TREAS FUND	602,052.08	TEXPOOL LOGIC	413,374.35 517,327.05	1,532,753.48
2015 012 ROAD & BRIDGE 2	TREAS FUND	258,000.06	TEXPOOL LOGIC	86,905.97 136,113.90	481,019.93
2015 013 ROAD & BRIDGE 3	TREAS FUND	420,545.98	TEXPOOL LOGIC	408,818.11 508,226.48	1,337,590.57
2015 014 ROAD & BRIDGE 4	TREAS FUND	356,971.59	TEXPOOL LOGIC	401,196.98 441,704.28	1,199,872.85
2015 019 FM & LATERAL	TREAS FUND	631,511.14	TEXPOOL LOGIC	63,124.37 101,392.57	796,028.08
2016 020 TJPC	TREAS FUND	7,759.21-	TEXPOOL LOGIC	10,007.87 20,054.65	22,303.31
2016 021 JUVENILE PROB-ISP	TREAS FUND	7,169.17	TEXPOOL LOGIC	4,795.99	11,965.16
2015 022 JUVENILE PROBATION	TREAS FUND	7,476.57	TEXPOOL		7,476.57
2015 023 JUVENILE PROB. IV-E	TREAS FUND	7,923.60	TEXPOOL LOGIC	6,021.02	13,944.62
2016 028 ADULT PROBATION	TREAS FUND	50,617.37	TEXPOOL LOGIC	38,650.96 195,208.72	284,477.05
2016 029 COMMUNITY CORRECTIONS	TREAS FUND	43,136.88	TEXPOOL LOGIC		43,136.88
2015 032 DISTRICT CLERK PRESERVATION	TREAS FUND	21,887.25	TEXPOOL LOGIC	10,017.75	31,905.00
2015 033 COUNTY/DISTRICT TECHNOLOGY	TREAS FUND	4,678.80	TEXPOOL LOGIC	3,007.05	7,685.85
2015 034 COURT REPORTER	TREAS FUND	7,175.94	TEXPOOL LOGIC	12,162.77 30,067.67	49,406.38
2015 035 PERMANENT IMPROVEMENT	TREAS FUND	541,251.04	TEXPOOL LOGIC	630,867.56 792,153.43	1,964,272.03
2015 037 LAW ENFORCEMENT ED	TREAS FUND	10,738.77	TEXPOOL LOGIC	5,008.17 5,010.51	20,757.45
2015 038 JP TECH	TREAS FUND	10,599.08	TEXPOOL LOGIC	16,834.72	27,433.80
2015 040 LAW LIBRARY	TREAS FUND	31,298.75	TEXPOOL	26,470.56	

FUND NAME	CHECKING ACCOUNT	CHECKING AMOUNT	TDOA ACCOUNT	TDOA AMOUNT	FUND TOTAL
			LOGIC	55,114.87	112,884.18
2015 041 CC LIBRARY FUND	TREAS FUND	22,381.91	TEXPOOL LOGIC	22,179.40	44,561.31
2015 042 CC HISTORICAL COMM.	TREAS FUND	3,926.64			3,926.64
2015 043 JP COURTHOUSE SECURITY	TREAS FUND	8,182.20	TEXPOOL LOGIC	5,028.34	13,210.54
2015 044 COURTHOUSE SECURITY	TREAS FUND	134,030.41	TEXPOOL LOGIC	31,442.23 75,365.49	240,838.13
2015 045 FLOOD DAMAGE	TREAS FUND	17,742.00	TEXPOOL LOGIC		17,742.00
2015 046 CHAPTER 19	TREAS FUND		TEXPOOL		
2015 047 CC RECORDS MANAGEMENT	TREAS FUND	3,610.28	TEXPOOL		3,610.28
2015 048 COUNTY RECORDS MANAGEMENT	TREAS FUND	29,441.21	TEXPOOL LOGIC	109,533.52 155,320.22	294,294.95
2015 049 CC RECORDS PRESERVATION	TREAS FUND	51,342.55	TEXPOOL LOGIC	43,510.48 140,289.81	235,142.84
2015 050 DIST CLERK RECORDS MANAGEMENT	TREAS FUND	24,221.02	TEXPOOL LOGIC	15,029.12	39,250.14
2015 051 DISTRICT CLERK ARCHIVE	TREAS FUND	13,985.60	TEXPOOL LOGIC	4,008.12	17,993.72
2015 052 COUNTY CLERK ARCHIVE FEE	TREAS FUND	29,237.31	TEXPOOL LOGIC	19,432.79 60,110.53	108,780.63
2015 053 CA CHECK COLLECTING	TREAS FUND	4,169.93	TEXPOOL LOGIC	4,515.56	8,685.49
2015 054 DA CHECK COLLECTING	TREAS FUND	192.53	TEXPOOL		192.53
2015 056 DISTRICT ATTY FORFEITURE	TREAS FUND	100,590.34	TEXPOOL LOGIC	10,009.41 20,094.59	130,694.34
2015 057 D A SEIZURE FUND	TREAS FUND	47,801.56	TEXPOOL		47,801.56
2015 058 SHERIFF FORFEITURE	TREAS FUND	16,766.92	TEXPOOL LOGIC	57,554.39	74,321.31
2015 059 JAIL COMMISSARY	TREAS FUND	30,493.60	TEXPOOL LOGIC	10,009.41 48,088.41	88,591.42
2015 060 INTEREST & SINKING	TREAS FUND		TEXPOOL LOGIC		
2015 061 2004 GO REFUNDING DEBT SERVITREAS FUND	TREAS FUND	227,189.68	TEXPOOL LOGIC	375,163.62 332,685.90	935,039.20

FUND NAME	CHECKING ACCOUNT	CHECKING AMOUNT	TDOA ACCOUNT	TDOA AMOUNT	FUND TOTAL
2015 070 BOND FUND	TREAS FUND		TEXPOOL LOGIC		
2015 088 STATE FEES	TREAS FUND	126,512.70	TEXPOOL LOGIC	2,303.63 8,054.27	136,870.60
2015 090 OFFICER'S TRUST	TREAS FUND	61,671.68	TEXPOOL		61,671.68
2015 091 LIBRARY TRUST - LIDDELL	TREAS FUND	1,793.42	CERT DEPOS	15,000.00	16,793.42
2015 092 LIBRARY TRUST - ROSENSTEIN	TREAS FUND	3,125.01	CERT DEPOS	19,000.00	22,125.01
2015 098 PAYROLL CLEARING	PAYROLL	390,850.76			390,850.76
2015 100 CHILD ABUSE PREVENTION FUND	TREAS FUND	252.90	TEXPOOL		252.90
2015 101 PRETRIAL DIVERSTON	TREAS FUND	7,154.00	TEXPOOL		7,154.00
		-----		-----	-----
TOTAL		8,479,383.33		20,815,824.69	29,295,208.02

CHECK ACCOUNT
ACCOUNT BALANCE - TREAS FUND
ACCOUNT BALANCE - PAYROLL

CHECK
8,088,532.57
390,850.76

TOTAL

8,479,383.33

TDOA ACCOUNT
ACCOUNT BALANCE - TEXPOOL
ACCOUNT BALANCE - LOGIC
ACCOUNT BALANCE - STONE CAST
ACCOUNT BALANCE - CERT DEPOS

TDOA
7,714,415.38
9,314,374.46
2,003,034.85
1,784,000.00

TOTAL

20,815,824.69

ACCOUNT NAME	BEGINNING CASH BALANCE	CASH RECEIPTS	CASH DISBURSEMENTS	ENDING CASH BALANCE
2015 001 GENERAL				
CASH - GENERAL FUND	5,050,910.49	686,925.44	1,620,393.62-	4,117,442.31
CASH ON HAND	1,729.00	50.00	.00	1,779.00
CASH INVESTED-TEXPOOL	5,016,071.94	350.68	.00	5,016,422.62
CASH INVESTED - LOGIC	5,522,384.98	614.67	.00	5,522,999.65
CASH INVESTED - STONE CASTLE	2,002,820.98	213.87	.00	2,003,034.85
T-BILLS - INVESTMENTS	.00	.00	.00	.00
CASH INVESTMENT-CD	1,750,000.00	.00	.00	1,750,000.00
FUND TOTALS	19,343,917.39	688,154.66	1,620,393.62-	18,411,678.43
2015 011 ROAD & BRIDGE 1				
CASH - ROAD & BRIDGE # 1	694,655.99	26,497.74	119,101.65-	602,052.08
CASH INVESTED	413,345.50	28.85	.00	413,374.35
CASH INVESTED - LOGIC	517,269.47	57.58	.00	517,327.05
T-BILL INVESTMENTS	.00	.00	.00	.00
FUND TOTALS	1,625,270.96	26,584.17	119,101.65-	1,532,753.48
2015 012 ROAD & BRIDGE 2				
CASH - ROAD & BRIDGE # 2	419,955.19	23,114.28	185,069.41-	258,000.06
CASH INVESTED	86,899.87	6.10	.00	86,905.97
CASH INVESTED - LOGIC	136,098.75	15.15	.00	136,113.90
T-BILL INVESTMENTS	.00	.00	.00	.00
FUND TOTALS	642,953.81	23,135.53	185,069.41-	481,019.93
2015 013 ROAD & BRIDGE 3				
CASH - ROAD & BRIDGE # 3	594,190.99	23,241.26	196,886.27-	420,545.98
CASH INVESTED	408,789.58	28.53	.00	408,818.11
CASH INVESTED - LOGIC	508,169.92	56.56	.00	508,226.48
T-BILL INVESTMENTS	.00	.00	.00	.00
FUND TOTALS	1,511,150.49	23,326.35	196,886.27-	1,337,590.57
2015 014 ROAD & BRIDGE 4				
CASH - ROAD & BRIDGE # 4	513,603.88	23,837.61	180,469.90-	356,971.59
CASH INVESTED	401,168.92	28.06	.00	401,196.98
CASH INVESTED - LOGIC	441,655.11	49.17	.00	441,704.28
T-BILL INVESTMENTS	.00	.00	.00	.00
FUND TOTALS	1,356,427.91	23,914.84	180,469.90-	1,199,872.85
2015 019 FM & LATERAL				
CASH - F M & LATERAL	631,052.35	476.79	18.00-	631,511.14
CASH INVESTED	63,119.95	4.42	.00	63,124.37
CASH INVESTED - LOGIC	101,381.29	11.28	.00	101,392.57
T-BILL INVESTMENT	.00	.00	.00	.00
FUND TOTALS	795,553.59	492.49	18.00-	796,028.08
2016 020 TJPC				
CASH - T.J.P.C.	22,033.58	147.35	29,940.14-	7,759.21-
CASH INVESTED	10,007.21	.66	.00	10,007.87
CASH INVESTED - LOGIC	20,052.44	2.21	.00	20,054.65
FUND TOTALS	52,093.23	150.22	29,940.14-	22,303.31
2016 021 JUVENILE PROB-ISP				
CASH - JUVENILE PROBATION	7,164.24	4.93	.00	7,169.17
INVESTMENTS	.00	.00	.00	.00
CASH INVESTED - LOGIC	4,795.41	.58	.00	4,795.99
FUND TOTALS	11,959.65	5.51	.00	11,965.16

ACCOUNT NAME	BEGINNING CASH BALANCE	CASH RECEIPTS	CASH DISBURSEMENTS	ENDING CASH BALANCE
2015 022 JUVENILE PROBATION				
CASH - JUV. PROB. DIV	7,298.11	178.46	.00	7,476.57
INVESTMENTS	.00	.00	.00	.00
FUND TOTALS	<u>7,298.11</u>	<u>178.46</u>	<u>.00</u>	<u>7,476.57</u>
2015 023 JUVENILE PROB. IV-E				
CASH - IV-E	7,917.66	5.94	.00	7,923.60
CASH INVESTED	.00	.00	.00	.00
CASH INVESTED - LOGIC	6,020.40	.62	.00	6,021.02
FUND TOTALS	<u>13,938.06</u>	<u>6.56</u>	<u>.00</u>	<u>13,944.62</u>
2016 028 ADULT PROBATION				
CASH - ADULT PROBATION	38,793.48	65,066.07	53,242.18-	50,617.37
CASH ON HAND	75.00	.00	.00	75.00
CASH INVESTED	38,648.27	2.69	.00	38,650.96
CASH INVESTED - LOGIC	195,186.99	21.73	.00	195,208.72
FUND TOTALS	<u>272,703.74</u>	<u>65,090.49</u>	<u>53,242.18-</u>	<u>284,552.05</u>
2016 029 COMMUNITY CORRECTIONS				
CASH - COMMUNITY CORRECTI	6,829.64	42,860.00	6,552.76-	43,136.88
INVESTMENTS	.00	.00	.00	.00
CASH INVESTED - LOGIC	.00	.00	.00	.00
FUND TOTALS	<u>6,829.64</u>	<u>42,860.00</u>	<u>6,552.76-</u>	<u>43,136.88</u>
2015 032 DISTRICT CLERK PRESERVATION				
CASH - DISTRICT CLERK PRESVATI	21,441.32	445.93	.00	21,887.25
INVESTMENTS	.00	.00	.00	.00
CASH INVESTED - LOGIC	10,016.61	1.14	.00	10,017.75
FUND TOTALS	<u>31,457.93</u>	<u>447.07</u>	<u>.00</u>	<u>31,905.00</u>
2015 033 COUNTY/DISTRICT TECHNOLOGY FUN				
CASH - COUNTY/DISTRICT TECH	4,392.62	286.18	.00	4,678.80
INVESTMENTS	.00	.00	.00	.00
CASH INVESTED - LOGIC	3,006.73	.32	.00	3,007.05
FUND TOTALS	<u>7,399.35</u>	<u>286.50</u>	<u>.00</u>	<u>7,685.85</u>
2015 034 COURT REPORTER				
CASH - COURT REPORTER FUND	9,370.06	771.88	2,966.00-	7,175.94
INVESTMENTS	12,161.87	.90	.00	12,162.77
CASH INVESTED - LOGIC	30,064.32	3.35	.00	30,067.67
FUND TOTALS	<u>51,596.25</u>	<u>776.13</u>	<u>2,966.00-</u>	<u>49,406.38</u>
2015 035 PERMANENT IMPROVEMENT				
CASH - PERMANENT IMPROVEM	534,026.78	7,828.34	604.08-	541,251.04
CASH INVESTED	630,823.50	44.06	.00	630,867.56
CASH INVESTED - LOGIC	792,065.25	88.18	.00	792,153.43
T-BILL INVESTMENTS	.00	.00	.00	.00
FUND TOTALS	<u>1,956,915.53</u>	<u>7,960.58</u>	<u>604.08-</u>	<u>1,964,272.03</u>
2015 037 LAW ENFORCEMENT ED				
CASH - LAW ENFORCEMENT ED	10,435.88	302.89	.00	10,738.77
CASH INVESTED	5,007.87	.30	.00	5,008.17
CASH INVESTED - LOGIC	5,009.93	.58	.00	5,010.51
FUND TOTALS	<u>20,453.68</u>	<u>303.77</u>	<u>.00</u>	<u>20,757.45</u>
2015 038 JP TECH				
CASH - J P TECH FUND	10,292.41	1,176.67	870.00-	10,599.08

ACCOUNT NAME	BEGINNING CASH BALANCE	CASH RECEIPTS	CASH DISBURSEMENTS	ENDING CASH BALANCE
INVESTMENTS	.00	.00	.00	.00
CASH INVESTED - LOGIC	16,832.83	1.89	.00	16,834.72
FUND TOTALS	27,125.24	1,178.56	870.00	27,433.80
2015 040 LAW LIBRARY				
CASH - LAW LIBRARY	30,310.32	1,746.23	757.80	31,298.75
CASH INVESTED	26,468.68	1.88	.00	26,470.56
CASH INVESTED - LOGIC	55,108.74	6.13	.00	55,114.87
FUND TOTALS	111,887.74	1,754.24	757.80	112,884.18
2015 041 CC LIBRARY FUND				
CASH - COOKE COUNTY LIBRA	21,879.71	1,410.65	908.45	22,381.91
CASH INVESTED	.00	.00	.00	.00
CASH INVESTED - LOGIC	22,176.91	2.49	.00	22,179.40
T-BILL INVESTMENTS	.00	.00	.00	.00
FUND TOTALS	44,056.62	1,413.14	908.45	44,561.31
2015 042 CC HISTORICAL COMM.				
CASH - COOKE CO. HISTORIC	3,923.71	2.93	.00	3,926.64
FUND TOTALS	3,923.71	2.93	.00	3,926.64
2015 043 JP COURTHOUSE SECURITY				
CASH - JP COURTHOUSE SECURITY	13,176.21	10,289.95	15,283.96	8,182.20
CASH INVESTED	.00	.00	.00	.00
CASH INVESTED - LOGIC	15,027.42	.92	10,000.00	5,028.34
FUND TOTALS	28,203.63	10,290.87	25,283.96	13,210.54
2015 044 COURTHOUSE SECURITY				
CASH - COURTHOUSE SECURIT	31,736.94	102,293.47	.00	134,030.41
CASH INVESTED	31,440.02	2.21	.00	31,442.23
CASH INVESTED - LOGIC	175,353.53	11.96	100,000.00	75,365.49
FUND TOTALS	238,530.49	102,307.64	100,000.00	240,838.13
2015 045 FLOOD DAMAGE				
CASH - FLOOD DAMAGE	17,742.00	.00	.00	17,742.00
CASH INVESTED - TEXPOOL	.00	.00	.00	.00
CASH INVESTED - LOGIC	.00	.00	.00	.00
FUND TOTALS	17,742.00	.00	.00	17,742.00
2015 046 CHAPTER 19				
CASH - CHAPTER 19	.00	.00	.00	.00
INVESTMENTS	.00	.00	.00	.00
FUND TOTALS	.00	.00	.00	.00
2015 047 CC RECORDS MANAGEMENT				
CASH - CC RECORDS MANAGEMENT	3,476.52	133.76	.00	3,610.28
INVESTMENTS - TEXPOOL	.00	.00	.00	.00
FUND TOTALS	3,476.52	133.76	.00	3,610.28
2015 048 COUNTY RECORDS MANAGEMENT				
CASH - RECORDS MANAGEMENT	27,728.59	2,125.12	412.50	29,441.21
CASH INVESTED	109,525.86	7.66	.00	109,533.52
CASH INVESTED - LOGIC	155,302.92	17.30	.00	155,320.22
FUND TOTALS	292,557.37	2,150.08	412.50	294,294.95
2015 049 CC RECORDS PRESERVATION				
CASH - RECORDS PRESERVATI	42,974.30	8,368.25	.00	51,342.55

ACCOUNT NAME	BEGINNING CASH BALANCE	CASH RECEIPTS	CASH DISBURSEMENTS	ENDING CASH BALANCE
INVESTMENTS	43,507.45	3.03	.00	43,510.48
CASH INVESTED - LOGIC	140,274.19	15.62	.00	140,289.81
FUND TOTALS	226,755.94	8,386.90	.00	235,142.84
2015 050 DIST CLERK RECORDS MANAGEMENT				
CASH - D C RECORDS MANAGEMENT	23,831.31	389.71	.00	24,221.02
CASH INVESTED	.00	.00	.00	.00
CASH INVESTED - LOGIC	15,027.45	1.67	.00	15,029.12
FUND TOTALS	38,858.76	391.38	.00	39,250.14
2015 051 DISTRICT CLERK ARCHIVE				
DISTRICT CLERK ARCHIVE	13,632.51	353.09	.00	13,985.60
INVESTMENTS	.00	.00	.00	.00
CASH INVESTED - LOGIC	4,007.69	.43	.00	4,008.12
FUND TOTALS	17,640.20	353.52	.00	17,993.72
2015 052 COUNTY CLERK ARCHIVE FEE				
CASH -RECORDS ARCHIVE	27,627.48	7,828.15	6,218.32-	29,237.31
INVESTMENTS	19,431.43	1.36	.00	19,432.79
CASH INVESTED - LOGIC	60,103.87	6.66	.00	60,110.53
FUND TOTALS	107,162.78	7,836.17	6,218.32-	108,780.63
2015 053 CA CHECK COLLECTING				
CASH - CHECK COLLECTING & CASH INVESTED	3,732.88	545.10	108.05-	4,169.93
CASH INVESTED - LOGIC	.00	.00	.00	.00
CASH INVESTED - LOGIC	4,515.01	.55	.00	4,515.56
FUND TOTALS	8,247.89	545.65	108.05-	8,685.49
2015 054 DA CHECK COLLECTING				
CASH - DA CHECK COLLECTING	192.53	.00	.00	192.53
CASH INVESTED	.00	.00	.00	.00
FUND TOTALS	192.53	.00	.00	192.53
2015 056 DISTRICT ATTY FORFEITURE				
CASH - D.A. FORFEITURE FU	105,171.79	79.22	4,660.67-	100,590.34
CASH INVESTED - TEXPOOL	10,008.75	.66	.00	10,009.41
CASH INVESTED - LOGIC	20,092.37	2.22	.00	20,094.59
FUND TOTALS	135,272.91	82.10	4,660.67-	130,694.34
2015 057 D A SEIZURE FUND				
CASH - SEIZURE-LAW	45,946.56	1,855.00	.00	47,801.56
INVESTMENTS	.00	.00	.00	.00
FUND TOTALS	45,946.56	1,855.00	.00	47,801.56
2015 058 SHERIFF FORFEITURE				
CASH- SHERIFF FORFEITURE	23,016.02	34.06	6,283.16-	16,766.92
INVESTMENTS	.00	.00	.00	.00
CASH INVESTED - LOGIC	57,547.97	6.42	.00	57,554.39
FUND TOTALS	80,563.99	40.48	6,283.16-	74,321.31
2015 059 JAIL COMMISSARY				
CASH - JAIL COMMISSARY	33,552.51	2,096.69	5,155.60-	30,493.60
CASH INVESTED - TEXPOOL	10,008.75	.66	.00	10,009.41
CASH INVESTED - LOGIC	48,083.06	5.35	.00	48,088.41
FUND TOTALS	91,644.32	2,102.70	5,155.60-	88,591.42
2015 060 INTEREST & SINKING				
CASH - INTEREST & SINKING	00	.00	.00	.00

ACCOUNT NAME	BEGINNING CASH BALANCE	CASH RECEIPTS	CASH DISBURSEMENTS	ENDING CASH BALANCE
CASH INVESTED	.00	.00	.00	.00
CASH INVESTED - LOGIC	.00	.00	.00	.00
T-BILL INVESTMENTS	.00	.00	.00	.00
FUND TOTALS	.00	.00	.00	.00
2015 061 2004 GO REFUNDING DEBT SERVICE				
CASH - 2004 GO REFUNDING D/S	225,640.40	1,735.63	186.35-	227,189.68
CASH INVESTED	375,137.40	26.22	.00	375,163.62
CASH INVESTED - LOGIC	332,648.88	37.02	.00	332,685.90
T-BILL INVESTMENTS	.00	.00	.00	.00
FUND TOTALS	933,426.68	1,798.87	186.35-	935,039.20
2015 070 BOND FUND				
CASH - CONSTRUCTION FUND	.00	.00	.00	.00
CASH INVESTED	.00	.00	.00	.00
CASH INVESTED - LOGIC	.00	.00	.00	.00
FUND TOTALS	.00	.00	.00	.00
2015 088 STATE FEES				
CASH - STATE FEES	76,205.27	50,308.32	.89-	126,512.70
CASH INVESTED	2,303.63	.00	.00	2,303.63
CASH INVESTED - LOGIC	8,053.38	.89	.00	8,054.27
FUND TOTALS	86,562.28	50,309.21	.89-	136,870.60
2015 090 OFFICER'S TRUST				
CASH-OFFICERS TRUST	61,671.68	.00	.00	61,671.68
CASH INVESTED	.00	.00	.00	.00
CASH INVESTED - LOGIC	.00	.00	.00	.00
FUND TOTALS	61,671.68	.00	.00	61,671.68
2015 091 LIBRARY TRUST - LIDDELL				
CASH-LIBRARY TRUST/LIDDELL	1,792.10	1.32	.00	1,793.42
CD INVESTMENT	15,000.00	.00	.00	15,000.00
FUND TOTALS	16,792.10	1.32	.00	16,793.42
2015 092 LIBRARY TRUST - ROSENSTEIN				
CASH-LIBRARY TRUST/ROSENSTEIN	3,072.44	52.57	.00	3,125.01
CD INVESTMENT	19,000.00	.00	.00	19,000.00
FUND TOTALS	22,072.44	52.57	.00	22,125.01
2015 098 PAYROLL CLEARING				
CASH - PAYROLL CLEARING	2,369.84	775,854.09	387,373.17-	390,850.76
INVESTMENTS	.00	.00	.00	.00
FUND TOTALS	2,369.84	775,854.09	387,373.17-	390,850.76
2015 100 CHILD ABUSE PREVENTION FUND				
CASH-CHILD ABUSE PREVENTION	250.50	2.40	.00	252.90
CASH INVESTED	.00	.00	.00	.00
FUND TOTALS	250.50	2.40	.00	252.90
2015 101 PRETRIAL DIVERSION				
CASH-PRETRIAL DIVERSION	7,054.00	100.00	.00	7,154.00
CASH INVESTED	.00	.00	.00	.00
CASH INVESTED - LOGIC	.00	.00	.00	.00
FUND TOTALS	7,054.00	100.00	.00	7,154.00
GRAND TOTALS	30,357,908.04	1,872,616.91	2,933,462.93-	29,297,062.02