



**Patty Brennan**  
**Cooke County Treasurer**  
101 S. Dixon  
Gainesville, TX 76240

Telephone: 940-668-5424

Fax: 940-668-5480

Hon. Jason Brinkley  
Cooke County Judge  
101 S. Dixon  
Gainesville, TX 76240

July 13, 2018

Dear Judge Brinkley,

In accordance with Section 2256.023 of the Local Government code, please find attached hereto my Treasurer's Quarterly Investment Report for the period of April-June, 2018 for the consideration and approval of the Cooke County Commissioners' Court.

I request that the report be placed on the agenda for the July 23, 2018 Commissioner's Court meeting.

Respectfully,

Patty Brennan  
Cooke County Treasurer, CIO

## COOKE COUNTY TREASURER'S INVESTMENT REPORT TOTALS

APRIL-JUNE 2018 (3rd QUARTER 2018)

### Pledges

Pledged Securities for Prosperity Bank	356,504.11
Pledged Securities for Landmark Bank	14,054,399.91
<b>TOTAL PLEDGED</b>	<b><u>8,644,982.41</u></b>

### Interest Earned

Checking account at Landmark Bank	8,122.18
CD's	5,492.76
Stone Castle FICA Account	7,788.11
Tex-Pool	53,933.56
Tex-Star	51,428.03
Logic	25,444.70
<b>TOTAL INTEREST EARNED</b>	<b><u>152,209.34</u></b>

### Account Balances

Checking account at Landmark Bank	4,699,962.78
CD's	1,784,000.00
Stone Castle FICA Account	2,015,251.98
Tex-Pool	11,812,714.04
Tex-Star	11,256,506.14
Logic	5,055,023.47
<b>TOTAL TREASURER'S FUND</b>	<b><u>36,623,458.41</u></b>

TOTALS

PRIOR MONTH ENDING BANK STATEMENT BALANCE \$5,178,980.81 210  
 CLEARED DEPOSITS \$1,950,039.70 4  
 CLEARED ADDITIONS \$101,841.27 4  
 CLEARED CHECKS \$2,525,402.82- 565  
 CLEARED DEDUCTIONS \$5,496.18- 3

CURRENT MONTH ENDING BANK STATEMENT BALANCE \$4,699,962.78

CURRENT MONTH ENDING BANK STATEMENT BALANCE \$4,699,962.78  
 OUTSTANDING DEPOSITS \$ .00  
 OUTSTANDING ADDITIONS \$ .00  
 OUTSTANDING CHECKS \$457,149.36- 543  
 OUTSTANDING DEDUCTIONS \$ .00

RECONCILED BOOK BALANCE \$4,242,813.42  
 ENDING STATEMENT DATE 06/30/2018 CLERK: PB

**COOKE COUNTY TREASURER'S INVESTMENT REPORT  
 PLEDGE SECURITY LISTING FOR APRIL-JUNE (3RD QTR 2018)**

**PROSPERITY**

CUSIP #	DATE	DESCRIP	FACE	MATURITY	BOOK	MARKET
3128MBNA1	APR-2018	FHLM G12885	157,950.00	6/1/2021	3,230.92	3,301.46
314OG5S8	APR-2018	FNMA 889257	105,405.00	4/1/2021	1,925.02	1,967.11
3128MMQX4	APR-2018	FHLMC G18469	212158.00	6/1/2028	109,235.20	105,026.33
					<b>114,391.14</b>	<b>110,294.90</b>
						250,000.00
						<b>360,294.90</b>
<b>FDIC INS</b>						
						<b>360,294.90</b>
SAME	MAY-2018	SAME	SAME	SAME	3,035.76	3,094.69
SAME	MAY-2018	SAME	SAME	SAME	1,789.04	1,823.54
SAME	MAY-2018	SAME	SAME	SAME	107,659.80	102,732.71
					<b>112,484.60</b>	<b>107,650.94</b>
						250,000.00
						<b>357,650.94</b>
<b>FDIC INS</b>						
						<b>357,650.94</b>
SAME	JUN-2018	SAME	SAME	SAME	2,839.19	2,891.85
SAME	JUN-2018	SAME	SAME	SAME	1,634.12	1,663.20
SAME	JUN-2018	SAME	SAME	SAME	106,076.87	101,949.06
					<b>110,550.18</b>	<b>106,504.11</b>
						250,000.00
						<b>356,504.11</b>
<b>FDIC INS</b>						
						<b>356,504.11</b>
<b>JUNE-TOTAL</b>						

**COOKE COUNTY TREASURER'S INVESTMENT REPORT  
 PLEDGE SECURITY LISTING FOR APRIL-JUNE (3RD QTR 2018)**

**LANDMARK**

CUSIP #	DATE	DESCRIPTION	ORIGINAL FACE	MATURITY	BOOK VALUE	MARKET VALUE
3130A1XJ2	APR-2018	FED HOME LN BK	800,000.00	6/14/2024	827043.86	795,416.02
3130A5R35	APR-2018	FED HOME LN BK	400000.00	6/13/2025	415017.55	394,392.00
3130A5R35	APR-2018	FED HOME LN BK	100000.00	6/13/2025	102891.61	98,598.00
3133732Y7	APR-2018	FED HOME LN BK	6000000.00	3/12/2021	6182786.77	6,148,140.12
3133X8L34	APR-2018	FED HOME LN BK	2,000,000.00	9/9/2024	2357382.47	2,266,999.96
33133XDVS7	APR-2018	FED HOME LN BK	700,000.00	12/11/2020	757027.11	746,605.98
31300LVH5	APR-2018	FHLMC ARM POO#848716	200,000.00	1/1/2037	64474.08	63,666.37
3133TTX48	APR-2018	FHLMC REMIC SER2326ZQ	300,000.00	6/15/2031	33750.44	34,328.22
3136ACLE9	APR-2018	FNM13025BD	1,400,000.00	3/25/2033	648133.80	636,058.76
3136ACU25	APR-2018	FNM13015DC	500,000.00	3/25/2033	243296.64	236,113.12
3136AKJK0	APR-2018	FNRM CL041CM	1,000,000.00	6/25/2040	524856.31	517,282.79
3137B1CT7	APR-2018	FHL4195LH	600,000.00	12/15/2031	274268.91	264,245.43
31392WB41	APR-2018	FHL2512PG	400,000.00	10/15/2022	58426.43	58,055.49
31394H2Q3	APR-2018	FHL2662DH	1,200,000.00	8/15/2023	519315.09	512,068.50
31395HVM9	APR-2018	FHL2896BZ	200,000.00	11/15/2034	215871.49	207,363.57
38374F2L7	APR-2018	GNM04024ZM	700,000.00	4/20/2034	659324.64	652,199.14
			<b>16500000.00</b>		<b>13883867.20</b>	<b>13,631,533.47</b>
FDIC INS						250,000.00
<b>APR-TOTAL</b>						<b>13,881,533.47</b>

3130A1XJ2	MAY-2018	FED HOME LN BK	800000.00	6/14/2024	826696.44	798,823.98
3130A5R35	MAY-2018	FED HOME LN BK	400000.00	6/13/2025	414854	397,820.01
3130A5R35	MAY-2018	FED HOME LN BK	100000.00	6/13/2025	102860.54	99,455.00
3133732Y7	MAY-2018	FED HOME LN BK	1000000.00	3/12/2021	1029574.4	1,026,699.98
3133X8L34	MAY-2018	FED HOME LN BK	2,000,000.00	9/9/2024	2352870.16	2,281,759.94
33133XDVS7	MAY-2018	FED HOME LN BK	700,000.00	12/11/2020	755207.01	745,611.99
31300LVH5	MAY-2018	FHLMC ARM POO#848716	200,000.00	1/1/2037	63764.43	63,278.23
3133TTX48	MAY-2018	FHLMC REMIC SER2326ZQ	300,000.00	6/15/2031	33307.95	33,925.97
3136ACLE9	MAY-2018	FNM13025BD	1,400,000.00	3/25/2033	636275.54	626,681.23
3136ACU25	MAY-2018	FNM13015DC	500,000.00	3/25/2033	239572.02	233,503.03
3136AKJK0	MAY-2018	FNRM CL041CM	1,000,000.00	6/25/2040	520819.92	514,604.65
3137B1CT7	MAY-2018	FHL4195LH	600,000.00	12/15/2031	270281.82	261,198.27
31392WB41	MAY-2018	FHL2512PG	400,000.00	10/15/2022	57077.66	56,795.03
31394H2Q3	MAY-2018	FHL2662DH	1,200,000.00	8/15/2023	502584.22	496,295.90
31395HVM9	MAY-2018	FHL2896BZ	200,000.00	11/15/2034	214682.79	207,503.41
38374F2L7	MAY-2018	GNM04024ZM	700,000.00	4/20/2034	649586.61	643,256.50
			<b>11,500,000.00</b>		<b>8670015.51</b>	<b>8,487,213.12</b>
FDIC INS						250,000.00
<b>MAY-TOTAL</b>						<b>8,737,213.12</b>

**COOKE COUNTY TREASURER'S INVESTMENT REPORT  
 PLEDGE SECURITY LISTING FOR APRIL-JUNE (3RD QTR 2018)**

**LANDMARK**

CUSIP #	DATE	DESCRIPTION	ORIGINAL FACE	MATURITY	BOOK VALUE	MARKET VALUE
3130A1XJ2	JUN-2018	FED HOME LN BK	800000.00	6/14/2024	826362.72	797,448.00
3130A5R35	JUN-2018	FED HOME LN BK	400000.00	6/13/2025	414696.26	394,780.00
3130A5R35	JUN-2018	FED HOME LN BK	100000.00	6/13/2025	102830.25	98,695.00
3133732Y7	JUN-2018	FED HOME LN BK	1000000.00	3/12/2021	1028746.11	1,024,059.98
3133X8L34	JUN-2018	FED HOME LN BK	2,000,000.00	9/9/2024	2348657.50	2,266,620.02
33133XDVS7	JUN-2018	FED HOME LN BK	700,000.00	12/11/2020	753486.83	742,553.01
31300LVH5	JUN-2018	FHLMC ARM POO#848716	200,000.00	1/1/2037	63358.01	62,872.53
3133TTX48	JUN-2018	FHLMC REMIC SER23262Q	300,000.00	6/15/2031	32576.75	32,833.50
3136ACLE9	JUN-2018	FNM13025BD	1,400,000.00	3/25/2033	626148.35	615,116.93
3136ACU25	JUN-2018	FNM13015DC	500,000.00	3/25/2033	235715.70	229,146.17
3136AKJK0	JUN-2018	FNRM CL041CM	1,000,000.00	6/25/2040	509994.55	502,739.80
3137B1CT7	JUN-2018	FHL4195LH	600,000.00	12/15/2031	266254.67	256,439.17
31392WB41	JUN-2018	FHL2512PG	400,000.00	10/15/2022	55263.97	54,922.38
31394H2Q3	JUN-2018	FHL2662DH	1,200,000.00	8/15/2023	489393.52	482,655.47
31395HVM9	JUN-2018	FHL2896BZ	200,000.00	11/15/2034	209473.16	201,915.36
38374F2L7	JUN-2018	GNM04024ZM	700,000.00	4/20/2034	639460.99	632,185.09
FDIC INS			<b>11500000.00</b>		<b>8602419.34</b>	<b>8,394,982.41</b>
<b>JUN-TOTAL</b>						<b>250,000.00</b>
						<b>8,644,982.41</b>

COOKE COUNTY  
C.D. INVESTMENTS  
QUARTERLY REPORT  
APRIL-JUNE 2018

LANDMARK BANK

<u>C.D.#</u>	<u>PURCHASED</u>	<u>PRINCIPAL</u>	<u>MAT. DATE</u>	<u>INTEREST</u>
Gen/4170806691	May 26, 2017	500,000.00	May 26, 2018	1,036.17 @ 1.24%
Gen/4170806709	May 26, 2017	500,000.00	May 26, 2018	1,036.17 @ 1.24%
Gen/4170807103	May 26, 2018	500,000.00	May 26, 2019	819.59 @ 1.93%
Gen/4170807095	May 26, 2018	500,000.00	May 26, 2019	819.59 @ 1.93%
Library-Liddell 6469	Jan 17, 2017	7,500.00	Jan 17, 2019	14.79 @ .80%
Library-Liddell 6451	Jan 17, 2017	7,500.00	Jan 17, 2019	14.79 @ .80%
Library-Rosenstein 5099	Sept 12, 2017	11,000.00	Dec 12, 2020	29.11 @ 1.05%
Library-Rosenstein 5198	Dec 16, 2017	8,000.00	Mar 16, 2021	21.17 @ 1.05%

PROSPERITY BANK

<u>C.D.#</u>	<u>PURCHASE DATE</u>	<u>PRINCIPAL</u>	<u>MAT. DATE</u>	<u>INTEREST EARNED</u>
14401708	Sept 17, 2017	250,000.00	Sept 17, 2019	567.13 @ .90%

THE FIRST STATE BANK

<u>C.D.#</u>	<u>PURCHASE DATE</u>	<u>PRINCIPAL</u>	<u>MAT. DATE</u>	<u>INTEREST EARNED</u>
17445	Sept 17, 2017	250,000.00	Sept 17, 2019	567.12 @ .90%

MUENSTER STATE BANK

<u>C.D.#</u>	<u>PURCHASE DATE</u>	<u>PRINCIPAL</u>	<u>MAT. DATE</u>	<u>INTEREST EARNED</u>
2129	Sept 17, 2017	250,000.00	Sept 17, 2019	567.13 @ .90%

**TOTAL INTEREST EARNED: \$5,492.76**

COOKE COUNTY  
QUARTERLY REPORT  
APRIL-JUNE  
(3RD QUARTER 2018)

STONE CASTLE FICA ACCOUNT

Account#: ... ....4900

Principal: \$2,000,000.00

Avg. Net APY: 01.56 %

Net Interest Earned: **\$7,788.11**



QUARTERLY INVESTMENTS-TEXPOOL  
PATTY BRENNAN, COOKE COUNTY TREASURER  
APR-JUNE (3RD QUARTER 2018)

ACCT NAME	BALANCE		WITH-DRAWALS	CURRENT INTEREST	ENDING BALANCE
	FORWARD	DEPOSITS			
GENERAL	\$ 8,055,968.57	0.00	1,000,000.00	\$ 31,614.68	\$ 7,087,583.25
R & B -1	\$ 1,169,275.28	0.00	400,000.00	\$ 4,333.20	\$ 773,608.48
R & B -2	\$ 614,865.89	0.00	250,000.00	\$ 2,091.67	\$ 366,957.56
R & B -3	\$ 492,810.59	0.00	-	\$ 2,131.46	\$ 494,942.05
R & B -4	\$ 718,673.79	0.00	125,000.00	\$ 2,704.89	\$ 596,378.68
FM & L	\$ 321,405.08	0.00	-	\$ 1,390.10	\$ 322,795.18
TJPC	\$ 12,611.92	0.00	-	\$ 54.59	\$ 12,666.51
JUV-ISP	\$ 4,876.05	0.00	-	\$ 21.13	\$ 4,897.18
JUV-IVE	\$ 1,071.84	0.00	-	\$ 4.58	\$ 1,076.42
JP TECH	\$ 17,116.38	0.00	-	\$ 73.99	\$ 17,190.37
ADULT PROB	\$ 206,930.65	0.00	7,000.00	\$ 883.49	\$ 200,814.14
DIST CLK PRESERVATION	\$ 10,185.17	0.00	-	\$ 44.06	\$ 10,229.23
COUNTY/DIST. TECH	\$ 1,544.94	0.00	-	\$ 6.58	\$ 1,551.52
JP-CH SECURITY	\$ 5,112.12	0.00	-	\$ 22.13	\$ 5,134.25
COURT REP	\$ 42,928.86	0.00	-	\$ 185.65	\$ 43,114.51
DIST CLK RECORDS MGMT	\$ 15,280.84	0.00	-	\$ 66.11	\$ 15,346.95
PERM IMP	\$ 1,060,878.59	0.00	62,000.00	\$ 4,505.23	\$ 1,003,383.82
CNTY ATTY CHECK COLLECT	\$ 4,591.55	0.00	-	\$ 19.81	\$ 4,611.36
LAW ENFORCEMENT ED	\$ 10,183.08	0.00	-	\$ 44.03	\$ 10,227.11
DIST CLERK ARCHIVE	\$ 4,074.70	0.00	-	\$ 17.67	\$ 4,092.37
LAW LIBRARY	\$ 82,933.21	0.00	-	\$ 358.71	\$ 83,291.92
LIBRARY	\$ 22,550.16	0.00	-	\$ 97.49	\$ 22,647.65
C H SECURITY	\$ 134,144.72	0.00	-	\$ 580.16	\$ 134,724.88
REC MGMT	\$ 117,705.52	0.00	-	\$ 509.06	\$ 118,214.58
REC PRESV	\$ 59,813.95	0.00	59,810.00	\$ 118.66	\$ 122.61
ARCHIVE	\$ 55,449.00	0.00	-	\$ 239.78	\$ 55,688.78
DIST ATTY FORFEITURE	\$ 30,601.11	0.00	-	\$ 132.37	\$ 30,733.48
JAIL COMMISSARY	\$ 79,376.68	0.00	-	\$ 343.19	\$ 79,719.87
2004 GO-REFUNDING	\$ 263,252.88	0.00	-	\$ 1,138.54	\$ 264,391.42

**QUARTERLY INVESTMENTS-TEXPOOL**  
**PATTY BRENNAN, COOKE COUNTY TREASURER**  
**APR-JUNE (3RD QUARTER 2018)**

ACCT NAME	BALANCE FORWARD	DEPOSITS	WITH-DRAWALS	CURRENT INTEREST	ENDING BALANCE
STATE FUNDS	\$ 8,188.60	0.00	-	\$ 35.40	\$ 8,224.00
SHERIFF FORFEITURE	\$ 38,188.76	0.00	-	\$ 165.15	\$ 38,353.91
<b>TOTAL: TREAS FUND</b>	<b>\$ 13,616,213.12</b>	<b>\$ -</b>	<b>\$ 1,903,810.00</b>	<b>\$ 53,933.56</b>	<b>\$ 11,812,714.04</b>
YEAR - TO - DATE INTEREST	BAL FORWARD \$ 70,689.56	CURRENT INT. \$ 53,933.56	BALANCE \$ 124,623.12		
AVG YEILD FOR 3RD QTR	1.74%	MKT VALUE PER SHARE	\$ 1.00		


**QUARTERLY INVESTMENTS-TEX-STAR**  
**PATTY BRENNAN, COOKE COUNTY TREASURER**  
**APRIL-JUNE (3RD QTR 2018)**

ACCT NAME	BALANCE FORWARD	DEPOSITS	WITH-DRAWALS	CURRENT INTEREST	ENDING BALANCE
GENERAL	\$ 8,037,553.16	0.00	1,000,000.00	\$ 31,446.36	\$7,068,999.52
R & B -1	\$ 1,154,338.43	0.00	400,000.00	\$ 4,253.06	\$758,591.49
R & B -2	\$ 600,075.92	0.00	250,000.00	\$ 2,017.94	\$352,093.86
R & B -3	\$ 501,192.16	0.00	0.00	\$ 2,163.27	\$503,355.43
R & B -4	\$ 718,403.48	0.00	125,000.00	\$ 2,695.07	\$596,098.55
FM & L	\$ 329,047.28	0.00	0.00	\$ 1,420.26	\$330,467.54
ADULT PROB	\$ 212,386.14	0.00	12,000.00	\$ 896.91	\$201,283.05
PERMANENT IMPROVEMENT	\$ 1,176,173.60	0.00	177,000.00	\$ 4,535.72	\$1,003,709.32
LIBRARY	\$ 25,278.13	0.00	0.00	\$ 109.12	\$25,387.25
JP-CH SECURITY	\$ 10,141.20	0.00	0.00	\$ 43.73	\$10,184.93
COURTHOUSE SECURITY	\$ 45,594.45	0.00	0.00	\$ 196.79	\$45,791.24
RECORDS MANAGEMENT	\$ 25,278.13	0.00	0.00	\$ 109.12	\$25,387.25
RECORDS PRESERVATION	\$ 55,628.60	0.00	55,625.00	\$ 100.64	\$104.24
ARCHIVE FEES	\$ 25,282.45	0.00	0.00	\$ 109.14	\$25,391.59
2012 GO REFUNDING	\$ 252,770.17	0.00	0.00	\$ 1,091.06	\$253,861.23
STATE FEES	\$ 5,201.49	0.00	0.00	\$ 22.42	\$5,223.91
DIST ATTY FORFEITURE	\$ 25,179.16	0.00	0.00	\$ 108.71	\$25,287.87
SHERIFF FORFEITURE	\$ 25,179.16	0.00	0.00	\$ 108.71	\$25,287.87
<b>TOTAL: TREAS FUND</b>	<b>\$ 13,224,703.11</b>	<b>0.00</b>	<b>2,019,625.00</b>	<b>\$ 51,428.03</b>	<b>\$11,256,506.14</b>
<b>YEAR - TO - DATE INTEREST</b>	<b>\$ 66,120.51</b>	<b>51,428.03</b>	<b>BALANCE FORWARD</b>	<b>CURRENT INT.</b>	<b>BALANCE</b>
<b>AVG INTEREST FOR 3RD QTR</b>	<b>1.73%</b>	<b>MKT VALUE PER SHARE</b>	<b>1.00</b>		

## Information at a Glance

TEX-STAR

**Portfolio by  
Type of Investment  
As of June 30, 2018**




Repurchase  
Agreements  
38.11%

Treasuries  
12.78%

Agencies  
49.11%

**Portfolio by  
Maturity  
As of June 30, 2018**



**Distribution of  
Participants by Type  
As of June 30, 2018**

## Historical Program Information

Month	Average Rate	Book Value	Market Value	Net Asset Value	WAM (1)*	WAM (2)*	Number of Participants
Jun 18	1.8300%	\$6,250,002,595.51	\$6,250,027,195.61	0.999991	26	99	874
May 18	1.7258%	6,489,773,533.02	6,489,474,005.73	0.999953	29	106	868
Apr 18	1.6304%	6,358,425,417.53	6,358,101,312.82	0.999949	18	99	861
Mar 18	1.4995%	6,461,363,510.56	6,460,804,379.93	0.999892	28	105	857
Feb 18	1.3518%	7,130,310,070.00	7,129,718,573.04	0.999917	28	97	854
Jan 18	1.2900%	7,090,345,755.93	7,090,199,741.00	0.999979	31	83	853
Dec 17	1.1762%	6,518,450,917.63	6,518,448,483.33	0.999984	36	82	853
Nov 17	1.0695%	6,157,485,042.89	6,157,068,439.39	0.999932	38	90	853
Oct 17	1.0482%	5,848,642,382.89	5,848,708,234.12	1.000011	38	96	852
Sep 17	1.0384%	5,841,986,573.82	5,842,202,955.19	1.000022	28	92	848
Aug 17	1.0343%	5,770,863,631.13	5,770,945,786.15	1.000014	33	102	846
Jul 17	0.9827%	5,941,902,116.09	5,941,981,984.60	1.000013	32	97	844

## Portfolio Asset Summary as of June 30, 2018

	Book Value	Market Value
Uninvested Balance	\$ (2,219.71)	\$ (2,219.71)
Accrual of Interest Income	5,143,898.75	5,143,898.75
Interest and Management Fees Payable	(10,042,926.58)	(10,042,926.58)
Payable for Investment Purchased	0.00	0.00
Repurchase Agreement	2,384,066,999.72	2,384,066,999.72
Government Securities	3,870,836,843.33	3,870,861,443.43
<b>Total</b>	<b>\$ 6,250,002,595.51</b>	<b>\$ 6,250,027,195.61</b>

Market value of collateral supporting the Repurchase Agreements is at least 102% of the Book Value. The portfolio is managed by J.P. Morgan Chase & Co. and the assets are safekept in a separate custodial account at the Federal Reserve Bank in the name of TexSTAR. The only source of payment to the Participants are the assets of TexSTAR. There is no secondary source of payment for the pool such as insurance or guarantee. Should you require a copy of the portfolio, please contact TexSTAR Participant Services.

**QUARTERLY INVESTMENTS-LOGIC**  
**PATTY BRENNAN, COOKE COUNTY TREASURER**  
**APRIL-JUNE (3RD QTR 2018)**

ACCT NAME	BALANCE FORWARD	DEPOSITS	WITH-DRAWALS	CURRENT INTEREST	ENDING BALANCE
GENERAL	\$ 3,027,803.52	0.00	0.00	\$ 15,285.26	\$3,043,088.78
R & B -1	\$ 353,674.72	0.00	0.00	\$ 1,785.45	\$355,460.17
R & B -2	\$ 202,396.24	0.00	0.00	\$ 1,021.74	\$203,417.98
R & B -3	\$ 252,515.38	0.00	0.00	\$ 1,274.75	\$253,790.13
R & B -4	\$ 252,515.38	0.00	0.00	\$ 1,274.75	\$253,790.13
FM & L	\$ 101,198.08	0.00	0.00	\$ 510.86	\$101,708.94
ADULT PROB	\$ 151,624.25	0.00	0.00	\$ 765.44	\$152,389.69
PERMANENT IMPROVEMENT	\$ 306,717.08	0.00	0.00	\$ 1,548.41	\$308,265.49
COURTHOUSE SECURITY	\$ 50,599.11	0.00	0.00	\$ 255.47	\$50,854.58
RECORDS MANAGEMENT	\$ 151,797.16	0.00	0.00	\$ 766.32	\$152,563.48
RECORDS PRESERVATION	\$ 25,299.45	0.00	25,295.00	\$ 54.00	\$58.45
ARCHIVE FEES	\$ 25,213.08	0.00	0.00	\$ 127.27	\$25,340.35
LAW LIBRARY	\$ 25,213.08	0.00	0.00	\$ 127.27	\$25,340.35
SHERIFF FORFEITURE	\$ 25,213.08	0.00	0.00	\$ 127.27	\$25,340.35
DIST ATTY FORFEITURE	\$ 25,213.08	0.00	0.00	\$ 127.27	\$25,340.35
2012 GO REFUNDING	\$ 77,881.08	0.00	0.00	\$ 393.17	\$78,274.25
	<u>\$ 5,054,873.77</u>	<u>0.00</u>	<u>25,295.00</u>	<u>\$ 25,444.70</u>	<u>\$5,055,023.47</u>

**TOTAL: TREAS FUND**

BAL FORWARD	BALANCE
\$ 32,178.40	57,623.10
CURRENT INT.	
25,444.70	

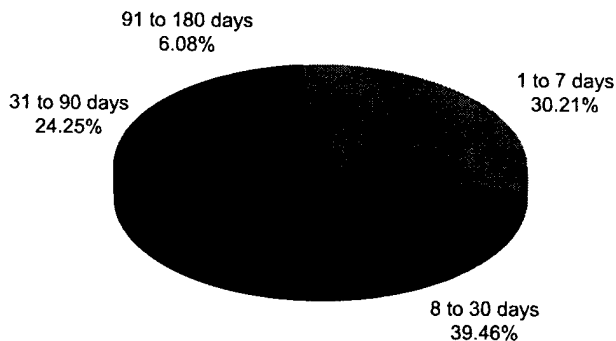
**AVG INTEREST FOR 3RD QTR**

	MKT VALUE PER SHARE
	1.00


**Information at a Glance**

**LOGIC**

**Portfolio by Type of Investment As of June 30, 2018**



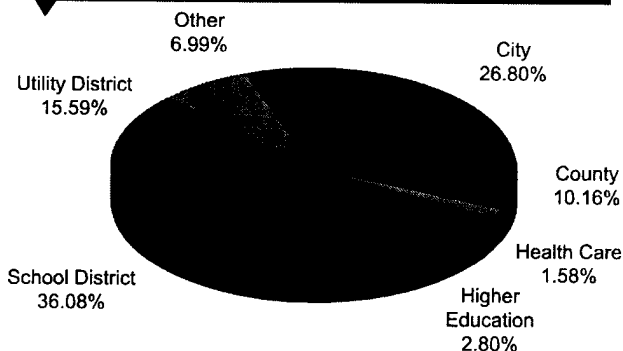
Commercial Paper  
91.34%



Repurchase Agreements  
7.22%

Treasuries  
1.44%

**Portfolio by Maturity As of June 30, 2018**



**Distribution of Participants by Type As of June 30, 2018**

**History**

**Historical Program Information**

Month	Average Rate	Book Value	Market Value	Net Asset Value	WAM (1)*	WAM (2)*	Number of Participants
Jun 18	2.1078%	\$6,880,746,236.77	\$6,881,359,093.55	1.000058	28	64	571
May 18	2.0273%	6,972,924,126.20	6,973,895,573.35	1.000139	30	66	568
Apr 18	1.9293%	6,434,872,331.82	6,434,646,379.96	0.999964	28	66	565
Mar 18	1.7228%	6,902,175,938.22	6,900,336,026.44	0.999705	28	71	563
Feb 18	1.5898%	7,170,298,263.14	7,170,001,932.73	0.999958	29	78	563
Jan 18	1.5224%	7,365,857,458.60	7,365,850,519.17	0.999999	29	80	561
Dec 17	1.3784%	6,465,455,192.00	6,464,452,719.35	0.999820	29	76	559
Nov 17	1.2913%	6,037,285,391.70	6,037,616,463.25	1.000054	35	75	557
Oct 17	1.2845%	6,047,571,709.48	6,047,976,206.51	1.000066	42	75	556
Sep 17	1.2827%	5,995,123,374.79	5,995,667,106.47	1.000070	40	77	551
Aug 17	1.2660%	5,912,248,825.24	5,912,933,387.09	1.000115	32	70	548
Jul 17	1.2408%	6,097,733,914.84	6,098,596,876.56	1.000141	29	71	543

**Assets**

**Portfolio Asset Summary as of June 30, 2018**

	Book Value	Market Value
Uninvested Balance	\$ 208,178.95	\$ 208,178.95
Accrual of Interest Income	2,530,203.32	2,530,203.32
Interest and Management Fees Payable	(12,772,985.06)	(12,772,985.06)
Payable for Investment Purchased	(49,706,791.67)	(49,706,791.67)
Receivable for Investment Sold	0.00	0.00
Repurchase Agreements	501,407,999.90	501,407,999.90
Commercial Paper	6,339,474,297.99	6,340,073,710.11
Government Securities	99,605,333.34	99,618,778.00
<b>Total</b>	<b>\$ 6,880,746,236.77</b>	<b>\$ 6,881,359,093.55</b>

Market value of collateral supporting the Repurchase Agreements is at least 102% of the Book Value. The portfolio is managed by J.P. Morgan Chase & Co. and the assets are safekept in a separate custodial account at the Federal Reserve Bank in the name of LOGIC. The only source of payment to the Participants are the assets of LOGIC. There is no secondary source of payment for the pool such as insurance or guarantee. Should you require a copy of the portfolio, please contact LOGIC Participant Services.