



FINANCIAL REPORTS

October 2015


In accordance with Local Government Code 114.026, this affidavit states the current cash and reports in the custody of the county treasurer as of this date of October 31, 2015.



Jason Brinkley,
Cooke County Judge

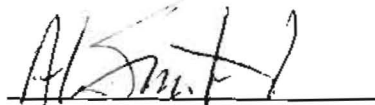


Rebecca Lawson,
Cooke County Clerk



Gary Hollowell,
Commissioner Pct. #1

B. C. Lemons,
Commissioner Pct. #2



Al Smith,
Commission Pct. #3



Leon Klement,
Commissioner Pct. #4

FILED FOR RECORD

15 NOV 23 AM 10:49

REBECCA LAWSON
COUNTY CLERK, COOKE CO. TX

BY _____ DEPUTY

AFFIDAVIT

STATE OF TEXAS

COUNTY OF COOKE


The members of the Commissioners' Court of Cooke County, Texas, state as follows:

The requirement of Subsection (C) of the Texas Local Government Code, §114.026 have been met for the term of October 2015. The amount of cash and other assets in the custody of the County Treasurer at the time of examination are:


Cash (includes on hand, money market accounts, and short term investments) \$ 27,978,390.74.

Other Assets (long term investments) \$ 0.00.

Sworn to and subscribed this 23 day of November, 2015.



Jason Brinkley, Cooke County Judge



Gary Hollowell, Commissioner, Pct 1

B. C. Lemons, Commissioner, Pct 2



Al Smith, Commissioner, Pct 3



Leon Klement, Commissioner, Pct 4

ATTEST:



Rebecca Lawson, County Clerk

FILED FOR RECORD

15 NOV 23 AM 10: 52

REBECCA LAWSON
COUNTY CLERK, COOKE CO. TX

BY  DEPUTY



MONTHLY REPORT

OCTOBER 2015

PATTY BRENNAN

COOKE COUNTY TREASURER

PRIOR MONTH ENDING BANK STATEMENT BALANCE	53,845.33	
CLEARED DEPOSITS	\$1,494,537.21	4
CLEARED ADDITIONS	\$.00	
CLEARED CHECKS	\$838,179.79-	80
CLEARED DEDUCTIONS	<u>\$431,849.18-</u>	6

CURRENT MONTH ENDING BANK STATEMENT BALANCE \$228,353.57

CURRENT MONTH ENDING BANK STATEMENT BALANCE	\$228,353.57	
OUTSTANDING DEPOSITS	\$.00	
OUTSTANDING ADDITIONS	\$.00	
OUTSTANDING CHECKS	\$37,480.09-	33
OUTSTANDING DEDUCTIONS	<u>\$.00</u>	

RECONCILED BOOK BALANCE \$190,873.48

ENDING STATEMENT DATE 10/30/2015 CLERK: PB

PRIOR MONTH ENDING BANK STATEMENT BALANCE	\$8,888,125.22	
CLEARED DEPOSITS	\$1,808,118.91	264
CLEARED ADDITIONS	\$56,230.98	2
CLEARED CHECKS	\$2,975,115.62-	512
CLEARED DEDUCTIONS	<u>\$128,859.50-</u>	6

CURRENT MONTH ENDING BANK STATEMENT BALANCE \$7,648,499.99

CURRENT MONTH ENDING BANK STATEMENT BALANCE	\$7,648,499.99	
OUTSTANDING DEPOSITS	\$901.00	2
OUTSTANDING ADDITIONS	\$.00	
OUTSTANDING CHECKS	\$473,981.56-	528
OUTSTANDING DEDUCTIONS	<u>\$.00</u>	

RECONCILED BOOK BALANCE \$7,175,419.43

ENDING STATEMENT DATE 10/30/2015 CLERK: PB

C.D. INVESTMENTS

LANDMARK BANK

OCTOBER 2015

<u>C.D.#</u>	<u>PURCHASE DATE</u>	<u>AMOUNT</u>	<u>MAT. DATE</u>
GEN/4170805685	May 24, 2015	500,000.00	May 24, 2017
GEN/4170805677	May 24, 2015	500,000.00	May 24, 2017
Library - Liddell 4761	July 15, 2015	7,500.00	Jan 15, 2017
Library - Liddell 4779	July 15, 2015	7,500.00	Jan 15, 2017
Library - Rosenstein 5099	Jun 12, 2014	11,000.00	Sept 12, 2017
Library - Rosenstein 5198	Sept 16, 2014	8,000.00	Dec 16, 2017

INT. EARNED MONTHLY:

2-Gen CD's @ .52%
2-Liddell CD's @ .25%
2-Rosenstein CD's @ 1.05%

Interest is deposited into the Treasurer's Fund. The 2 Gen CDs' interest is deposited monthly, and the 4 Library's CDs' interest is deposited quarterly.

PROSPERITY BANK

GEN/14401708	Sept 17, 2015	250,000.00	Sept 17, 2017
--------------	---------------	------------	---------------

INT. EARNED MONTHLY:

Gen CD @ .50%

Interest accrues monthly and is deposited monthly with depository bank into the Treasurer's Fund.

C.D. INVESTMENTS

THE FIRST STATE BANK

OCTOBER 2015

<u>C.D.#</u>	<u>PURCHASE DATE</u>	<u>AMOUNT</u>	<u>MAT. DATE</u>
GEN/17445	Sept 17, 2015	250,000.00	Sept 17, 2017

INT. EARNED MONTHLY:

Gen CD @ .65%

Interest accrues monthly and is deposited monthly with depository bank into the Treasurer's Fund.

MUENSTER STATE BANK

GEN/2129	Sept 17, 2015	250,000.00	Sept 17, 2017
----------	---------------	------------	---------------

INT. EARNED MONTHLY:

Gen CD @ .75%

Interest accrues monthly and is deposited monthly with depository bank into the Treasurer's Fund.

Cooke County
Attn: Patty Brennan
101 S. Dixon Street
Gainesville, TX 76240

Depositor Statement

October 1, 2015 - October 31, 2015

Account #: 104791304900

Account at-a-Glance

Beginning Balance	2,003,034.85
+ Net Deposits	0.00
+ Net Accrued Interest ²	221.03
Ending Balance	2,003,255.88
Days In Period ⁴	31
Average Daily Balance ⁵	2,003,034.85
Net APY This Period ⁶	0.1300
Available Balance ⁷	2,003,034.85

Depositor Information

Website: www.ficaaccount.com
Support Center: (866) 343-5516

Account Transactions

Description	Date	Amount(USD\$)
-------------	------	---------------

No transactions in this period

Bank Deposit Detail

Depository Bank	FDIC#	Balance(USD\$)
Admirals Bank	27015	1,061.48
Americas United Bank	58360	1,049.98
Bank of Georgetown	57941	1,345.07
Bank of Lancaster	11200	1,022.98
BankUnited National Association	58979	84,332.34
Bar Harbor Bank & Trust	11971	1,829.84
BofI Federal Bank	35546	183,535.90
Capital One National Association	4297	5,512.62
CapitalMark Bank & Trust	58507	7,827.51
Carver Federal Savings Bank	30394	2,283.31
Celtic Bank	57056	5,126.12
Community Trust Bank	12614	7,451.25
Customers Bank	34444	31,492.55
Darien Rowayton Bank	58257	2,773.94
Dime Savings Bank of Williamsburgh	16012	25,066.67
EagleBank	34742	130,192.41
FSGBank National Association	35525	1,492.05
First Bank	12229	125,820.03
First Carolina Bank	35530	1,405.46

Depositor Statement

October 1, 2015 - October 31, 2015

Account #: 104791304900

Cooke County
Attn: Patty Brennan
101 S. Dixon Street
Gainesville, TX 76240

Depository Bank	FDIC#	Balance(USD\$)
First Choice Bank	58471	49,469.08
First Foundation Bank	58647	1,683.85
First State Bank	17884	3,110.14
First Virginia Community Bank	58696	4,579.90
FirstCity Bank of Commerce	58537	1,178.01
Franklin Synergy Bank	58714	1,030.08
Genesee Regional Bank	26333	1,454.69
Georgia Commerce Bank	57521	1,990.65
Grandpoint Bank	58390	81,447.82
Great Western Bank	15289	202,045.58
Guaranty Bank	28670	3,798.54
Halstead Bank	17451	1,645.21
Hancock Bank	12441	138,709.85
Hingham Institution for Savings	90211	3,960.89
Investar Bank	58316	7,065.01
Israel Discount Bank of New York	19977	8,756.40
MINT National Bank	58764	1,155.59
MainStreet Bank	57742	2,607.80
Merchants Bank of Indiana	8056	40,660.06
Meridian Bank	57777	3,056.59
Metropolitan National Bank	34699	2,158.97
MileStone Bank	58502	1,981.88
NOA Bank	58657	1,394.40
NewBridge Bank	16799	1,083.86
NexBank SSB	29209	6,672.85
Oculina Bank	57559	1,046.82
OneWest Bank FSB	58978	3,145.44
PNC Bank National Association	6384	2,251.12
Pacific Enterprise Bank	58415	3,707.48
Pacific Mercantile Bank	34940	50,156.56
Post Oak Bank N.A.	57729	2,503.50
Provident Bank	30337	28,397.41
Quontic Bank	57807	1,162.56
RBS Citizens National Association	57957	1,088.44
Regent Bank	4160	1,156.21
River Community Bank N.A.	35274	1,210.30
RiverBend Bank	26708	1,529.00
Rockville Bank	18203	167,852.78
Savoy Bank	58641	2,868.76
Signature Bank	57053	232,820.77
Southwest Bank	18812	8,777.66
Sovereign Bank National Association	29950	242,790.36
Sterling Bank	57813	1,142.32
Stonegate Bank	57934	20,634.58
SunTrust Bank	867	4,073.67
Traditional Bank Inc.	2711	2,957.56
USAmeriBank	58427	3,437.76
Valley National Bank	9396	17,653.79
Washington Trust Company of Westerly	23623	5,150.82

Cooke County
Attn: Patty Brennan
101 S. Dixon Street
Gainesville, TX 76240

Depositor Statement

October 1, 2015 - October 31, 2015

Account #: 104791304900

Depository Bank	FDIC#	Balance(USD\$)
WashingtonFirst Bank	57696	1,046.55
Woori America Bank	24920	1,153.42
Aggregate Net Accrued Interest ³		221.03
Total		2,003,255.88

Disclosure Information

- 1 The Federally Insured Cash Account (FICA) is not a member of the Federal Deposit Insurance Corporation ("FDIC"), but the banks in which your money is deposited are FDIC members. The FDIC is an independent agency of the U.S. government that protects the funds depositors placed in FDIC insured institutions. FDIC deposit insurance is backed by the full faith and credit of the U.S. government.
 - 2 Net Accrued Interest is the estimated amount of your accrued interest earned for the current month less any FICA Fee with respect to such interest. Net Accrued Interest cannot be withdrawn from your account until it is credited to the account. There is no guarantee that you will receive the full amount as stated. Refer to the U.S. Bank Custodial Statement, provided via ficsaccount.com, for further details regarding interest earned and fees charged. Net Accrued Interest is for informational purposes only.
 - 3 Aggregate Net Accrued Interest is the sum of the current month's Net Accrued Interest and any prior period Net Accrued Interest not yet paid.
 - 4 Days In Period ("DIP") is the number of days in the period beginning on, and including the later of, the first day of the month or the business day your initial deposit is received by the FICA Custodian if received on or before 11:00AM EST or the business day immediately following if received after 11:00AM EST, and ending on, and including, the last day of the month. DIP does not include any date on which the balance is zero.
 - 5 Average Daily Balance is the sum of your beginning balance plus any deposits less any withdrawals averaged across number of days in Days In Period.
 - 6 Net APY This Period is the annualized yield that reflects the relationship between the net interest received plus any Net Accrued Interest and the Average Daily Balance for the statement period.
 - 7 Available Balance reflects the amount that can be withdrawn as of the date of the statement. This balance is the Ending Balance less the Aggregate Net Accrued Interest amount.
- We encourage you to compare the information provided in our statement with the U.S. Bank custody statement. You may access your U.S. Bank custody statement by calling 1-866-343-5516.

StoneCastle Cash Management, LLC is an SEC Registered Investment Advisor. StoneCastle Cash Management, LLC is an affiliate of StoneCastle Partners, LLC, a leading asset management and financial services company dedicated to investing and serving the community banking sector. Performance data shown represents past performance, and is no guarantee of future results. Rates may change without notice. Please read the Terms and Conditions relating to the FICA program for more complete information and the governing terms of the account. Review your statement for accuracy. If you have any questions regarding your account, contact a FICA representative. Registration with the SEC does not imply a particular level of skill or training.

INVESTMENTS-TEXPOOL
PATTY BRENNAN, COOKE COUNTY TREASURER
OCTOBER 2015

ACCT NAME	BALANCE FORWARD	DEPOSITS	WITH-DRAWALS	CURRENT INTEREST	ENDING BALANCE
GENERAL	\$ 5,018,726.25	\$ -	\$ -	\$ 411.78	\$ 5,019,138.03
R & B -1	\$ 413,374.35	\$ -	\$ -	\$ 33.90	\$ 413,408.25
R & B -2	\$ 86,905.97	\$ -	\$ -	\$ 7.10	\$ 86,913.07
R & B -3	\$ 408,818.11	\$ -	\$ -	\$ 33.56	\$ 408,851.67
R & B -4	\$ 401,196.98	\$ -	\$ -	\$ 32.93	\$ 401,229.91
FM & L	\$ 63,124.37	\$ -	\$ -	\$ 5.21	\$ 63,129.58
TJPC	\$ 10,007.87	\$ -	\$ 5,000.00	\$ 0.80	\$ 5,008.67
ADULT PROB	\$ 38,650.96	\$ -	\$ -	\$ 3.18	\$ 38,654.14
COURT REP	\$ 12,162.77	\$ -	\$ -	\$ 0.99	\$ 12,163.76
PERM IMP	\$ 630,867.56	\$ -	\$ -	\$ 51.80	\$ 630,919.36
LAW ENFORCEMENT ED	\$ 5,008.17	\$ -	\$ -	\$ 0.34	\$ 5,008.51
LAW LIBRARY	\$ 26,470.56	\$ -	\$ -	\$ 2.22	\$ 26,472.78
C H SECURITY	\$ 31,442.23	\$ -	\$ -	\$ 2.55	\$ 31,444.78
REC MGMT	\$ 109,533.52	\$ -	\$ -	\$ 8.99	\$ 109,542.51
REC PRESV	\$ 43,510.48	\$ -	\$ -	\$ 3.57	\$ 43,514.05
ARCHIVE	\$ 19,432.79	\$ -	\$ -	\$ 1.61	\$ 19,434.40
DIST ATTY FORFEITURE	\$ 10,009.41	\$ -	\$ -	\$ 0.86	\$ 10,010.27
JAIL COMMISSARY	\$ 10,009.41	\$ -	\$ -	\$ 0.86	\$ 10,010.27
2004 GO-REFUNDING	\$ 375,163.62	\$ -	\$ -	\$ 30.80	\$ 375,194.42
TOTAL: TREAS FUND	\$ <u>7,714,415.38</u>	\$ <u>-</u>	\$ <u>5,000.00</u>	\$ <u>633.05</u>	\$ <u>7,710,048.43</u>
YEAR - TO - DATE INTEREST	BAL FORWARD	CURRENT INT.	BALANCE		
	\$ -	\$ -	\$ 633.05		
AVG. YEILD FOR OCTOBER 2015	0.09%	MKT VALUE PER SHARE	\$ 1.00		

INVESTMENTS-LOGIC
PATTY BRENNAN, COOKE COUNTY TREASURER
OCTOBER 2015

ACCT NAME	BALANCE FORWARD	DEPOSITS	WITH- DRAWALS	CURRENT INTEREST	ENDING BALANCE
GENERAL	\$ 5,522,999.65	\$ -	\$ -	\$ 767.08	\$ 5,523,766.73
R & B -1	\$ 517,327.05	\$ -	\$ -	\$ 71.85	\$ 517,398.90
R & B -2	\$ 136,113.90	\$ -	\$ -	\$ 18.89	\$ 136,132.79
R & B -3	\$ 508,226.48	\$ -	\$ -	\$ 70.57	\$ 508,297.05
R & B -4	\$ 441,704.28	\$ -	\$ -	\$ 61.35	\$ 441,765.63
FM & L	\$ 101,392.57	\$ -	\$ -	\$ 14.10	\$ 101,406.67
TJPC	\$ 20,054.65	\$ -	\$ 10,000.00	\$ 1.67	\$ 10,056.32
JUV-ISP	\$ 4,795.99	\$ -	\$ -	\$ 0.65	\$ 4,796.64
JUV-IVE	\$ 6,021.02	\$ -	\$ -	\$ 0.86	\$ 6,021.88
ADULT PROB	\$ 195,208.72	\$ -	\$ -	\$ 27.12	\$ 195,235.84
DIST CLK PRESERVATION	\$ 10,017.75	\$ -	\$ -	\$ 1.42	\$ 10,019.17
CTY/DIST TECH	\$ 3,007.05	\$ -	\$ -	\$ 0.37	\$ 3,007.42
COURT REP	\$ 30,067.67	\$ -	\$ -	\$ 4.20	\$ 30,071.87
PERM IMP	\$ 792,153.43	\$ -	\$ -	\$ 110.02	\$ 792,263.45
LAW ENFORCEMENT ED	\$ 5,010.51	\$ -	\$ -	\$ 0.66	\$ 5,011.17
JP-TECH	\$ 16,834.72	\$ -	\$ -	\$ 2.37	\$ 16,837.09
LAW LIBRARY	\$ 55,114.87	\$ -	\$ -	\$ 7.68	\$ 55,122.55
CC LIBRARY	\$ 22,179.40	\$ -	\$ -	\$ 3.07	\$ 22,182.47
JP-CH SECURITY	\$ 5,028.34	\$ -	\$ -	\$ 0.66	\$ 5,029.00
C H SECURITY	\$ 75,365.49	\$ -	\$ -	\$ 10.48	\$ 75,375.97
REC MGMT	\$ 155,320.22	\$ -	\$ -	\$ 21.56	\$ 155,341.78
REC PRESV	\$ 140,289.81	\$ -	\$ -	\$ 19.47	\$ 140,309.28
DIST CLK REC MGMT	\$ 15,029.12	\$ -	\$ -	\$ 2.10	\$ 15,031.22
DIST CLK ARCHIVE	\$ 4,008.12	\$ -	\$ -	\$ 0.58	\$ 4,008.70
ARCHIVE	\$ 60,110.53	\$ -	\$ -	\$ 8.34	\$ 60,118.87
CTY ATTY CHECK COLLECT	\$ 4,515.56	\$ -	\$ -	\$ 0.61	\$ 4,516.17
DIST ATTY FORFEITURE	\$ 20,094.59	\$ -	\$ -	\$ 2.76	\$ 20,097.35

INVESTMENTS-LOGIC
PATTY BRENNAN, COOKE COUNTY TREASURER
OCTOBER 2015

SHERIFF FORFEITURE	\$ 57,554.39	\$ -	\$ -	\$ 7.98	\$ 57,562.37
JAIL COMMISSARY	\$ 48,088.41	\$ -	\$ -	\$ 6.69	\$ 48,095.10
STATE FEES	\$ 8,054.27	\$ -	\$ -	\$ 1.16	\$ 8,055.43
2012 GO REFUNDING	\$ 332,685.90	\$ -	\$ -	\$ 46.22	\$ 332,732.12
TOTAL: TREAS FUND	<u>\$ 9,314,374.46</u>	<u>\$ -</u>	<u>\$ 10,000.00</u>	<u>\$ 1,292.54</u>	<u>\$ 9,305,667.00</u>

YEAR - TO - DATE INTEREST	BAL FORWARD	CURRENT INT.	BALANCE
	\$ -	\$ 1,292.54	\$ 1,292.54
AVG. YEILD FOR OCTOBER 2015	0.16%	MKT VALUE PER SHARE	\$ 1.00



EL CAMPO, TX

Pledge Security Listing

October 31, 2015



ID	CUSIP	Description	Safekeeping Location	Safekeeping Receipt	Coupon	Maturity Date	Call Date	Moody	S&P	Fitch	FASB115	Face Amount	Current Par	Current Book Value	Market Value	Gain(Loss)
COOKE COUNTY																
2047	3128MBNA1	FHLMC G12885	FHLB	x	5.00	06/01/2021		AAA	AA+	AAA	HTM	157,950	12,113.70	12,113.54	12,892.53	779.00
2107	31410GSS8	FNMA 889257	FHLB	x	5.00	04/01/2021		AAA	AA+	AAA	HTM	105,405	7,851.29	7,851.19	8,340.14	488.95
3643	3128MMQX4	FHLMC G18469	FHLB		2.00	06/01/2028		AAA	AA+	AAA	HTM	212,158	164,437.29	165,110.80	164,178.30	(932.50)
Total for COOKE COUNTY												475,513	184,402.28	185,075.53	185,410.97	335.45



Although the information in this report has been obtained from sources believed to be reliable, its accuracy cannot be guaranteed

CC1 PROD

AS OF CLOSE OF BUSINESS 10-30-2015

DISTRB PT 11

PLEDGER: COOKE COUNTY
100 S. DIXON
RM. 106

778M

INSTITUTION ID: #J78M

GAINESVILLE TX 76240

HOLDER : 081500862 - LANDMARK BANK

RESP FRB:H1

ACCOUNT: J78M - *COOKE COUNTY

CUSIP #	FVAR	848716 G	01-01-37	BVF	PAR BALANCE	BOOK VALUE
31300LVH5	FVAR	848716 G	01-01-37	0.5602755000	200,000.00	112,055.10
3133TTX48	FGRM	2326ZQ 06/15/31	06-15-31	0.1816724700	300,000.00	54,501.74
313378CR0	2.25 FHLB	22 KW	03-11-22	1.0000000000	8,000,000.00	8,000,000.00
3136ACLE9	FNRM	RC0258D R1JF025	03-25-33	0.7692589900	1,400,000.00	1,076,962.59
3136AKJK0	FNRM	CL041CM R14F041	06-25-40	0.8488272400	1,000,000.00	848,827.24
3137B1CT7	FGRM	4195LH 12/15/31	12-15-31	0.8046752600	600,000.00	482,805.16
31392WB41	FGRM	2512PG 10/15/22	10-15-22	0.3120962300	400,000.00	124,838.49
31394CMY5	FNRM	CL016LE R05F016	07-25-33	0.1553629000	1,100,000.00	170,899.19
31394H2Q3	FGRM	2662DH 08/15/23	08-15-23	0.8589235800	1,200,000.00	1,030,708.30
31394R3X8	FGRM	2754PD 11/15/32	11-15-32	0.0433832600	100,000.00	4,338.33
31395HVM9	FGRM	2896BZ 11/15/34	11-15-34	1.5919792700	200,000.00	318,395.85
31396ALL6	FGRM	3035DP 10/15/34	10-15-34	0.0874703900	2,100,000.00	183,687.82
38374F2L7	GRRM	2004-24 ZM	04-20-34	1.4731105663	700,000.00	1,031,177.40
				SUBTOTAL:	17,300,000.00	13,439,197.21
				GRAND TOTAL:	17,300,000.00	13,439,197.21

Pledge Inventory Report

Landmark Bank
Columbia, MO
FROM 10/1/2015 TO 10/31/2015

Customer ID: 5961
Report Date: 11/1/2015
PAS Rep: Vance Roe
Account Rep: Bob Fitzpatrick

Cusip Ticket	Description Location Code/Name	Maturity Date Group	Intent Coupon	S&P Moody	Market Price Dt Maturity (Yr)	Original Face Par	Book Value Market Value
Pledged: J7BM - COOKE COUNTY							
313378CR0 956483	FED HOME LN BK FED - FEDERAL RESERVE BANK	03/11/2022 AGY	AFS 2.25000	AA+ Aaa	10/30/2015 6.36	5,000,000.00 5,000,000.00	5,074,259.79 5,091,999.80
313378CR0 965653	FED HOME LN BK FED - FEDERAL RESERVE BANK	03/11/2022 AGY	AFS 2.25000	AA+ Aaa	10/30/2015 6.36	3,000,000.00 3,000,000.00	3,042,649.67 3,055,199.88
31300LVH5 851172	FHLMC ARM POOI #8487 FED - FEDERAL RESERVE BANK	01/01/2037 MB3	AFS 2.52900		10/30/2015 21.19	200,000.00 112,055.10	120,037.61 119,206.46
3133TTX48 783451	fhlmc remic ser 2326 FED - FEDERAL RESERVE BANK	06/15/2031 MB4	AFS 6.50000	NR	10/30/2015 15.63	300,000.00 54,501.74	61,789.81 61,767.60
3136ACLE9 879680	FNM13025 BD FED - FEDERAL RESERVE BANK	03/25/2033 MB4	AFS 2.00000	Nr	10/30/2015 17.41	1,400,000.00 1,076,962.59	1,048,812.24 1,080,189.23
3136AKJK0 916714	FNR 2014-41 CM FED - FEDERAL RESERVE BANK	06/25/2040 MB4	AFS 1.50000	Nr	10/30/2015 24.67	1,000,000.00 848,827.24	808,573.78 831,784.05
313781CT7 862621	FHL4195 LH FED - FEDERAL RESERVE BANK	12/15/2031 MB4	AFS 1.50000	Nr	10/30/2015 16.13	600,000.00 482,805.16	465,264.49 484,554.42
31392WB41 719835	FHL2512 PG FED - FEDERAL RESERVE BANK	10/15/2022 MB4	AFS 5.50000	NR	10/30/2015 6.96	400,000.00 124,838.49	133,689.85 134,993.44
31394CMY5 733876	FNM05016 LE FED - FEDERAL RESERVE BANK	07/25/2033 MB4	AFS 5.50000	NR	10/30/2015 17.75	1,100,000.00 170,899.19	172,342.27 173,018.18
31394H2Q3 887207	FHL2662 DH FED - FEDERAL RESERVE BANK	08/15/2023 MB4	AFS 5.00000	NR	10/30/2015 7.79	1,200,000.00 1,030,708.30	1,102,804.11 1,116,318.37
31394RJX8 704476	FHLMC REMIC SER 2754 FED - FEDERAL RESERVE BANK	11/15/2032 MB4	AFS 5.00000	NR	10/30/2015 17.05	100,000.00 4,338.33	4,353.96 4,357.58
31395HVM9 856892	FHL2896 BZ FED - FEDERAL RESERVE BANK	11/15/2034 MB4	AFS 5.00000	Nr	10/30/2015 19.05	200,000.00 318,395.85	349,880.58 348,158.99
31396ALL6 746903	FHL3035 DP FED - FEDERAL RESERVE BANK	10/15/2034 MB4	AFS 5.50000	NR	10/30/2015 18.97	2,100,000.00 183,687.82	186,527.83 188,099.13

This report reflects information submitted to us by the customer. It is not intended to be used as the official record of safekeeping location and/or pledged holdings. This information should be provided by the customer's safekeeper.

FTN Financial PASPort
Page 95

Pledge Inventory Report

Landmark Bank
 Columbia, MO
 FROM 10/1/2015 TO 10/31/2015

Customer ID: 5961
 Report Date: 11/1/2015
 PAS Rep: Vance Roe
 Account Rep: Bob Fitzpatrick

Cusip	Description	Maturity Date	Intent	S&P	Market Price Dt	Original Face	Book Value
Ticket	Location Code/Name	Group	Coupon	Moody	Maturity (Yr)	Par	Market Value
Pledged: J7BM - COOKE COUNTY							
38374F2L7	GNM04024 ZM	04/20/2034	AFS		10/30/2015	700,000.00	1,145,974.90
844136	FED - FEDERAL RESERVE BANK	MB4	5.00000	Nr	18.48	1,031,177.39	1,149,898.51
14	Total Pledged: J7BM - COOKE COUNTY					17,300,000.00	13,716,960.89
						13,439,197.20	13,839,545.64

Landmark Bank, N.A.
 Cooke County
 As of: Friday, October 30, 2015

Detail Section:

<u>Account No.</u>	<u>Balance</u>	<u>Int Rate</u>	<u>Type</u>	<u>Officer</u>
28002408	\$0	0.00%	TDSV	R1B
28002416	\$0	0.00%	TDSV	R1B
28900090	\$228,354	0.00%	CK	R1B
28900287	\$7,648,500	0.42%	CK	R1B
28900325	\$10,000	0.00%	CK	R1B
28900333	\$0	0.00%	CK	R1B
28900341	\$0	0.00%	CK	R1B
28900368	\$30,859	0.42%	CK	R1B
28900376	\$83,293	0.00%	CK	R1B
28900384	\$2,882	0.00%	CK	R1B
28900392	\$1,002	0.00%	CK	R1B
28900406	\$32,896	0.00%	CK	R1B
28900414	\$724	0.00%	CK	R1B
28900422	\$0	0.00%	CK	R1B
28900449	\$550,037	0.00%	CK	R1B
28900457	\$0	0.00%	CK	R1B
28900465	\$0	0.00%	CK	R1B
28900481	\$70,413	0.00%	CK	R1B
28900511	\$3,986	0.00%	CK	R1B
28900538	\$2,283	0.00%	CK	R1B
28901259	\$5,304	0.00%	CK	ELE
28901593	\$9,204	0.00%	CK	JDH
4170003539	\$43,946	0.00%	CK	R1B
4170009684	\$0	0.00%	CK	R1B
4170009700	\$2,176	0.00%	CK	R1B
4170013934	\$0	0.00%	CK	JDH
4170023065	\$0	0.00%	CK	R1B
4170045332	\$8,757	0.00%	CK	T1G
4170800744	\$0	0.00%	TDSV	JDH
4170800751	\$0	0.00%	TDSV	JDH
4170801528	\$0	0.00%	TDSV	R1B
4170801536	\$0	0.00%	TDSV	R1B
4170802286	\$0	0.00%	TDSV	JDH
4170802294	\$0	0.00%	TDSV	JDH
4170802849	\$0	0.00%	TDSV	JDH
4170802856	\$0	0.00%	TDSV	JDH
4170803896	\$0	0.00%	TDSV	R1B
4170803904	\$0	0.00%	TDSV	R1B

11/3/2015 8:40:46 AM

4170804019	\$0	0.00%	TDSV	R1B
4170804142	\$0	0.00%	TDSV	R1B
4170804159	\$0	0.00%	TDSV	R1B
4170804415	\$0	0.00%	TDSV	T1G
4170804423	\$0	0.00%	TDSV	T1G
4170804761	\$7,500	0.00%	TDSV	T1G
4170804779	\$7,500	0.00%	TDSV	T1G
4170805073	\$0	0.00%	TDSV	T1G
4170805081	\$0	0.00%	TDSV	T1G
4170805198	\$8,000	1.05%	TDSV	JDH
4170805677	\$500,000	0.52%	TDSV	T1G
4170805685	\$500,000	0.52%	TDSV	T1G

Collateral Section:

<u>Description / LOC No.</u>	<u>Amount</u>	<u>Maturity Date</u>
Securities - Market Value	\$13,839,546	(See add'l report)

Pledge Report Summary:

Total Deposits	\$	9,757,618
Plus Additional Coverage (per Agreement)	\$	0
Total Collateral Needed	\$	9,757,618
Collateral Pledged	\$	13,839,546
FDIC Insurance	\$	250,000
Total Collateral Provided	\$	14,089,546
Total Public Funding Excess / (Needed)	\$	4,331,928

FUND NAME	CHECKING ACCOUNT	CHECKING AMOUNT	TDOA ACCOUNT	TDOA AMOUNT	FUND TOTAL
2016 001 GENERAL	TREAS FUND	3,550,187.25	TEXPOOL LOGIC STONE CERT DEPOS	5,016,834.40 5,523,766.73 2,003,255.88 1,750,000.00	17,844,044.26
2016 011 ROAD & BRIDGE 1	TREAS FUND	564,548.31	TEXPOOL LOGIC	413,408.25 517,398.90	1,495,355.46
2016 012 ROAD & BRIDGE 2	TREAS FUND	219,816.31	TEXPOOL LOGIC	86,913.07 136,132.79	442,862.17
2016 013 ROAD & BRIDGE 3	TREAS FUND	383,729.32	TEXPOOL LOGIC	408,851.67 508,297.05	1,300,878.04
2016 014 ROAD & BRIDGE 4	TREAS FUND	323,301.77	TEXPOOL LOGIC	401,229.91 441,765.63	1,166,297.31
2016 019 FM & LATERAL	TREAS FUND	632,072.40	TEXPOOL LOGIC	63,129.58 101,406.67	796,608.65
2016 020 TJPC	TREAS FUND	15,610.27-	TEXPOOL LOGIC	5,008.67 10,056.32	545.28-
2016 021 JUVENILE PROB-ISP	TREAS FUND	7,174.77	TEXPOOL LOGIC	4,796.64	11,971.41
2016 022 JUVENILE PROBATION	TREAS FUND	7,692.34	TEXPOOL		7,692.34
2016 023 JUVENILE PROB. IV-E	TREAS FUND	7,929.79	TEXPOOL LOGIC	6,021.88	13,951.67
2016 028 ADULT PROBATION	TREAS FUND	40,409.88	TEXPOOL LOGIC	38,654.14 195,235.84	274,299.86
2016 029 COMMUNITY CORRECTIONS	TREAS FUND	33,285.04	TEXPOOL LOGIC		33,285.04
2016 032 DISTRICT CLERK PRESERVATION	TREAS FUND	22,334.05	TEXPOOL LOGIC	10,019.17	32,353.22
2016 033 COUNTY/DISTRICT TECHNOLOGY	FTREAS FUND	4,899.93	TEXPOOL LOGIC	3,007.42	7,907.35
2016 034 COURT REPORTER	TREAS FUND	5,725.15	TEXPOOL LOGIC	12,163.76 30,071.87	47,960.78
2016 035 PERMANENT IMPROVEMENT	TREAS FUND	548,517.05	TEXPOOL LOGIC	630,919.36 792,263.45	1,971,699.86
2016 037 LAW ENFORCEMENT ED	TREAS FUND	7,842.69	TEXPOOL LOGIC	5,008.51 5,011.17	17,862.37
2016 038 JP TECH	TREAS FUND	8,519.97	TEXPOOL LOGIC	16,837.09	25,357.06
2016 040 LAW LIBRARY	TREAS FUND	32,430.53	TEXPOOL	26,472.78	

FUND NAME	CHECKING ACCOUNT	CHECKING AMOUNT	TDOA ACCOUNT	TDOA AMOUNT	FUND TOTAL
			LOGIC	55,122.55	114,025.86
2016 041 CC LIBRARY FUND	TREAS FUND	22,932.12	TEXPOOL LOGIC	22,182.47	45,114.59
2016 042 CC HISTORICAL COMM.	TREAS FUND	3,929.69			3,929.69
2016 043 JP COURTHOUSE SECURITY	TREAS FUND	8,433.98	TEXPOOL LOGIC	5,029.00	13,462.98
2016 044 COURTHOUSE SECURITY	TREAS FUND	136,145.02	TEXPOOL LOGIC	31,444.78 75,375.97	242,965.77
2016 045 FLOOD DAMAGE	TREAS FUND	17,742.00	TEXPOOL LOGIC		17,742.00
2016 046 CHAPTER 19	TREAS FUND		TEXPOOL		
2016 047 CC RECORDS MANAGEMENT	TREAS FUND	3,716.88	TEXPOOL		3,716.88
2016 048 COUNTY RECORDS MANAGEMENT	TREAS FUND	31,243.61	TEXPOOL LOGIC	109,542.51 155,341.78	296,127.90
2016 049 CC RECORDS PRESERVATION	TREAS FUND	58,493.79	TEXPOOL LOGIC	43,514.05 140,309.28	242,317.12
2016 050 DIST CLERK RECORDS MANAGEMENT	TREAS FUND	24,560.61	TEXPOOL LOGIC	15,031.22	39,591.83
2016 051 DISTRICT CLERK ARCHIVE	TREAS FUND	14,309.28	TEXPOOL LOGIC	4,008.70	18,317.98
2016 052 COUNTY CLERK ARCHIVE FEE	TREAS FUND	29,420.81	TEXPOOL LOGIC	19,434.40 60,118.87	108,974.08
2016 053 CA CHECK COLLECTING	TREAS FUND	4,008.04	TEXPOOL LOGIC	4,516.17	8,524.21
2016 054 DA CHECK COLLECTING	TREAS FUND	192.53	TEXPOOL		192.53
2016 056 DISTRICT ATTY FORFEITURE	TREAS FUND	97,167.32	TEXPOOL LOGIC	10,010.27 20,097.35	127,274.94
2016 057 D A SEIZURE FUND	TREAS FUND	51,948.56	TEXPOOL		51,948.56
2016 058 SHERIFF FORFEITURE	TREAS FUND	13,925.41	TEXPOOL LOGIC	57,562.37	71,487.78
2016 059 JAIL COMMISSARY	TREAS FUND	32,004.55	TEXPOOL LOGIC	10,010.27 48,095.10	90,109.92
2016 060 INTEREST & SINKING	TREAS FUND		TEXPOOL LOGIC		
2016 061 2004 GO REFUNDING DEBT SERVITREAS FUND	TREAS FUND	241,183.58	TEXPOOL LOGIC	375,194.42 332,732.12	949,110.12

FUND NAME	CHECKING ACCOUNT	CHECKING AMOUNT	TDOA ACCOUNT	TDOA AMOUNT	FUND TOTAL
2016 070 BOND FUND	TREAS FUND		TEXPOOL LOGIC		
2016 088 STATE FEES	TREAS FUND	174,320.31	TEXPOOL LOGIC	2,303.63 8,055.43	184,679.37
2016 090 OFFICER'S TRUST	TREAS FUND	61,671.68	TEXPOOL		61,671.68
2016 091 LIBRARY TRUST - LIDDELL	TREAS FUND	1,794.81	CERT DEPOS	15,000.00	16,794.81
2016 092 LIBRARY TRUST - ROSENSTEIN	TREAS FUND	3,127.41	CERT DEPOS	19,000.00	22,127.41
2016 098 PAYROLL CLEARING	PAYROLL	2,167,937.89			2,167,937.89
2016 100 CHILD ABUSE PREVENTION FUND	TREAS FUND	257.09	TEXPOOL		257.09
2016 101 PRETRIAL DIVERSION	TREAS FUND	7,154.00	TEXPOOL		7,154.00
		-----		-----	-----
TOTAL		9,592,427.25		20,802,971.31	30,395,398.56

CHECK ACCOUNT	CHECK
ACCOUNT BALANCE - TREAS FUND	7,424,489.36
ACCOUNT BALANCE - PAYROLL	2,167,937.89
	<hr/>
TOTAL	9,592,427.25

TDOA ACCOUNT	TDOA
ACCOUNT BALANCE - TEXPOOL	7,710,048.43
ACCOUNT BALANCE - LOGIC	9,305,667.00
ACCOUNT BALANCE - STONE	2,003,255.88
ACCOUNT BALANCE - CERT DEPOS	1,784,000.00
	<hr/>
TOTAL	20,802,971.31

ACCOUNT NAME	BEGINNING CASH BALANCE	CASH RECEIPTS	CASH DISBURSEMENTS	ENDING CASH BALANCE
2016 001 GENERAL				
CASH - GENERAL FUND	4,130,412.51	1,394,278.41	1,974,503.67-	3,550,187.25
CASH ON HAND	1,779.00	.00	.00	1,779.00
CASH INVESTED-TEXPOOL	5,016,422.62	411.78	.00	5,016,834.40
CASH INVESTED - LOGIC	5,522,999.65	767.08	.00	5,523,766.73
CASH INVESTED - STONE CASTLE	2,003,034.85	221.03	.00	2,003,255.88
T-BILLS - INVESTMENTS	.00	.00	.00	.00
CASH INVESTMENT-CD	1,750,000.00	.00	.00	1,750,000.00
FUND TOTALS	18,424,648.63	1,395,678.30	1,974,503.67-	17,845,823.26
2016 011 ROAD & BRIDGE 1				
CASH - ROAD & BRIDGE # 1	610,327.85	56,216.68	101,996.22-	564,548.31
CASH INVESTED	413,374.35	33.90	.00	413,408.25
CASH INVESTED - LOGIC	517,327.05	71.85	.00	517,398.90
T-BILL INVESTMENTS	.00	.00	.00	.00
FUND TOTALS	1,541,029.25	56,322.43	101,996.22-	1,495,355.46
2016 012 ROAD & BRIDGE 2				
CASH - ROAD & BRIDGE # 2	256,073.68	56,513.75	92,771.12-	219,816.31
CASH INVESTED	86,905.97	7.10	.00	86,913.07
CASH INVESTED - LOGIC	136,113.90	18.89	.00	136,132.79
T-BILL INVESTMENTS	.00	.00	.00	.00
FUND TOTALS	479,093.55	56,539.74	92,771.12-	442,862.17
2016 013 ROAD & BRIDGE 3				
CASH - ROAD & BRIDGE # 3	418,671.25	77,354.83	112,296.76-	383,729.32
CASH INVESTED	408,818.11	33.56	.00	408,851.67
CASH INVESTED - LOGIC	508,226.48	70.57	.00	508,297.05
T-BILL INVESTMENTS	.00	.00	.00	.00
FUND TOTALS	1,335,715.84	77,458.96	112,296.76-	1,300,878.04
2016 014 ROAD & BRIDGE 4				
CASH - ROAD & BRIDGE # 4	355,096.82	113,309.27	145,104.32-	323,301.77
CASH INVESTED	401,196.98	32.93	.00	401,229.91
CASH INVESTED - LOGIC	441,704.28	61.35	.00	441,765.63
T-BILL INVESTMENTS	.00	.00	.00	.00
FUND TOTALS	1,197,998.08	113,403.55	145,104.32-	1,166,297.31
2016 019 FM & LATERAL				
CASH - F M & LATERAL	631,745.63	326.77	.00	632,072.40
CASH INVESTED	63,124.37	5.21	.00	63,129.58
CASH INVESTED - LOGIC	101,392.57	14.10	.00	101,406.67
T-BILL INVESTMENT	.00	.00	.00	.00
FUND TOTALS	796,262.57	346.08	.00	796,608.65
2016 020 TJPC				
CASH - T.J.P.C.	7,473.17-	15,000.00	23,137.10-	15,610.27-
CASH INVESTED	10,007.87	.80	5,000.00-	5,008.67
CASH INVESTED - LOGIC	20,054.65	1.67	10,000.00-	10,056.32
FUND TOTALS	22,589.35	15,002.47	38,137.10-	545.28-
2016 021 JUVENILE PROB-ISP				
CASH - JUVENILE PROBATION	7,171.83	2.94	.00	7,174.77
INVESTMENTS	.00	.00	.00	.00
CASH INVESTED - LOGIC	4,795.99	.65	.00	4,796.64
FUND TOTALS	11,967.82	3.59	.00	11,971.41

ACCOUNT NAME	BEGINNING CASH BALANCE	CASH RECEIPTS	CASH DISBURSEMENTS	ENDING CASH BALANCE
2016 022 JUVENILE PROBATION				
CASH - JUV. PROB. DIV	7,479.26	213.08	.00	7,692.34
INVESTMENTS	.00	.00	.00	.00
FUND TOTALS	<u>7,479.26</u>	<u>213.08</u>	<u>.00</u>	<u>7,692.34</u>
2016 023 JUVENILE PROB. IV-E				
CASH - IV-E	7,926.54	3.25	.00	7,929.79
CASH INVESTED	.00	.00	.00	.00
CASH INVESTED - LOGIC	6,021.02	.86	.00	6,021.88
FUND TOTALS	<u>13,947.56</u>	<u>4.11</u>	<u>.00</u>	<u>13,951.67</u>
2016 028 ADULT PROBATION				
CASH - ADULT PROBATION	50,909.22	29,813.91	40,313.25-	40,409.88
CASH ON HAND	75.00	.00	.00	75.00
CASH INVESTED	38,650.96	3.18	.00	38,654.14
CASH INVESTED - LOGIC	195,208.72	27.12	.00	195,235.84
FUND TOTALS	<u>284,843.90</u>	<u>29,844.21</u>	<u>40,313.25-</u>	<u>274,374.86</u>
2016 029 COMMUNITY CORRECTIONS				
CASH - COMMUNITY CORRECTI	43,227.77	.00	9,942.73-	33,285.04
INVESTMENTS	.00	.00	.00	.00
CASH INVESTED - LOGIC	.00	.00	.00	.00
FUND TOTALS	<u>43,227.77</u>	<u>.00</u>	<u>9,942.73-</u>	<u>33,285.04</u>
2016 032 DISTRICT CLERK PRESERVATION				
CASH - DISTRICT CLERK PRESVATI	21,895.05	439.00	.00	22,334.05
INVESTMENTS	.00	.00	.00	.00
CASH INVESTED - LOGIC	10,017.75	1.42	.00	10,019.17
FUND TOTALS	<u>31,912.80</u>	<u>440.42</u>	<u>.00</u>	<u>32,353.22</u>
2016 033 COUNTY/DISTRICT TECHNOLOGY FUN				
CASH - COUNTY/DISTRICT TECH	4,680.35	219.58	.00	4,899.93
INVESTMENTS	.00	.00	.00	.00
CASH INVESTED - LOGIC	3,007.05	.37	.00	3,007.42
FUND TOTALS	<u>7,687.40</u>	<u>219.95</u>	<u>.00</u>	<u>7,907.35</u>
2016 034 COURT REPORTER				
CASH - COURT REPORTER FUND	7,179.36	797.55	2,251.76-	5,725.15
INVESTMENTS	12,162.77	.99	.00	12,163.76
CASH INVESTED - LOGIC	30,067.67	4.20	.00	30,071.87
FUND TOTALS	<u>49,409.80</u>	<u>802.74</u>	<u>2,251.76-</u>	<u>47,960.78</u>
2016 035 PERMANENT IMPROVEMENT				
CASH - PERMANENT IMPROVEM	541,449.41	12,667.64	5,600.00-	548,517.05
CASH INVESTED	630,867.56	51.80	.00	630,919.36
CASH INVESTED - LOGIC	792,153.43	110.02	.00	792,263.45
T-BILL INVESTMENTS	.00	.00	.00	.00
FUND TOTALS	<u>1,964,470.40</u>	<u>12,829.46</u>	<u>5,600.00-</u>	<u>1,971,699.86</u>
2016 037 LAW ENFORCEMENT ED				
CASH - LAW ENFORCEMENT ED	10,742.60	3.70	2,903.61-	7,842.69
CASH INVESTED	5,008.17	.34	.00	5,008.51
CASH INVESTED - LOGIC	5,010.51	.66	.00	5,011.17
FUND TOTALS	<u>20,761.28</u>	<u>4.70</u>	<u>2,903.61-</u>	<u>17,862.37</u>
2016 038 JP TECH				
CASH - J P TECH FUND	10,602.79	1,195.48	3,278.30-	8,519.97

ACCOUNT NAME	BEGINNING CASH BALANCE	CASH RECEIPTS	CASH DISBURSEMENTS	ENDING CASH BALANCE
INVESTMENTS	.00	.00	.00	.00
CASH INVESTED - LOGIC	16,834.72	2.37	.00	16,837.09
FUND TOTALS	27,437.51	1,197.85	3,278.30-	25,357.06
2016 040 LAW LIBRARY				
CASH - LAW LIBRARY	31,309.57	1,499.86	378.90-	32,430.53
CASH INVESTED	26,470.56	2.22	.00	26,472.78
CASH INVESTED - LOGIC	55,114.87	7.68	.00	55,122.55
FUND TOTALS	112,895.00	1,509.76	378.90-	114,025.86
2016 041 CC LIBRARY FUND				
CASH - COOKE COUNTY LIBRA	22,390.11	1,268.03	726.02-	22,932.12
CASH INVESTED	.00	.00	.00	.00
CASH INVESTED - LOGIC	22,179.40	3.07	.00	22,182.47
T-BILL INVESTMENTS	.00	.00	.00	.00
FUND TOTALS	44,569.51	1,271.10	726.02-	45,114.59
2016 042 CC HISTORICAL COMM.				
CASH - COOKE CO. HISTORIC	3,928.09	1.60	.00	3,929.69
FUND TOTALS	3,928.09	1.60	.00	3,929.69
2016 043 JP COURTHOUSE SECURITY				
CASH - JP COURTHOUSE SECURITY	8,187.02	295.16	48.20-	8,433.98
CASH INVESTED	.00	.00	.00	.00
CASH INVESTED - LOGIC	5,028.34	.66	.00	5,029.00
FUND TOTALS	13,215.36	295.82	48.20-	13,462.98
2016 044 COURTHOUSE SECURITY				
CASH - COURTHOUSE SECURIT	134,042.24	2,141.28	38.50-	136,145.02
CASH INVESTED	31,442.23	2.55	.00	31,444.78
CASH INVESTED - LOGIC	75,365.49	10.48	.00	75,375.97
FUND TOTALS	240,849.96	2,154.31	38.50-	242,965.77
2016 045 FLOOD DAMAGE				
CASH - FLOOD DAMAGE	17,742.00	.00	.00	17,742.00
CASH INVESTED - TEXPOOL	.00	.00	.00	.00
CASH INVESTED - LOGIC	.00	.00	.00	.00
FUND TOTALS	17,742.00	.00	.00	17,742.00
2016 046 CHAPTER 19				
CASH - CHAPTER 19	.00	.00	.00	.00
INVESTMENTS	.00	.00	.00	.00
FUND TOTALS	.00	.00	.00	.00
2016 047 CC RECORDS MANAGEMENT				
CASH - CC RECORDS MANAGEMENT	3,611.53	105.35	.00	3,716.88
INVESTMENTS - TEXPOOL	.00	.00	.00	.00
FUND TOTALS	3,611.53	105.35	.00	3,716.88
2016 048 COUNTY RECORDS MANAGEMENT				
CASH - RECORDS MANAGEMENT	29,536.50	1,707.11	.00	31,243.61
CASH INVESTED	109,533.52	8.99	.00	109,542.51
CASH INVESTED - LOGIC	155,320.22	21.56	.00	155,341.78
FUND TOTALS	294,390.24	1,737.66	.00	296,127.90
2016 049 CC RECORDS PRESERVATION				
CASH - RECORDS PRESERVATI	51,356.39	7,137.40	.00	58,493.79

ACCOUNT NAME	BEGINNING CASH BALANCE	CASH RECEIPTS	CASH DISBURSEMENTS	ENDING CASH BALANCE
INVESTMENTS	43,510.48	3.57	.00	43,514.05
CASH INVESTED - LOGIC	140,289.81	19.47	.00	140,309.28
FUND TOTALS	235,156.68	7,160.44	.00	242,317.12
2016 050 DIST CLERK RECORDS MANAGEMENT				
CASH - D C RECORDS MANAGEMENT	24,229.76	330.85	.00	24,560.61
CASH INVESTED	.00	.00	.00	.00
CASH INVESTED - LOGIC	15,029.12	2.10	.00	15,031.22
FUND TOTALS	39,258.88	332.95	.00	39,591.83
2016 051 DISTRICT CLERK ARCHIVE				
DISTRICT CLERK ARCHIVE	13,990.53	318.75	.00	14,309.28
INVESTMENTS	.00	.00	.00	.00
CASH INVESTED - LOGIC	4,008.12	.58	.00	4,008.70
FUND TOTALS	17,998.65	319.33	.00	18,317.98
2016 052 COUNTY CLERK ARCHIVE FEE				
CASH -RECORDS ARCHIVE	29,246.31	6,570.74	6,396.24-	29,420.81
INVESTMENTS	19,432.79	1.61	.00	19,434.40
CASH INVESTED - LOGIC	60,110.53	8.34	.00	60,118.87
FUND TOTALS	108,789.63	6,580.69	6,396.24-	108,974.08
2016 053 CA CHECK COLLECTING				
CASH - CHECK COLLECTING &	4,169.93	.00	161.89-	4,008.04
CASH INVESTED	.00	.00	.00	.00
CASH INVESTED - LOGIC	4,515.56	.61	.00	4,516.17
FUND TOTALS	8,685.49	.61	161.89-	8,524.21
2016 054 DA CHECK COLLECTING				
CASH - DA CHECK COLLECTING	192.53	.00	.00	192.53
CASH INVESTED	.00	.00	.00	.00
FUND TOTALS	192.53	.00	.00	192.53
2016 056 DISTRICT ATTY FORFEITURE				
CASH - D.A. FORFEITURE FU	100,630.23	591.26	4,054.17-	97,167.32
CASH INVESTED - TEXPOOL	10,009.41	.86	.00	10,010.27
CASH INVESTED - LOGIC	20,094.59	2.76	.00	20,097.35
FUND TOTALS	130,734.23	594.88	4,054.17-	127,274.94
2016 057 D A SEIZURE FUND				
CASH - SEIZURE-LAW	47,801.56	4,147.00	.00	51,948.56
INVESTMENTS	.00	.00	.00	.00
FUND TOTALS	47,801.56	4,147.00	.00	51,948.56
2016 058 SHERIFF FORFEITURE				
CASH- SHERIFF FORFEITURE	16,774.66	10.52	2,859.77-	13,925.41
INVESTMENTS	.00	.00	.00	.00
CASH INVESTED - LOGIC	57,554.39	7.98	.00	57,562.37
FUND TOTALS	74,329.05	18.50	2,859.77-	71,487.78
2016 059 JAIL COMMISSARY				
CASH - JAIL COMMISSARY	30,505.44	1,797.01	297.90-	32,004.55
CASH INVESTED - TEXPOOL	10,009.41	.86	.00	10,010.27
CASH INVESTED - LOGIC	48,088.41	6.69	.00	48,095.10
FUND TOTALS	88,603.26	1,804.56	297.90-	90,109.92
2016 060 INTEREST & SINKING				
CASH - INTEREST & SINKING	.00	.00	.00	.00

ACCOUNT NAME	BEGINNING CASH BALANCE	CASH RECEIPTS	CASH DISBURSEMENTS	ENDING CASH BALANCE
CASH INVESTED	.00	.00	.00	.00
CASH INVESTED - LOGIC	.00	.00	.00	.00
T-BILL INVESTMENTS	.00	.00	.00	.00
FUND TOTALS	.00	.00	.00	.00
2016 061 2004 GO REFUNDING DEBT SERVICE				
CASH - 2004 GO REFUNDING D/S	227,281.32	13,902.26	.00	241,183.58
CASH INVESTED	375,163.62	30.80	.00	375,194.42
CASH INVESTED - LOGIC	332,685.90	46.22	.00	332,732.12
T-BILL INVESTMENTS	.00	.00	.00	.00
FUND TOTALS	935,130.84	13,979.28	.00	949,110.12
2016 070 BOND FUND				
CASH - CONSTRUCTION FUND	.00	.00	.00	.00
CASH INVESTED	.00	.00	.00	.00
CASH INVESTED - LOGIC	.00	.00	.00	.00
FUND TOTALS	.00	.00	.00	.00
2016 088 STATE FEES				
CASH - STATE FEES	126,517.43	47,804.04	1.16-	174,320.31
CASH INVESTED	2,303.63	.00	.00	2,303.63
CASH INVESTED - LOGIC	8,054.27	1.16	.00	8,055.43
FUND TOTALS	136,875.33	47,805.20	1.16-	184,679.37
2016 090 OFFICER'S TRUST				
CASH-OFFICERS TRUST	61,671.68	.00	.00	61,671.68
CASH INVESTED	.00	.00	.00	.00
CASH INVESTED - LOGIC	.00	.00	.00	.00
FUND TOTALS	61,671.68	.00	.00	61,671.68
2016 091 LIBRARY TRUST - LIDDELL				
CASH-LIBRARY TRUST/LIDDELL	1,794.08	.73	.00	1,794.81
CD INVESTMENT	15,000.00	.00	.00	15,000.00
FUND TOTALS	16,794.08	.73	.00	16,794.81
2016 092 LIBRARY TRUST - ROSENSTEIN				
CASH-LIBRARY TRUST/ROSENSTEIN	3,126.14	1.27	.00	3,127.41
CD INVESTMENT	19,000.00	.00	.00	19,000.00
FUND TOTALS	22,126.14	1.27	.00	22,127.41
2016 098 PAYROLL CLEARING				
CASH - PAYROLL CLEARING	390,850.76	1,777,087.13	.00	2,167,937.89
INVESTMENTS	.00	.00	.00	.00
FUND TOTALS	390,850.76	1,777,087.13	.00	2,167,937.89
2016 100 CHILD ABUSE PREVENTION FUND				
CASH-CHILD ABUSE PREVENTION	252.99	4.10	.00	257.09
CASH INVESTED	.00	.00	.00	.00
FUND TOTALS	252.99	4.10	.00	257.09
2016 101 PRETRIAL DIVERSION				
CASH-PRETRIAL DIVERSION	7,154.00	.00	.00	7,154.00
CASH INVESTED	.00	.00	.00	.00
CASH INVESTED - LOGIC	.00	.00	.00	.00
FUND TOTALS	7,154.00	.00	.00	7,154.00
GRAND TOTALS	29,314,090.24	3,627,223.91	2,544,061.59-	30,397,252.56