

2016 APR 25 AM 11:13

CO. CLERK, REBECCA LAWSON
BY PN
DEPUTY

FINANCIAL REPORTS

March 2016


In accordance with Local Government Code 114.026, this affidavit states the current cash and reports in the custody of the county treasurer as of this date of March 31, 2016.



Jason Brinkley,
Cooke County Judge




Rebecca Lawson,
Cooke County Clerk




Gary Hollowell,
Commissioner Pct. #1



B. C. Lemons,
Commissioner Pct. #2



Al Smith,
Commission Pct. #3



Leon Klement,
Commissioner Pct. #4

AFFIDAVIT

STATE OF TEXAS

COUNTY OF COOKE


The members of the Commissioners' Court of Cooke County, Texas, state as follows:

The requirement of Subsection (C) of the Texas Local Government Code, §114.026 have been met for the term of **March 2016**. The amount of cash and other assets in the custody of the County Treasurer at the time of examination are:

Cash (includes on hand, money market accounts, and short term investments) \$ **37,522,058.26**.

Other Assets (long term investments) \$ 0.00.

Sworn to and subscribed this 25 day of April, 2016.



Jason Brinkley, Cooke County Judge




Gary Hollowell, Commissioner, Pct 1



B. C. Lemons, Commissioner, Pct 2



Al Smith, Commissioner, Pct 3



Leon Klement, Commissioner, Pct 4

ATTEST:



Rebecca Lawson, County Clerk



MONTHLY REPORT

MARCH 2016

PATTY BRENNAN

COOKE COUNTY TREASURER

PRIOR MONTH ENDING BANK STATEMENT BALANCE	\$368.93	
CLEARED DEPOSITS	\$1,425,568.23	5
CLEARED ADDITIONS	\$.00	
CLEARED CHECKS	\$584,200.27-	135
CLEARED DEDUCTIONS	<u>\$228,250.53-</u>	3

CURRENT MONTH ENDING BANK STATEMENT BALANCE \$613,486.36

CURRENT MONTH ENDING BANK STATEMENT BALANCE	\$613,486.36	
OUTSTANDING DEPOSITS	\$.00	
OUTSTANDING ADDITIONS	\$.00	
OUTSTANDING CHECKS	\$2,390.70-	9
OUTSTANDING DEDUCTIONS	<u>\$.00</u>	

RECONCILED BOOK BALANCE \$611,095.66

ENDING STATEMENT DATE 03/31/2016 CLERK: PB

PRIOR MONTH ENDING BANK STATEMENT BALANCE \$8,830,220.23
 CLEARED DEPOSITS \$1,282,590.28 272
 CLEARED ADDITIONS \$96,473.54 2
 CLEARED CHECKS \$2,495,087.42- 444
 CLEARED DEDUCTIONS \$5,730.18- 4

CURRENT MONTH ENDING BANK STATEMENT BALANCE \$7,708,466.45

CURRENT MONTH ENDING BANK STATEMENT BALANCE \$7,708,466.45
 OUTSTANDING DEPOSITS \$12,746.30 2
 OUTSTANDING ADDITIONS \$5.00
 OUTSTANDING CHECKS \$458,170.80- 583
 OUTSTANDING DEDUCTIONS \$5.00

RECONCILED BOOK BALANCE \$7,263,041.95

ENDING STATEMENT DATE 03/31/2016 CLERK: PB

Cooke County
Attn: Patty Brennan
101 S. Dixon Street
Gainesville, TX 76240

Depositor Statement

March 1, 2016 - March 31, 2016

Account #: 104791304900

Account at-a-Glance

Beginning Balance	2,004,428.51
+ Net Deposits	0.00
+ Net Accrued Interest ²	425.63
Ending Balance	2,004,854.14
Days In Period ⁴	31
Average Daily Balance ⁵	2,004,428.51
Net APY This Period ⁶	0.2500
Available Balance ⁷	2,004,428.51

Depositor Information

Website: www.ficaaccount.com
Support Center: (866) 343-5516

Account Transactions

Description	Date	Amount(USD\$)
No transactions in this period		

Bank Deposit Detail

Depository Bank	FDIC#	Balance(USD\$)
BankUnited National Association	58979	1,271.74
Bar Harbor Bank & Trust	11971	1,738.39
BofI Federal Bank	35546	230,845.49
Capital One National Association	4297	106,771.68
Celtic Bank	57056	1,074.63
Customers Bank	34444	71,133.07
Darien Rowayton Bank	58257	5,661.74
Farmers & Merchants Bank	13046	1,540.20
First American International Bank	35186	1,102.12
First Bank	12229	182,394.07
First Choice Bank	58471	97,622.46
First Internet Bank of Indiana	34607	5,434.22
First Virginia Community Bank	58696	6,485.31
Franklin Synergy Bank	58714	161,471.81
Hancock Bank	12441	204,738.17
Happy State Bank	10359	26,865.29
Hingham Institution for Savings	90211	9,015.31
Israel Discount Bank of New York	19977	45,722.27
MB Financial Bank N.A.	3628	2,304.57

Cooke County
Attn: Patty Brennan
101 S. Dixon Street
Gainesville, TX 76240

Depositor Statement

March 1, 2016 - March 31, 2016

Account #: 104791304900

Depository Bank	FDIC#	Balance(USD\$)
Merchants Bank of Indiana	8056	120,361.47
Meridian Bank	57777	13,031.62
North Shore Community Bank & Trust	33935	1,064.18
OneWest Bank FSB	58978	7,290.17
Pacific Mercantile Bank	34940	54,478.68
Pacific Trust Bank FSB	35498	105,626.43
Quontic Bank	57807	1,137.81
RBS Citizens National Association	57957	1,376.56
Signature Bank	57053	8,853.34
Southwest Bank	18812	7,035.38
TD Bank N.A.	18409	3,364.16
Texas Capital Bank National Association	34383	230,989.57
United Bank	32025	1,059.40
Veritex Community Bank	57665	1,041.60
ViewPoint Bank National Association	58006	36,869.48
WashingtonFirst Bank	57696	247,656.12
Aggregate Net Accrued Interest ³		425.63
Total		2,004,854.14

Disclosure Information

¹ The Federally Insured Cash Account (FICA) is not a member of the Federal Deposit Insurance Corporation (FDIC), but the banks in which your money is deposited are FDIC members. The FDIC is an independent agency of the U.S. government that protects the funds depositors place in FDIC insured institutions. FDIC deposit insurance is backed by the full faith and credit of the U.S. government.

² Net Accrued Interest is the estimated amount of your accrued interest earned for the current month less any FICA Fee with respect to such interest. Net Accrued Interest cannot be withdrawn from your account until it is credited to the account. There is no guarantee that you will receive the full amount as stated. Refer to the U.S. Bank Custodial Statement, provided via fcaaccount.com, for further details regarding interest earned and fees charged. Net Accrued Interest is for informational purposes only.

³ Aggregate Net Accrued Interest is the sum of the current month's Net Accrued Interest and any prior period Net Accrued Interest not yet paid.

⁴ Days In Period ("DIP") is the number of days in the period beginning on, and including the later of, the first day of the month or the business day your initial deposit is received by the FICA Custodian if received on or before 11:00AM EST or the business day immediately following if received after 11:00AM EST, and ending on, and including, the last day of the month. DIP does not include any date on which the balance is zero.

⁵ Average Daily Balance is the sum of your beginning balance plus any deposits less any withdrawals averaged across number of days in Days In Period.

⁶ Net APY This Period is the annualized yield that reflects the relationship between the net interest received plus any Net Accrued Interest and the Average Daily Balance for the statement period.

⁷ Available Balance reflects the amount that can be withdrawn as of the date of the statement. This balance is the Ending Balance less the Aggregate Net Accrued Interest amount.

We encourage you to compare the information provided in our statement with the U.S. Bank custody statement. You may access your U.S. Bank custody statement by calling 1-866-343-5516.

StoneCastle Cash Management, LLC is an SEC Registered Investment Advisor. StoneCastle Cash Management, LLC is an affiliate of StoneCastle Partners, LLC, a leading asset management and financial services company dedicated to investing and serving the community banking sector. Performance data shown represents past performance, and is no guarantee of future results. Rates may change without notice. Please read the Terms and Conditions relating to the FICA program for more complete information and the governing terms of the account. Review your statement for accuracy. If you have any questions regarding your account, contact a FICA representative. Registration with the SEC does not imply a particular level of skill or training.



Account Info

- » [Account Info](#)
 - [Average Daily Balance](#)
- » [Positions](#)
- » [Summary Statements](#)
- » [Detailed Activity](#)
- » [Manage Users](#)

Positions: Cooke County

FDIC #	Position	Current Balance
-	Accrued Interest	\$425.63
35498	Bank of California, NA	\$105,626.43
58979	BankUnited National Association	\$1,271.74
11971	Bar Harbor Bank & Trust	\$1,728.39
35546	Boji Federal Bank	\$230,845.49
4297	Capital One National Association	\$106,771.68
57056	Celtic Bank	\$1,074.63
34444	Customers Bank	\$71,133.07
58257	Darien Rowayton Bank	\$5,661.74
13046	Farmers & Merchants Bank	\$1,540.20
35186	First American International Bank	\$1,102.12
12229	First Bank	\$182,394.07
58471	First Choice Bank	\$97,622.46
34607	First Internet Bank of Indiana	\$5,434.22
58696	First Virginia Community Bank	\$6,485.31
58714	Franklin Synergy Bank	\$161,471.81
12441	Hancock Bank	\$204,739.17
10359	Happy State Bank	\$28,665.29
90211	Hingham Institution for Savings	\$9,015.31
19977	Israel Discount Bank of New York	\$45,722.27
3628	MB Financial Bank N.A.	\$2,304.57
8056	Merchants Bank of Indiana	\$120,361.47
57777	Meridian Bank	\$13,031.62
33935	North Shore Community Bank & Trust Company	\$1,064.18
58978	OneWest Bank FSB	\$7,290.17
34940	Pacific Mercantile Bank	\$54,478.66
57807	Quontic Bank	\$1,137.81
57957	RBS Citizens National Association	\$1,376.56
57053	Signature Bank	\$8,853.34
18812	Southwest Bank	\$7,035.38
18409	TD Bank N.A.	\$3,364.16
34383	Texas Capital Bank National Association	\$230,989.57
32025	United Bank	\$1,059.40
57665	Veritex Community Bank	\$1,041.60
58005	ViewPoint Bank National Association	\$36,869.48
57696	WashingtonFirst Bank	\$247,656.12
	TOTAL	\$2,004,864.14

Need Help? Contact Us.

We are here for you.
 Call us at (866) 343-5516,
 or email us at
clientservices@StoneCastle.com

INVESTMENTS-TEXPOOL
PATTY BRENNAN, COOKE COUNTY TREASURER
MARCH 2016

ACCT NAME	BALANCE FORWARD	DEPOSITS	WITH- DRAWALS	CURRENT INTEREST	ENDING BALANCE
GENERAL	\$ 6,023,118.84	\$ -	\$ -	\$ 1,674.24	\$ 6,024,793.08
R & B -1	\$ 513,722.39	\$ -	\$ -	\$ 142.81	\$ 513,865.20
R & B -2	\$ 216,993.73	\$ -	\$ -	\$ 60.33	\$ 217,054.06
R & B -3	\$ 484,149.37	\$ -	\$ -	\$ 134.59	\$ 484,283.96
R & B -4	\$ 401,516.88	\$ -	\$ -	\$ 111.63	\$ 401,628.51
FM & L	\$ 313,232.59	\$ -	\$ -	\$ 87.03	\$ 313,319.62
TJPC	\$ 5,012.31	\$ -	\$ -	\$ 1.39	\$ 5,013.70
ADULT PROB	\$ 88,701.33	\$ -	\$ -	\$ 24.70	\$ 88,726.03
COURT REP	\$ 12,172.46	\$ -	\$ -	\$ 3.39	\$ 12,175.85
PERM IMP	\$ 1,181,526.17	\$ -	\$ -	\$ 328.43	\$ 1,181,854.60
LAW ENFORCEMENT ED	\$ 5,012.15	\$ -	\$ -	\$ 1.39	\$ 5,013.54
LAW LIBRARY	\$ 26,491.74	\$ -	\$ -	\$ 7.36	\$ 26,499.10
C H SECURITY	\$ 56,483.61	\$ -	\$ -	\$ 15.68	\$ 56,499.29
REC MGMT	\$ 134,630.66	\$ -	\$ -	\$ 37.48	\$ 134,668.14
REC PRESV	\$ 43,545.18	\$ -	\$ -	\$ 12.15	\$ 43,557.33
ARCHIVE	\$ 19,448.29	\$ -	\$ -	\$ 5.40	\$ 19,453.69
DIST ATTY FORFEITURE	\$ 10,017.43	\$ -	\$ -	\$ 2.78	\$ 10,020.21
JAIL COMMISSARY	\$ 30,025.20	\$ -	\$ -	\$ 8.35	\$ 30,033.55
2004 GO-REFUNDING	\$ 325,460.75	\$ -	\$ -	\$ 90.45	\$ 325,551.20
TOTAL: TREAS FUND	\$ 9,891,261.08	\$ -	\$ -	\$ 2,749.58	\$ 9,894,010.66
YEAR - TO - DATE INTEREST	BAL FORWARD	CURRENT INT.	BALANCE		
	\$ 6,845.70	\$ 2,749.58	\$ 9,595.28		
AVG. YEILD FOR MARCH 2016	0.33%	MKT VALUE PER SHARE	\$ 1.00		

INVESTMENTS-LOGIC
PATTY BRENNAN, COOKE COUNTY TREASURER
MARCH 2016

ACCT NAME	BALANCE FORWARD	DEPOSITS	WITH- DRAWALS	CURRENT INTEREST	ENDING BALANCE
GENERAL	\$ 10,531,965.80	\$ -	\$ -	\$ 4,656.82	\$ 10,536,622.62
R & B -1	\$ 1,018,192.14	\$ -	\$ -	\$ 450.23	\$ 1,018,642.37
R & B -2	\$ 336,302.65	\$ -	\$ -	\$ 148.69	\$ 336,451.34
R & B -3	\$ 808,953.84	\$ -	\$ -	\$ 357.69	\$ 809,311.53
R & B -4	\$ 742,318.00	\$ -	\$ -	\$ 328.22	\$ 742,646.22
FM & L	\$ 401,747.55	\$ -	\$ -	\$ 177.64	\$ 401,925.19
TJPC	\$ 10,066.87	\$ -	\$ -	\$ 4.45	\$ 10,071.32
JUV-ISP	\$ 4,801.66	\$ -	\$ -	\$ 2.15	\$ 4,803.81
JUV-IVE	\$ 6,028.17	\$ -	\$ -	\$ 2.67	\$ 6,030.84
ADULT PROB	\$ 95,344.27	\$ -	\$ -	\$ 42.15	\$ 95,386.42
DIST CLK PRESERVATION	\$ 10,029.65	\$ -	\$ -	\$ 4.44	\$ 10,034.09
CTY/DIST TECH	\$ 3,010.57	\$ -	\$ -	\$ 1.28	\$ 3,011.85
COURT REP	\$ 30,103.41	\$ -	\$ -	\$ 13.32	\$ 30,116.73
PERM IMP	\$ 1,193,340.13	\$ -	\$ -	\$ 527.65	\$ 1,193,867.78
LAW ENFORCEMENT ED	\$ 5,016.43	\$ -	\$ -	\$ 2.20	\$ 5,018.63
JP-TECH	\$ 16,854.80	\$ -	\$ -	\$ 7.43	\$ 16,862.23
LAW LIBRARY	\$ 55,180.40	\$ -	\$ -	\$ 24.39	\$ 55,204.79
CC LIBRARY	\$ 22,205.76	\$ -	\$ -	\$ 9.82	\$ 22,215.58
JP-CH SECURITY	\$ 5,034.26	\$ -	\$ -	\$ 2.20	\$ 5,036.46
C H SECURITY	\$ 100,485.10	\$ -	\$ -	\$ 44.43	\$ 100,529.53
REC MGMT	\$ 130,471.99	\$ -	\$ -	\$ 57.67	\$ 130,529.66
REC PRESV	\$ 40,360.07	\$ -	\$ -	\$ 17.87	\$ 40,377.94
DIST CLK REC MGMT	\$ 15,047.02	\$ -	\$ -	\$ 6.67	\$ 15,053.69
DIST CLK ARCHIVE	\$ 4,012.92	\$ -	\$ -	\$ 1.82	\$ 4,014.74
ARCHIVE	\$ 35,157.83	\$ -	\$ -	\$ 15.54	\$ 35,173.37
CTY ATTY CHECK COLLECT	\$ 4,520.90	\$ -	\$ -	\$ 2.00	\$ 4,522.90
DIST ATTY FORFEITURE	\$ 20,118.44	\$ -	\$ -	\$ 8.89	\$ 20,127.33

INVESTMENTS-LOGIC
PATTY BRENNAN, COOKE COUNTY TREASURER
MARCH 2016

SHERIFF FORFEITURE	\$ 37,605.49	\$ -	\$ -	\$ 16.64	\$ 37,622.13
JAIL COMMISSARY	\$ 48,145.56	\$ -	\$ -	\$ 21.28	\$ 48,166.84
STATE FEES	\$ 8,063.93	\$ -	\$ -	\$ 3.58	\$ 8,067.51
2012 GO REFUNDING	\$ 383,112.17	\$ -	\$ -	\$ 169.40	\$ 383,281.57
TOTAL: TREAS FUND	<u>\$ 16,123,597.78</u>	<u>\$ -</u>	<u>\$ -</u>	<u>\$ 7,129.23</u>	<u>\$ 16,130,727.01</u>

YEAR - TO - DATE INTEREST	BAL FORWARD	CURRENT INT.	BALANCE
	\$ 14,223.32	\$ 7,129.23	\$ 21,352.55
AVG. YEILD FOR MARCH 2016	0.52%	MKT VALUE PER SHARE	\$ 1.00

C.D. INVESTMENTS

LANDMARK BANK

MARCH 2016

<u>C.D.#</u>	<u>PURCHASE DATE</u>	<u>AMOUNT</u>	<u>MAT. DATE</u>
GEN/4170805685	May 24, 2015	500,000.00	May 24, 2017
GEN/4170805677	May 24, 2015	500,000.00	May 24, 2017
Library - Liddell 4761	July 15, 2015	7,500.00	Jan 15, 2017
Library - Liddell 4779	July 15, 2015	7,500.00	Jan 15, 2017
Library - Rosenstein 5099	Jun 12, 2014	11,000.00	Sept 12, 2017
Library - Rosenstein 5198	Sept 16, 2014	8,000.00	Dec 16, 2017

INT. EARNED MONTHLY:

2-Gen CD's @ .52%
2-Liddell CD's @ .25%
2-Rosenstein CD's @ 1.05%

Interest is deposited into the Treasurer's Fund. The 2 Gen CDs' interest is deposited monthly, and the 4 Library's CDs' interest is deposited quarterly.

PROSPERITY BANK

GEN/14401708	Sept 17, 2015	250,000.00	Sept 17, 2017
--------------	---------------	------------	---------------

INT. EARNED MONTHLY:

Gen CD @ .50%

Interest accrues monthly and is deposited monthly with depository bank into the Treasurer's Fund.

C.D. INVESTMENTS

THE FIRST STATE BANK

MARCH 2016

<u>C.D.#</u>	<u>PURCHASE DATE</u>	<u>AMOUNT</u>	<u>MAT. DATE</u>
GEN/17445	Sept 17, 2015	250,000.00	Sept 17, 2017

INT. EARNED MONTHLY:

Gen CD @ .65%

Interest accrues monthly and is deposited monthly with depository bank into the Treasurer's Fund.

MUENSTER STATE BANK

GEN/2129	Sept 17, 2015	250,000.00	Sept 17, 2017
----------	---------------	------------	---------------

INT. EARNED MONTHLY:

Gen CD @ .75%

Interest accrues monthly and is deposited monthly with depository bank into the Treasurer's Fund.



EL CAMPO, TX

Pledge Security Listing

March 31, 2016



ID	CUSIP	Description	Safekeeping Location	Safekeeping Receipt	Coupon	Maturity Date	Call Date	Moody	S&P	Fitch	FASB115	Face Amount	Current Par	Current Book Value	Market Value	Gain(Loss)
COOKE COUNTY																
2047	3128MBNA1	FHLMC G12885	FHLB	x	5.00	06/01/2021		AAA	AA+	AAA	HTM	157,950	10,274.52	10,274.40	10,849.88	575.48
2107	31410G558	FNMA 889257	FHLB	x	5.00	04/01/2021		AAA	AA+	AAA	HTM	105,405	6,622.45	6,622.37	6,976.02	353.65
3643	3128MMQX4	FHLMC G18469	FHLB		2.00	06/01/2028		AAA	AA+	AAA	HTM	212,158	155,486.37	156,072.89	155,350.32	(722.57)
Total for COOKE COUNTY												475,513	172,383.34	172,969.66	173,176.22	206.56



PLEDGEE: COOKE COUNTY
100 S. DIXON
RM. 106

CYCLE DATE 03-15-2016
178M INSTITUTION ID: #J78M

GAINESVILLE TX 76240
HOLDER : 081500862 - LANDMARK BANK
ACCOUNT: 178M - *COOKE COUNTY
CUSIP # TRANSACTION ID
31394R1X8 FGRM 2754PD 11/15/32
0315 QMGBI001 007195
0315 QMGBI001 007211
0315 QMGBI002 002503
0315 QMGBI003 009729

11-15-32

RESP FRB:H1

PAR AMOUNT
25,000.00-
25,000.00-
25,000.00-
25,000.00-

CLOSING PAR BAL .00 BVF 0.0000000000

BOOK VALUE .00

CC3 PROD

AS OF CLOSE OF BUSINESS 03-31-2016

DISTRB PT 31

PLEDGEE: COOKE COUNTY 378M INSTITUTION ID: #378M
100 S. DIXON
RM. 106

GAINESVILLE TX 76240
HOLDER : 081500862 - LANDMARK BANK
ACCOUNT: 378M - *COOKE COUNTY
CUSIP #
31300LVH5 FMAR 848716 G 01-01-37
31337TX48 FGRA 23262Q 06/15/31 06-15-31
313378CR0 2.25 FHLB 22 KW 03-11-22
3136ACLE9 FNRM RC025BD R13F025 03-25-33
3136AKJK0 FNRM CL041CM R14F041 06-25-40
313781CT7 FGRM 4195LH 12/15/31 12-15-31
31392WB41 FGRM 2512PG 10/15/22 10-15-22
31394CHY5 FNRM CL016LE R05F016 07-25-33
31394H2Q3 FGRM 2662DH 08/15/23 08-15-23
31395HVM9 FGRA 2896BZ 11/15/34 11-15-34
31396ALL6 FGRM 3035DP 10/15/34 10-15-34
38374FZL7 GNRM 2004-24 ZM 04-20-34

RESP FRB:H1
BVF
0.5294436900
0.1606313600
1.0000000000
0.7199298400
0.8086893700
0.7505133600
0.2781463800
0.0684775200
0.7714176300
1.4990119200
0.0437753900
1.3615482011
SUBTOTAL:
GRAND TOTAL:

PAR BALANCE
200,000.00
300,000.00
8,000,000.00
1,400,000.00
1,000,000.00
600,000.00
400,000.00
1,100,000.00
1,200,000.00
200,000.00
2,100,000.00
700,000.00
17,200,000.00
17,200,000.00

BOOK VALUE
105,888.74
48,189.41
8,000,000.00
1,007,901.78
808,689.37
450,308.02
111,258.55
75,325.27
925,701.16
299,802.38
91,928.32
953,083.74
12,878,076.74
12,878,076.74

Pledge Inventory Report

Landmark Bank
Columbia, MO
FROM 3/1/2016 TO 3/31/2016

Customer ID: 5961
Report Date: 4/4/2016
PAS Rep: Vance Roe
Account Rep: Bob Fitzpatrick

Cusip	Description	Maturity Date	Intent	S&P	Market Price Dt	Original Face	Book Value
Ticket	Location Code/Name	Group	Coupon	Moody	Maturity (Yr)	Par	Market Value
Pledged: J7BM - COOKE COUNTY							
313378CR0	FED HOME LN BK	03/11/2022	AFS	AA+	3/31/2016	3,000,000.00	3,040,034.17
965653	FED - FEDERAL RESERVE BANK	AGY	2.25000	Aaa	5.95	3,000,000.00	3,117,599.94
313378CR0	FED HOME LN BK	03/11/2022	AFS	AA+	3/31/2016	5,000,000.00	5,069,703.35
956483	FED - FEDERAL RESERVE BANK	AGY	2.25000	Aaa	5.95	5,000,000.00	5,195,999.90
31300LVH5	FHLMC ARM POOL #8487	01/01/2037	AFS		3/31/2016	200,000.00	113,278.51
851172	FED - FEDERAL RESERVE BANK	MB3	2.59100		20.77	105,888.74	111,815.33
3133TTX48	fhlmc remic ser 2326	06/15/2031	AFS		3/31/2016	300,000.00	54,506.22
783451	FED - FEDERAL RESERVE BANK	MB4	6.50000	NR	15.22	48,189.41	54,390.84
3136ACLE9	FNM13025 BD	03/25/2033	AFS		3/31/2016	1,400,000.00	982,163.15
879680	FED - FEDERAL RESERVE BANK	MB4	2.00000	Nr	16.99	1,007,901.78	1,022,278.41
3136AKJK0	FNR 2014-41 CM	06/25/2040	AFS		3/31/2016	1,000,000.00	771,452.83
916714	FED - FEDERAL RESERVE BANK	MB4	1.50000	Nr	24.25	808,689.37	798,553.98
3137B1CT7	FHL4195 LH	12/15/2031	AFS		3/31/2016	600,000.00	434,309.92
882621	FED - FEDERAL RESERVE BANK	MB4	1.50000	Nr	15.72	450,308.02	446,592.13
31392WB41	FHL2512 PG	10/15/2022	AFS		3/31/2016	400,000.00	118,707.29
719835	FED - FEDERAL RESERVE BANK	MB4	5.50000	NR	6.55	111,258.55	121,138.05
31394CMY5	FNM05016 LE	07/25/2033	AFS		3/31/2016	1,100,000.00	75,512.95
733876	FED - FEDERAL RESERVE BANK	MB4	5.50000	NR	17.33	75,325.27	75,686.12
31394H2Q3	FHL2662 DH	08/15/2023	AFS		3/31/2016	1,200,000.00	987,354.50
887207	FED - FEDERAL RESERVE BANK	MB4	5.00000	NR	7.38	925,701.16	1,001,013.68
31395HVM9	FHL2896 BZ	11/15/2034	AFS		3/31/2016	200,000.00	328,237.48
856892	FED - FEDERAL RESERVE BANK	MB4	5.00000	Nr	18.64	299,802.38	330,310.05
31396ALL6	FHL3035 DP	10/15/2034	AFS		3/31/2016	2,100,000.00	92,672.12
746903	FED - FEDERAL RESERVE BANK	MB4	5.50000	NR	18.55	91,928.32	93,037.83
38374F2L7	GNM04024 ZM	04/20/2034	AFS		3/31/2016	700,000.00	1,057,492.91
844136	FED - FEDERAL RESERVE BANK	MB4	5.00000	Nr	18.07	953,083.74	1,055,551.88

This report reflects information submitted to us by the customer. It is not intended to be used as the official record of safekeeping location and/or pledged holdings. This information should be provided by the customer's safekeeper.

Pledge Inventory Report

Landmark Bank
Columbia, MO
FROM 3/1/2016 TO 3/31/2016

Customer ID: 5961
Report Date: 4/4/2016
PAS Rep: Vance Roe
Account Rep: Bob Fitzpatrick

Cusip	Description	Maturity Date	Intent	S&P	Market Price Dt	Original Face	Book Value	
Ticket	Location Code/Name	Group	Coupon	Moody	Maturity (Yr)	Par	Market Value	
13	Total Pledged: J7BM - COOKE COUNTY						17,200,000.00	13,125,425.40
						12,878,076.74	13,423,968.14	

This report reflects information submitted to us by the customer. It is not intended to be used as the official record of safekeeping location and/or pledged holdings. This information should be provided by the customer's safekeeper.

Landmark Bank, N.A.
 Cooke County
 As of: Thursday, March 31, 2016

Detail Section:

<u>Account No.</u>	<u>Balance</u>	<u>Int Rate</u>	<u>Type</u>	<u>Officer</u>
28002408	\$0	0.00%	TDSV	R1B
28002416	\$0	0.00%	TDSV	R1B
28900090	\$613,486	0.00%	CK	R1B
28900287	\$7,708,466	0.42%	CK	R1B
28900325	\$15,500	0.00%	CK	R1B
28900333	\$0	0.00%	CK	R1B
28900341	\$0	0.00%	CK	R1B
28900368	\$126,285	0.42%	CK	R1B
28900376	\$130,481	0.00%	CK	R1B
28900384	\$0	0.00%	CK	R1B
28900392	\$1,488	0.00%	CK	R1B
28900406	\$50,778	0.00%	CK	R1B
28900414	\$3,030	0.00%	CK	R1B
28900422	\$0	0.00%	CK	R1B
28900449	\$475,721	0.00%	CK	R1B
28900457	\$0	0.00%	CK	R1B
28900465	\$0	0.00%	CK	R1B
28900481	\$439,501	0.00%	CK	R1B
28900511	\$1,569	0.00%	CK	R1B
28900538	\$1,699	0.00%	CK	R1B
28901259	\$4,691	0.00%	CK	ELE
28901593	\$5,420	0.00%	CK	JDH
4170003539	\$58,369	0.00%	CK	R1B
4170009684	\$0	0.00%	CK	R1B
4170009700	\$4,608	0.00%	CK	R1B
4170013934	\$0	0.00%	CK	JDH
4170023065	\$0	0.00%	CK	R1B
4170045332	\$15,088	0.00%	CK	T1G
4170049177	\$500	0.00%	CK	T1G
4170800744	\$0	0.00%	TDSV	JDH
4170800751	\$0	0.00%	TDSV	JDH
4170801528	\$0	0.00%	TDSV	R1B
4170801536	\$0	0.00%	TDSV	R1B
4170802286	\$0	0.00%	TDSV	JDH
4170802294	\$0	0.00%	TDSV	JDH
4170802849	\$0	0.00%	TDSV	JDH
4170802856	\$0	0.00%	TDSV	JDH
4170803896	\$0	0.00%	TDSV	R1B

4/4/2016 8:55:27 AM

4170803904	\$0	0.00%	TDSV	R1B
4170804019	\$0	0.00%	TDSV	R1B
4170804142	\$0	0.00%	TDSV	R1B
4170804159	\$0	0.00%	TDSV	R1B
4170804415	\$0	0.00%	TDSV	T1G
4170804423	\$0	0.00%	TDSV	T1G
4170804761	\$7,500	0.25%	TDSV	T1G
4170804779	\$7,500	0.25%	TDSV	T1G
4170805073	\$0	0.00%	TDSV	T1G
4170805081	\$0	0.00%	TDSV	T1G
4170805198	\$8,000	1.05%	TDSV	JDH
4170805677	\$500,000	0.52%	TDSV	T1G
4170805685	\$500,000	0.52%	TDSV	T1G

Collateral Section:

<u>Description / LOC No.</u>	<u>Amount</u>	<u>Maturity Date</u>
Securities - Market Value	\$13,423,968	(See add'l report)

Pledge Report Summary:

Total Deposits	\$	10,679,680
Plus Additional Coverage (per Agreement)	\$	0
Total Collateral Needed	\$	<u>10,679,680</u>
Collateral Pledged	\$	13,423,968
FDIC Insurance	\$	250,000
Total Collateral Provided	\$	<u>13,673,968</u>
Total Public Funding Excess / (Needed)	\$	<u>2,994,288</u>

FUND NAME	CHECKING ACCOUNT	CHECKING AMOUNT	TDOA ACCOUNT	TDOA AMOUNT	FUND TOTAL
2016 001 GENERAL	TREAS FUND	3,551,614.41	TEXPOOL LOGIC STONE CERT DEPOS	6,024,793.08 10,536,622.62 2,004,854.14 1,750,000.00	23,867,884.25
2016 011 ROAD & BRIDGE 1	TREAS FUND	605,979.17	TEXPOOL LOGIC	513,865.20 1,018,642.37	2,138,486.74
2016 012 ROAD & BRIDGE 2	TREAS FUND	635,955.05	TEXPOOL LOGIC	217,054.06 336,451.34	1,189,460.45
2016 013 ROAD & BRIDGE 3	TREAS FUND	585,243.66	TEXPOOL LOGIC	484,283.96 809,311.53	1,878,839.15
2016 014 ROAD & BRIDGE 4	TREAS FUND	553,203.44	TEXPOOL LOGIC	401,628.51 742,646.22	1,697,478.17
2016 019 FM & LATERAL	TREAS FUND	85,712.55	TEXPOOL LOGIC	313,319.62 401,925.19	800,957.36
2016 020 TJPC	TREAS FUND	21,954.36	TEXPOOL LOGIC	5,013.70 10,071.32	37,039.38
2016 021 JUVENILE PROB-ISP	TREAS FUND	7,184.46	TEXPOOL LOGIC	4,803.81	11,988.27
2016 022 JUVENILE PROBATION	TREAS FUND	9,093.34	TEXPOOL		9,093.34
2016 023 JUVENILE PROB. IV-E	TREAS FUND	7,940.50	TEXPOOL LOGIC	6,030.84	13,971.34
2016 028 ADULT PROBATION	TREAS FUND	122,588.71	TEXPOOL LOGIC	88,726.03 95,386.42	306,701.16
2016 029 COMMUNITY CORRECTIONS	TREAS FUND	25,390.50	TEXPOOL LOGIC		25,390.50
2016 031 CONTRACT ELECTIONS	TREAS FUND		TEXPOOL LOGIC		
2016 032 DISTRICT CLERK PRESERVATION	TREAS FUND	24,483.75	TEXPOOL LOGIC	10,034.09	34,517.84
2016 033 COUNTY/DISTRICT TECHNOLOGY	TREAS FUND	4,230.27	TEXPOOL LOGIC	3,011.85	7,242.12
2016 034 COURT REPORTER	TREAS FUND	7,776.71	TEXPOOL LOGIC	12,175.85 30,116.73	50,069.29
2016 035 PERMANENT IMPROVEMENT	TREAS FUND	129,423.12	TEXPOOL LOGIC	1,181,854.60 1,193,867.78	2,505,145.50
2016 037 LAW ENFORCEMENT ED	TREAS FUND	8,214.94	TEXPOOL LOGIC	5,013.54 5,018.63	18,247.11
2016 038 JP TECH	TREAS FUND	11,614.34	TEXPOOL		

FUND NAME	CHECKING ACCOUNT	CHECKING AMOUNT	TDOA ACCOUNT	TDOA AMOUNT	FUND TOTAL
			LOGIC	16,862.23	28,476.57
2016 040 LAW LIBRARY	TREAS FUND	37,416.38	TEXPOOL LOGIC	26,499.10 55,204.79	119,120.27
2016 041 CC LIBRARY FUND	TREAS FUND	27,823.83	TEXPOOL LOGIC	22,215.58	50,039.41
2016 042 CC HISTORICAL COMM.	TREAS FUND	4,065.00			4,065.00
2016 043 JP COURTHOUSE SECURITY	TREAS FUND	10,017.15	TEXPOOL LOGIC	5,036.46	15,053.61
2016 044 COURTHOUSE SECURITY	TREAS FUND	73,550.19	TEXPOOL LOGIC	56,499.29 100,529.53	230,579.01
2016 045 FLOOD DAMAGE	TREAS FUND	17,742.00	TEXPOOL LOGIC		17,742.00
2016 046 CHAPTER 19	TREAS FUND		TEXPOOL		
2016 047 CC RECORDS MANAGEMENT	TREAS FUND	4,256.52	TEXPOOL		4,256.52
2016 048 COUNTY RECORDS MANAGEMENT	TREAS FUND	40,290.06	TEXPOOL LOGIC	134,668.14 130,529.66	305,487.86
2016 049 CC RECORDS PRESERVATION	TREAS FUND	59,554.03	TEXPOOL LOGIC	43,557.33 40,377.94	143,489.30
2016 050 DIST CLERK RECORDS MANAGEMENT	TREAS FUND	26,193.93	TEXPOOL LOGIC	15,053.69	41,247.62
2016 051 DISTRICT CLERK ARCHIVE	TREAS FUND	15,984.79	TEXPOOL LOGIC	4,014.74	19,999.53
2016 052 COUNTY CLERK ARCHIVE FEE	TREAS FUND	56,205.61	TEXPOOL LOGIC	19,453.69 35,173.37	110,832.67
2016 053 CA CHECK COLLECTING	TREAS FUND	3,232.10	TEXPOOL LOGIC	4,522.90	7,755.00
2016 054 DA CHECK COLLECTING	TREAS FUND	.34	TEXPOOL		.34
2016 056 DISTRICT ATTY FORFEITURE	TREAS FUND	90,084.73	TEXPOOL LOGIC	10,020.21 20,127.33	120,232.27
2016 057 D A SEIZURE FUND	TREAS FUND	46,576.65	TEXPOOL		46,576.65
2016 058 SHERIFF FORFEITURE	TREAS FUND	13,415.57	TEXPOOL LOGIC	37,622.13	51,037.70
2016 059 JAIL COMMISSARY	TREAS FUND	16,725.03	TEXPOOL LOGIC	30,033.55 48,166.84	94,925.42
2016 060 INTEREST & SINKING	TREAS FUND		TEXPOOL LOGIC		

FUND NAME	CHECKING ACCOUNT	CHECKING AMOUNT	TDOA ACCOUNT	TDOA AMOUNT	FUND TOTAL
2016 061 2004 GO REFUNDING DEBT SERVIC	TREAS FUND	158,742.97	TEXPOOL LOGIC	325,551.20 383,281.57	867,575.74
2016 070 BOND FUND	TREAS FUND		TEXPOOL LOGIC		
2016 088 STATE FEES	TREAS FUND	171,529.29	TEXPOOL LOGIC	8,067.51	179,596.80
2016 090 OFFICER'S TRUST	TREAS FUND	61,671.68	TEXPOOL		61,671.68
2016 091 LIBRARY TRUST - LIDDELL	TREAS FUND	1,816.01	CERT DEPOS	15,000.00	16,816.01
2016 092 LIBRARY TRUST - ROSENSTEIN	TREAS FUND	3,231.06	CERT DEPOS	19,000.00	22,231.06
2016 098 PAYROLL CLEARING	PAYROLL	2,713,537.62			2,713,537.62
2016 100 CHILD ABUSE PREVENTION FUND	TREAS FUND	268.08	TEXPOOL		268.08
2016 101 PRETRIAL DIVERSION	TREAS FUND	8,554.00	TEXPOOL		8,554.00
		-----		-----	-----
TOTAL		10,060,087.90		29,813,591.81	39,873,679.71

CHECK ACCOUNT	CHECK
ACCOUNT BALANCE - TREAS FUND	7,346,550.28
ACCOUNT BALANCE - PAYROLL	2,713,537.62
	<hr/>
TOTAL	10,060,087.90

TDOA ACCOUNT	TDOA
ACCOUNT BALANCE - TEXPOOL	9,894,010.66
ACCOUNT BALANCE - LOGIC	16,130,727.01
ACCOUNT BALANCE - STONE	2,004,854.14
ACCOUNT BALANCE - CERT DEPOS	1,784,000.00
	<hr/>
TOTAL	29,813,591.81

ACCOUNT NAME	BEGINNING CASH BALANCE	CASH RECEIPTS	CASH DISBURSEMENTS	ENDING CASH BALANCE
2016 001 GENERAL				
CASH - GENERAL FUND	4,493,119.57	869,221.55	1,810,726.71-	3,551,614.41
CASH ON HAND	1,779.00	.00	.00	1,779.00
CASH INVESTED-TEXPOOL	6,023,118.84	1,674.24	.00	6,024,793.08
CASH INVESTED - LOGIC	10,531,965.80	4,656.82	.00	10,536,622.62
CASH INVESTED - STONE CASTLE	2,004,428.51	425.63	.00	2,004,854.14
T-BILLS - INVESTMENTS	.00	.00	.00	.00
CASH INVESTMENT-CD	1,750,000.00	.00	.00	1,750,000.00
FUND TOTALS	24,804,411.72	875,978.24	1,810,726.71-	23,869,663.25
2016 011 ROAD & BRIDGE 1				
CASH - ROAD & BRIDGE # 1	682,177.93	54,326.83	130,525.59-	605,979.17
CASH INVESTED	513,722.39	142.81	.00	513,865.20
CASH INVESTED - LOGIC	1,018,192.14	450.23	.00	1,018,642.37
T-BILL INVESTMENTS	.00	.00	.00	.00
FUND TOTALS	2,214,092.46	54,919.87	130,525.59-	2,138,486.74
2016 012 ROAD & BRIDGE 2				
CASH - ROAD & BRIDGE # 2	741,026.25	85,413.10	190,484.30-	635,955.05
CASH INVESTED	216,993.73	60.33	.00	217,054.06
CASH INVESTED - LOGIC	336,302.65	148.69	.00	336,451.34
T-BILL INVESTMENTS	.00	.00	.00	.00
FUND TOTALS	1,294,322.63	85,622.12	190,484.30-	1,189,460.45
2016 013 ROAD & BRIDGE 3				
CASH - ROAD & BRIDGE # 3	726,203.67	67,479.98	208,439.99-	585,243.66
CASH INVESTED	484,149.37	134.59	.00	484,283.96
CASH INVESTED - LOGIC	808,953.84	357.69	.00	809,311.53
T-BILL INVESTMENTS	.00	.00	.00	.00
FUND TOTALS	2,019,306.88	67,972.26	208,439.99-	1,878,839.15
2016 014 ROAD & BRIDGE 4				
CASH - ROAD & BRIDGE # 4	657,884.32	55,603.33	160,284.21-	553,203.44
CASH INVESTED - TEXPOOL	401,516.88	111.63	.00	401,628.51
CASH INVESTED - LOGIC	742,318.00	328.22	.00	742,646.22
T-BILL INVESTMENTS	.00	.00	.00	.00
FUND TOTALS	1,801,719.20	56,043.18	160,284.21-	1,697,478.17
2016 019 FM & LATERAL				
CASH - F M & LATERAL	85,654.51	75.00	16.96-	85,712.55
CASH INVESTED	313,232.59	87.03	.00	313,319.62
CASH INVESTED - LOGIC	401,747.55	177.64	.00	401,925.19
T-BILL INVESTMENT	.00	.00	.00	.00
FUND TOTALS	800,634.65	339.67	16.96-	800,957.36
2016 020 TJPC				
CASH - T.J.P.C.	10,366.91	50,133.00	38,545.55-	21,954.36
CASH INVESTED	5,012.31	1.39	.00	5,013.70
CASH INVESTED - LOGIC	10,066.87	4.45	.00	10,071.32
FUND TOTALS	25,446.09	50,138.84	38,545.55-	37,039.38
2016 021 JUVENILE PROB-ISP				
CASH - JUVENILE PROBATION	7,184.46	.00	.00	7,184.46
INVESTMENTS	.00	.00	.00	.00
CASH INVESTED - LOGIC	4,801.66	2.15	.00	4,803.81
FUND TOTALS	11,986.12	2.15	.00	11,988.27

ACCOUNT NAME	BEGINNING CASH BALANCE	CASH RECEIPTS	CASH DISBURSEMENTS	ENDING CASH BALANCE
2016 022 JUVENILE PROBATION				
CASH - JUV. PROB. DIV	8,783.34	310.00	.00	9,093.34
INVESTMENTS	.00	.00	.00	.00
FUND TOTALS	<u>8,783.34</u>	<u>310.00</u>	<u>.00</u>	<u>9,093.34</u>
2016 023 JUVENILE PROB. IV-E				
CASH - IV-E	7,940.50	.00	.00	7,940.50
CASH INVESTED	.00	.00	.00	.00
CASH INVESTED - LOGIC	<u>6,028.17</u>	<u>2.67</u>	<u>.00</u>	<u>6,030.84</u>
FUND TOTALS	<u>13,968.67</u>	<u>2.67</u>	<u>.00</u>	<u>13,971.34</u>
2016 028 ADULT PROBATION				
CASH - ADULT PROBATION	104,126.06	48,527.25	30,064.60-	122,588.71
CASH ON HAND	75.00	.00	.00	75.00
CASH INVESTED - TEXPOOL	88,701.33	24.70	.00	88,726.03
CASH INVESTED - LOGIC	<u>95,344.27</u>	<u>42.15</u>	<u>.00</u>	<u>95,386.42</u>
FUND TOTALS	<u>288,246.66</u>	<u>48,594.10</u>	<u>30,064.60-</u>	<u>306,776.16</u>
2016 029 COMMUNITY CORRECTIONS				
CASH - COMMUNITY CORRECTI	18,775.88	15,788.00	9,173.38-	25,390.50
INVESTMENTS	.00	.00	.00	.00
CASH INVESTED - LOGIC	<u>.00</u>	<u>.00</u>	<u>.00</u>	<u>.00</u>
FUND TOTALS	<u>18,775.88</u>	<u>15,788.00</u>	<u>9,173.38-</u>	<u>25,390.50</u>
2016 031 CONTRACT ELECTIONS				
CASH - CONTRACT ELECTIONS	.00	.00	.00	.00
CASH INVESTED - TEXPOOL	.00	.00	.00	.00
CASH INVESTED - LOGIC	<u>.00</u>	<u>.00</u>	<u>.00</u>	<u>.00</u>
FUND TOTALS	<u>.00</u>	<u>.00</u>	<u>.00</u>	<u>.00</u>
2016 032 DISTRICT CLERK PRESERVATION				
CASH - DISTRICT CLERK PRESVATI	24,015.75	468.00	.00	24,483.75
INVESTMENTS	.00	.00	.00	.00
CASH INVESTED - LOGIC	<u>10,029.65</u>	<u>4.44</u>	<u>.00</u>	<u>10,034.09</u>
FUND TOTALS	<u>34,045.40</u>	<u>472.44</u>	<u>.00</u>	<u>34,517.84</u>
2016 033 COUNTY/DISTRICT TECHNOLOGY FUN				
CASH - COUNTY/DISTRICT TECH	5,072.24	258.01	1,099.98-	4,230.27
INVESTMENTS	.00	.00	.00	.00
CASH INVESTED - LOGIC	<u>3,010.57</u>	<u>1.28</u>	<u>.00</u>	<u>3,011.85</u>
FUND TOTALS	<u>8,082.81</u>	<u>259.29</u>	<u>1,099.98-</u>	<u>7,242.12</u>
2016 034 COURT REPORTER				
CASH - COURT REPORTER FUND	7,563.11	780.00	566.40-	7,776.71
INVESTMENTS	12,172.46	3.39	.00	12,175.85
CASH INVESTED - LOGIC	<u>30,103.41</u>	<u>13.32</u>	<u>.00</u>	<u>30,116.73</u>
FUND TOTALS	<u>49,838.98</u>	<u>796.71</u>	<u>566.40-</u>	<u>50,069.29</u>
2016 035 PERMANENT IMPROVEMENT				
CASH - PERMANENT IMPROVEM	215,281.14	14,141.98	100,000.00-	129,423.12
CASH INVESTED	1,181,526.17	328.43	.00	1,181,854.60
CASH INVESTED - LOGIC	1,193,340.13	527.65	.00	1,193,867.78
T-BILL INVESTMENTS	<u>.00</u>	<u>.00</u>	<u>.00</u>	<u>.00</u>
FUND TOTALS	<u>2,590,147.44</u>	<u>14,998.06</u>	<u>100,000.00-</u>	<u>2,505,145.50</u>
2016 037 LAW ENFORCEMENT ED				
CASH - LAW ENFORCEMENT ED	932.40	8,771.31	1,488.77-	8,214.94

ACCOUNT NAME	BEGINNING CASH BALANCE	CASH RECEIPTS	CASH DISBURSEMENTS	ENDING CASH BALANCE
CASH INVESTED	5,012.15	1.39	.00	5,013.54
CASH INVESTED - LOGIC	5,016.43	2.20	.00	5,018.63
FUND TOTALS	10,960.98	8,774.90	1,488.77-	18,247.11
2016 038 JP TECH				
CASH - J P TECH FUND	10,844.36	1,765.68	995.70-	11,614.34
INVESTMENTS	.00	.00	.00	.00
CASH INVESTED - LOGIC	16,854.80	7.43	.00	16,862.23
FUND TOTALS	27,699.16	1,773.11	995.70-	28,476.57
2016 040 LAW LIBRARY				
CASH - LAW LIBRARY	36,409.23	1,405.00	397.85-	37,416.38
CASH INVESTED	26,491.74	7.36	.00	26,499.10
CASH INVESTED - LOGIC	55,180.40	24.39	.00	55,204.79
FUND TOTALS	118,081.37	1,436.75	397.85-	119,120.27
2016 041 CC LIBRARY FUND				
CASH - COOKE COUNTY LIBRA	26,959.47	1,555.30	690.94-	27,823.83
CASH INVESTED	.00	.00	.00	.00
CASH INVESTED - LOGIC	22,205.76	9.82	.00	22,215.58
T-BILL INVESTMENTS	.00	.00	.00	.00
FUND TOTALS	49,165.23	1,565.12	690.94-	50,039.41
2016 042 CC HISTORICAL COMM.				
CASH - COOKE CO. HISTORIC	4,065.00	.00	.00	4,065.00
FUND TOTALS	4,065.00	.00	.00	4,065.00
2016 043 JP COURTHOUSE SECURITY				
CASH - JP COURTHOUSE SECURITY	9,631.93	433.42	48.20-	10,017.15
CASH INVESTED	.00	.00	.00	.00
CASH INVESTED - LOGIC	5,034.26	2.20	.00	5,036.46
FUND TOTALS	14,666.19	435.62	48.20-	15,053.61
2016 044 COURTHOUSE SECURITY				
CASH - COURTHOUSE SECURIT	70,818.19	2,732.00	.00	73,550.19
CASH INVESTED	56,483.61	15.68	.00	56,499.29
CASH INVESTED - LOGIC	100,485.10	44.43	.00	100,529.53
FUND TOTALS	227,786.90	2,792.11	.00	230,579.01
2016 045 FLOOD DAMAGE				
CASH - FLOOD DAMAGE	17,742.00	.00	.00	17,742.00
CASH INVESTED - TEXPOOL	.00	.00	.00	.00
CASH INVESTED - LOGIC	.00	.00	.00	.00
FUND TOTALS	17,742.00	.00	.00	17,742.00
2016 046 CHAPTER 19				
CASH - CHAPTER 19	.00	.00	.00	.00
INVESTMENTS	.00	.00	.00	.00
FUND TOTALS	.00	.00	.00	.00
2016 047 CC RECORDS MANAGEMENT				
CASH - CC RECORDS MANAGEMENT	4,127.58	128.94	.00	4,256.52
INVESTMENTS - TEXPOOL	.00	.00	.00	.00
FUND TOTALS	4,127.58	128.94	.00	4,256.52
2016 048 COUNTY RECORDS MANAGEMENT				
CASH - RECORDS MANAGEMENT	38,330.91	1,959.15	.00	40,290.06

ACCOUNT NAME	BEGINNING CASH BALANCE	CASH RECEIPTS	CASH DISBURSEMENTS	ENDING CASH BALANCE
CASH INVESTED - TEXPOOL	134,630.66	37.48	.00	134,668.14
CASH INVESTED - LOGIC	130,471.99	57.67	.00	130,529.66
FUND TOTALS	303,433.56	2,054.30	.00	305,487.86
2016 049 CC RECORDS PRESERVATION				
CASH - RECORDS PRESERVATI	50,862.03	8,692.00	.00	59,554.03
CASH INVESTED -TEXPOOL	43,545.18	12.15	.00	43,557.33
CASH INVESTED - LOGIC	40,360.07	17.87	.00	40,377.94
FUND TOTALS	134,767.28	8,722.02	.00	143,489.30
2016 050 DIST CLERK RECORDS MANAGEMENT				
CASH - D C RECORDS MANAGEMENT	25,870.76	323.17	.00	26,193.93
CASH INVESTED	.00	.00	.00	.00
CASH INVESTED - LOGIC	15,047.02	6.67	.00	15,053.69
FUND TOTALS	40,917.78	329.84	.00	41,247.62
2016 051 DISTRICT CLERK ARCHIVE				
DISTRICT CLERK ARCHIVE	15,629.79	355.00	.00	15,984.79
INVESTMENTS	.00	.00	.00	.00
CASH INVESTED - LOGIC	4,012.92	1.82	.00	4,014.74
FUND TOTALS	19,642.71	356.82	.00	19,999.53
2016 052 COUNTY CLERK ARCHIVE FEE				
CASH -RECORDS ARCHIVE	54,610.81	8,080.00	6,485.20-	56,205.61
INVESTMENTS	19,448.29	5.40	.00	19,453.69
CASH INVESTED - LOGIC	35,157.83	15.54	.00	35,173.37
FUND TOTALS	109,216.93	8,100.94	6,485.20-	110,832.67
2016 053 CA CHECK COLLECTING				
CASH - CHECK COLLECTING &	4,363.59	445.22	1,576.71-	3,232.10
CASH INVESTED	.00	.00	.00	.00
CASH INVESTED - LOGIC	4,520.90	2.00	.00	4,522.90
FUND TOTALS	8,884.49	447.22	1,576.71-	7,755.00
2016 054 DA CHECK COLLECTING				
CASH - DA CHECK COLLECTING	192.53	.00	192.19-	.34
CASH INVESTED	.00	.00	.00	.00
FUND TOTALS	192.53	.00	192.19-	.34
2016 056 DISTRICT ATTY FORFEITURE				
CASH - D.A. FORFEITURE FU	89,501.38	1,403.73	820.38-	90,084.73
CASH INVESTED - TEXPOOL	10,017.43	2.78	.00	10,020.21
CASH INVESTED - LOGIC	20,118.44	8.89	.00	20,127.33
FUND TOTALS	119,637.25	1,415.40	820.38-	120,232.27
2016 057 D A SEIZURE FUND				
CASH - SEIZURE-LAW	50,101.68	1,919.00	5,444.03-	46,576.65
INVESTMENTS	.00	.00	.00	.00
FUND TOTALS	50,101.68	1,919.00	5,444.03-	46,576.65
2016 058 SHERIFF PORFEITURE				
CASH- SHERIFF PORFEITURE	14,537.54	4,427.40	5,549.37-	13,415.57
INVESTMENTS	.00	.00	.00	.00
CASH INVESTED - LOGIC	37,605.49	16.64	.00	37,622.13
FUND TOTALS	52,143.03	4,444.04	5,549.37-	51,037.70
2016 059 JAIL COMMISSARY				
CASH - JAIL COMMISSARY	15,448.55	1,574.38	297.90-	16,725.03

ACCOUNT NAME	BEGINNING CASH BALANCE	CASH RECEIPTS	CASH DISBURSEMENTS	ENDING CASH BALANCE
CASH INVESTED - TEXPOOL	30,025.20	8.35	.00	30,033.55
CASH INVESTED - LOGIC	48,145.56	21.28	.00	48,166.84
FUND TOTALS	93,619.31	1,604.01	297.90-	94,925.42
2016 060 INTEREST & SINKING				
CASH - INTEREST & SINKING	.00	.00	.00	.00
CASH INVESTED	.00	.00	.00	.00
CASH INVESTED - LOGIC	.00	.00	.00	.00
T-BILL INVESTMENTS	.00	.00	.00	.00
FUND TOTALS	.00	.00	.00	.00
2016 061 2004 GO REFUNDING DEBT SERVICE				
CASH - 2004 GO REFUNDING D/S	143,420.32	15,322.65	.00	158,742.97
CASH INVESTED	325,460.75	90.45	.00	325,551.20
CASH INVESTED - LOGIC	383,112.17	169.40	.00	383,281.57
T-BILL INVESTMENTS	.00	.00	.00	.00
FUND TOTALS	851,993.24	15,582.50	.00	867,575.74
2016 070 BOND FUND				
CASH - CONSTRUCTION FUND	.00	.00	.00	.00
CASH INVESTED	.00	.00	.00	.00
CASH INVESTED - LOGIC	.00	.00	.00	.00
FUND TOTALS	.00	.00	.00	.00
2016 088 STATE FEES				
CASH - STATE FEES	107,227.15	64,305.72	3.58-	171,529.29
CASH INVESTED	.00	.00	.00	.00
CASH INVESTED - LOGIC	8,063.93	3.58	.00	8,067.51
FUND TOTALS	115,291.08	64,309.30	3.58-	179,596.80
2016 090 OFFICER'S TRUST				
CASH-OFFICERS TRUST	61,671.68	.00	.00	61,671.68
CASH INVESTED	.00	.00	.00	.00
CASH INVESTED - LOGIC	.00	.00	.00	.00
FUND TOTALS	61,671.68	.00	.00	61,671.68
2016 091 LIBRARY TRUST - LIDDELL				
CASH-LIBRARY TRUST/LIDDELL	1,816.01	.00	.00	1,816.01
CD INVESTMENT	15,000.00	.00	.00	15,000.00
FUND TOTALS	16,816.01	.00	.00	16,816.01
2016 092 LIBRARY TRUST - ROSENSTEIN				
CASH-LIBRARY TRUST/ROSENSTEIN	3,181.43	49.63	.00	3,231.06
CD INVESTMENT	19,000.00	.00	.00	19,000.00
FUND TOTALS	22,181.43	49.63	.00	22,231.06
2016 098 PAYROLL CLEARING				
CASH - PAYROLL CLEARING	1,416,324.39	1,297,213.23	.00	2,713,537.62
INVESTMENTS	.00	.00	.00	.00
FUND TOTALS	1,416,324.39	1,297,213.23	.00	2,713,537.62
2016 100 CHILD ABUSE PREVENTION FUND				
CASH-CHILD ABUSE PREVENTION	267.24	.84	.00	268.08
CASH INVESTED	.00	.00	.00	.00
FUND TOTALS	267.24	.84	.00	268.08
2016 101 PRETRIAL DIVERSION				
CASH-PRETRIAL DIVERSION	8,554.00	.00	.00	8,554.00

ACCOUNT NAME	BEGINNING CASH BALANCE	CASH RECEIPTS	CASH DISBURSEMENTS	ENDING CASH BALANCE
CASH INVESTED	.00	.00	.00	.00
CASH INVESTED - LOGIC	.00	.00	.00	.00
FUND TOTALS	<u>8,554.00</u>	<u>.00</u>	<u>.00</u>	<u>8,554.00</u>
GRAND TOTALS	<u>39,883,758.96</u>	<u>2,695,693.24</u>	<u>2,703,918.49-</u>	<u>39,875,533.71</u>