

AFFIDAVIT

STATE OF TEXAS

COUNTY OF COOKE

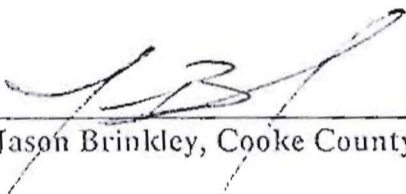
The members of the Commissioners' Court of Cooke County, Texas, state as follows:


The requirement of Subsection (C) of the Texas Local Government Code, §114.026 have been met for the term of March 2015. The amount of cash and other assets in the custody of the County Treasurer at the time of examination are:

Cash (includes on hand, money market accounts, and short term investments) \$ 35,309,621.52.

Other Assets (long term investments) \$ 0.


Sworn to and subscribed this 27 day of April, 2015.

  
Jason Brinkley, Cooke County Judge

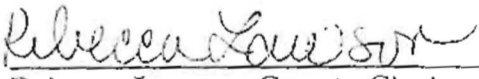
  
Gary Hollowell, Commissioner, Pct 1

  
B. C. Lemons, Commissioner, Pct 2

  
Al Smith, Commissioner, Pct 3

  
Leon Klement, Commissioner, Pct 4

ATTEST:

  
Rebecca Lawson, County Clerk

FILED FOR RECORD

15 APR 27 AM 11: 04


REBECCA LAWSON  
COUNTY CLERK, COOKE CO. TX


BY  \_\_\_\_\_


FINANCIAL REPORTS

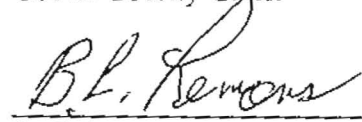
March 2015


In accordance with Local Government Code 114.026, this affidavit states the current cash and reports in the custody of the county treasurer as of this date of March 31, 2015.


  
\_\_\_\_\_  
Jason Brinkley,  
Cooke County Judge

  
\_\_\_\_\_  
Rebecca Lawson,  
Cooke County Clerk

  
\_\_\_\_\_  
Gary Hollowell,  
Commissioner Pct. #1

  
\_\_\_\_\_  
B. C. Lemons,  
Commissioner Pct. #2

  
\_\_\_\_\_  
Al Smith,  
Commission Pct. #3

  
\_\_\_\_\_  
Leon Klement,  
Commissioner Pct. #4

FILED FOR RECORD

15 APR 27 AM 11:05

REBECCA LAWSON  
COUNTY CLERK, COOKE CO. TX

BY  \_\_\_\_\_



**MONTHLY REPORT**

**MARCH 2015**

**PATTY BRENNAN**

**COOKE COUNTY TREASURER**

DATE 04/08/2015

BANK RECONCILIATION FOR PAYROLL  
TOTALS

BNK010 PAGE 6

PRIOR MONTH ENDING BANK STATEMENT BALANCE	\$137,545.27	
CLEARED DEPOSITS	\$759,128.55	2
CLEARED ADDITIONS	\$ .00	
CLEARED CHECKS	\$77,345.27-	68
CLEARED DEDUCTIONS	\$810,921.78-	6

CURRENT MONTH ENDING BANK STATEMENT BALANCE \$8,356.77

CURRENT MONTH ENDING BANK STATEMENT BALANCE	\$8,356.77	
OUTSTANDING DEPOSITS	\$ .00	
OUTSTANDING ADDITIONS	\$ .00	
OUTSTANDING CHECKS	\$7,981.68-	5
OUTSTANDING DEDUCTIONS	\$ .00	

RECONCILED BOOK BALANCE \$375.09

ENDING STATEMENT DATE 03/31/2015 CLERK: PB

PRIOR MONTH ENDING BANK STATEMENT BALANCE	\$3,138,448.55	
CLEARED DEPOSITS	\$1,910,031.48	297
CLEARED ADDITIONS	\$56,298.32	2
CLEARED CHECKS	\$1,881,045.37-	554
CLEARED DEDUCTIONS	\$105,477.52-	6

CURRENT MONTH ENDING BANK STATEMENT BALANCE \$3,118,255.46

CURRENT MONTH ENDING BANK STATEMENT BALANCE	\$3,118,255.46	
OUTSTANDING DEPOSITS	\$ .00	
OUTSTANDING ADDITIONS	\$ .00	
OUTSTANDING CHECKS	\$857,720.69-	396
OUTSTANDING DEDUCTIONS	\$2,333.47-	1

RECONCILED BOOK BALANCE \$2,258,201.30

ENDING STATEMENT DATE 03/31/2015 CLERK: PB

C.D. INVESTMENTS

-----

LANDMARK BANK

MARCH 2015

<u>C.D.#</u>	<u>PURCHASE DATE</u>	<u>AMOUNT</u>	<u>MAT. DATE</u>
GEN/4170805073	May 24, 2014	500,000.00	May 24, 2015
GEN/4170805081	May 24, 2014	500,000.00	May 24, 2015
Library - Liddell 4761	Jan 15, 2014	7,500.00	July 15, 2015
Library - Liddell 4779	Jan 15, 2014	7,500.00	July 15, 2015
Library - Rosenstein 5099	Jun 12, 2014	11,000.00	Sept. 12, 2017
Library - Rosenstein 5198	Sept 16, 2014	8,000.00	Dec. 16, 2017

INT. EARNED MONTHLY:

2-Gen CD's @ .25%  
2-Liddell CD's @ .25%  
2-Rosenstein CD's @ 1.05%

All interest gets deposited into the Treasurer's Fund. The 2 Gen CD's interest gets deposited monthly, and the 4 Library's CD's interest gets deposited quarterly.

PROSPERITY BANK

GEN/14401708	Sept 17, 2013	250,000.00	Sept 17, 2015
--------------	---------------	------------	---------------

INT. EARNED MONTHLY:

Gen CD @ .50%

All interest accrues monthly and will be deposited quarterly with depository bank into the Treasurer's Fund.

C.D. INVESTMENTS  
-----

THE FIRST STATE BANK

MARCH 2015

<u>C.D.#</u>	<u>PURCHASE DATE</u>	<u>AMOUNT</u>	<u>MAT. DATE</u>
GEN/17445	Sept 17, 2013	250,000.00	Sept 17, 2015

INT. EARNED MONTHLY:

Gen CD @ .65%

Interest accrues monthly and is payable upon maturity. As of March 27, 2015, interest accrues monthly and a check will be mailed monthly to be deposited with depository bank into Treasurer's Fund.

MUENSTER STATE BANK

GEN/2129	Sept 17, 2013	250,000.00	Sept 17, 2015
----------	---------------	------------	---------------

INT. EARNED MONTHLY:

Gen CD @ .75%

All interest accrues monthly and will be deposited monthly with depository bank into the Treasurer's Fund.

**Depositor Statement**

March 1, 2015 - March 31, 2015

Account #: 104791304900

**Cooke County**  
Attn: Patty Brennan  
101 S. Dixon Street  
Gainesville, TX 76240

**Account at-a-Glance**

Beginning Balance	2,001,509.72
+ Net Deposits	0.00
+ Net Accrued Interest <sup>2</sup>	220.86
Ending Balance	2,001,730.58
Days In Period <sup>4</sup>	31
Average Daily Balance <sup>5</sup>	2,001,509.72
Net APY This Period <sup>6</sup>	0.1300
Available Balance <sup>7</sup>	2,001,509.72

**Depositor Information**

Website: [www.ficaaccount.com](http://www.ficaaccount.com)  
Support Center: (866) 343-5516

**Account Transactions**

Description	Date	Amount(USD\$)
-------------	------	---------------

No transactions in this period

**Bank Deposit Detail**

Depository Bank	FDIC#	Balance(USD\$)
Admirals Bank	27015	491.13
American Enterprise Bank of Florida	57709	172.90
Bank of Cape Cod	58270	313.24
Bank of Marin	32779	10.74
Bar Harbor Bank & Trust	11971	164.80
BofI Federal Bank	35546	206,357.63
CMS Bank	23047	313.91
Cadence Bank N.A.	4999	204,498.90
California Bank & Trust	20852	467.36
Capital Bank	34562	336.23
Capital One National Association	4297	158.56
CapitalMark Bank & Trust	58507	1,830.37
Celtic Bank	57056	234.12
Centric Bank	7461	187.54
Citizens Bank of De Graff	2286	1,058.20
CommerceWest Bank	57176	473.65
Community Trust Bank	12614	175.61
Compass Bank	19048	11.30
ConnectOne Bank	57919	4,767.34



**Depositor Statement**

March 1, 2015 - March 31, 2015

Account #: 104791304900

**Cooke County**  
Attn: Patty Brennan  
101 S. Dixon Street  
Gainesville, TX 76240

Depository Bank	FDIC#	Balance(USD\$)
Croghan Colonial Bank	13341	1,135.41
Darien Rowayton Bank	58257	1,066.54
Diamond Bank	1527	11.35
EagleBank	34742	61,927.14
East West Bank	31628	66,331.41
Evansville Commerce Bank	58279	20.52
Farmers Trust and Savings Bank	14195	248.79
First Bank	12229	124.56
First Choice Bank	58471	36,660.29
First Foundation Bank	58647	163,980.93
First N.A.	4256	73.84
First National Bank of Bellevue	6528	65.56
First Virginia Community Bank	58696	1,703.04
Franklin Synergy Bank	58714	436.96
Georgia Commerce Bank	57521	27,015.96
Golden Pacific Bank National Association	26881	378.26
Grandpoint Bank	58390	613.75
Great Western Bank	15289	228,576.56
Guaranty Bank	28670	86.31
GulfShore Bank	58762	144.20
Hancock Bank	12441	38,668.20
Happy State Bank	10359	63,401.18
Hawthorn Bank	10619	14.36
Heritage Bank USA Inc.	30090	34.18
Icon Bank of Texas National Association	58378	101.88
Independent Bank	3076	67,155.23
Inland Bank and Trust	22444	1,201.77
Integrity Bank	57557	114.22
Lead Bank	8283	1,006.03
Meridian Bank	57777	233.78
Mid America Bank	11459	143.70
Mifflin County Savings Bank	28186	89.00
MileStone Bank	58502	47.00
NOA Bank	58657	57.83
Nationwide Bank	34710	11,434.67
Needham Bank	26483	228.61
NewBridge Bank	16799	737.50
NexBank SSB	29209	134,116.27
Old Plank Trail Community Bank National	58314	1,611.86
Oritani Bank	28866	74.45
Pacific Enterprise Bank	58415	65.32
Peoples Bank	9489	21.42
Peoples United Bank	27334	58.36
Post Oak Bank N.A.	57729	367.49
Prairie State Bank and Trust	27362	155.33
PrinsBank	10191	154.66
Provident Bank	30337	247.05
Quad City Bank and Trust Company	33867	11.06
Quontic Bank	57807	136.32

**Depositor Statement**

Cooke County  
Attn: Patty Brennan  
101 S. Dixon Street  
Gainesville, TX 76240

March 1, 2015 - March 31, 2015

Account #: 104791304900

Depository Bank	FDIC#	Balance(USD\$)
RBS Citizens National Association	57957	19.04
Republic Bank & Trust	27286	1,039.70
Rockville Bank	18203	958.79
Signature Bank	57053	247,423.32
Solera National Bank	58534	27.82
Southwest Bank	18812	1,226.61
Sovereign Bank National Association	29950	246,425.49
Standing Stone National Bank	27506	20.59
Success Bank	10127	10.88
SunTrust Bank	867	6,695.10
TD Bank N.A.	18409	116.06
Talmer Bank and Trust	58132	138.09
Texas Capital Bank National Association	34383	22,836.30
Touchmark National Bank	58687	136.84
TriState Capital Bank	58457	37.65
TriSummit Bank	58467	20.58
USAmeriBank	58427	787.27
USNY Bank	58541	33.90
Umpqua Bank	17266	38.35
United Bank of Michigan	11807	112.60
Urban Trust Bank	31390	118.97
Valley National Bank	9396	97,335.73
ViewPoint Bank National Association	58006	102.60
Washington Trust Company of Westery	23623	40,697.91
WashingtonFirst Bank	57696	194.93
Wells Fargo Bank National Association	3511	94.18
Westbury Bank	28400	315.96
Western Alliance Bank	57512	119.56
Wilshire State Bank	23301	111.26
Aggregate Net Accrued Interest <sup>3</sup>		220.86
<b>Total</b>		<b>2,001,730.58</b>

**Disclosure Information**

<sup>1</sup> The Federally Insured Cash Account (FICA) is not a member of the Federal Deposit Insurance Corporation (FDIC), but the banks in which your money is deposited are FDIC members. The FDIC is an independent agency of the U.S. government that protects the funds depositors place in FDIC insured institutions. FDIC deposit insurance is backed by the full faith and credit of the U.S. government.

<sup>2</sup> Net Accrued Interest is the estimated amount of your accrued interest earned for the current month less any FICA Fee with respect to such interest. Net Accrued Interest cannot be withdrawn from your account until it is credited to the account. There is no guarantee that you will receive the full amount as stated. Refer to the U.S. Bank Custodial Statement, provided via [ficaaccount.com](http://ficaaccount.com), for further details regarding interest earned and fees charged. Net Accrued Interest is for informational purposes only.

<sup>3</sup> Aggregate Net Accrued Interest is the sum of the current month's Net Accrued Interest and any prior period Net Accrued Interest not yet paid.

<sup>4</sup> Days In Period ("DIP") is the number of days in the period beginning on, and including the later of, the first day of the month or the business day your initial deposit is received by the FICA Custodian if received on or before 11:00AM EST or the business day immediately following if received after 11:00AM EST, and ending on, and including, the last day of the month. DIP does not include any date on which the balance is zero.

<sup>5</sup> Average Daily Balance is the sum of your beginning balance plus any deposits less any withdrawals averaged across number of days in Days In Period.

<sup>6</sup> Net APY This Period is the annualized yield that reflects the relationship between the net interest received plus any Net Accrued Interest and the Average Daily Balance for the statement period.

<sup>7</sup> Available Balance reflects the amount that can be withdrawn as of the date of the statement. This balance is the Ending Balance less the Aggregate Net Accrued Interest amount.

We encourage you to compare the information provided in our statement with the U.S. Bank custody statement. You may access your U.S. Bank custody statement by calling 1-866-343-5516

StoneCastle Cash Management, LLC is an SEC Registered Investment Advisor. StoneCastle Cash Management, LLC is an affiliate of StoneCastle Partners, LLC, a leading asset management and financial services company dedicated to investing and serving the community banking sector. Performance data shown represents past performance, and is no guarantee of future results. Rates may change without notice. Please read the Terms and Conditions relating to the FICA program for more complete information and the governing terms of the account. Review your statement for accuracy. If you have any questions regarding your account, contact a FICA representative. Registration with the SEC does not imply a particular level of skill or training.

INVESTMENTS-TEXPOOL  
PATTY BRENNAN, COOKE COUNTY TREASURER  
MARCH 2015

ACCT NAME	BALANCE FORWARD	DEPOSITS	WITH-DRAWALS	CURRENT INTEREST	ENDING BALANCE
GENERAL	\$ 5,016,908.68	\$ -	\$ -	\$ 204.55	\$ 5,017,113.23
R & B -1	\$ 478,213.71	\$ -	\$ -	\$ 19.50	\$ 478,233.21
R & B -2	\$ 186,860.61	\$ -	\$ -	\$ 7.64	\$ 186,868.25
R & B -3	\$ 458,663.16	\$ -	\$ -	\$ 18.70	\$ 458,681.86
R & B -4	\$ 516,035.92	\$ -	\$ -	\$ 21.06	\$ 516,056.98
FM & L	\$ 63,101.44	\$ -	\$ -	\$ 2.62	\$ 63,104.06
TIPC	\$ 10,004.26	\$ -	\$ -	\$ 0.31	\$ 10,004.57
ADULT PROB	\$ 33,637.01	\$ -	\$ -	\$ 1.38	\$ 33,638.39
COURT REP	\$ 12,158.15	\$ -	\$ -	\$ 0.60	\$ 12,158.75
PERM IMP	\$ 605,641.16	\$ -	\$ -	\$ 24.72	\$ 605,665.88
LAW ENFORCEMENT ED	\$ 10,005.80	\$ -	\$ -	\$ 0.31	\$ 10,006.11
LAW LIBRARY	\$ 26,460.91	\$ -	\$ -	\$ 1.07	\$ 26,461.98
CH SECURITY	\$ 21,431.51	\$ -	\$ -	\$ 0.93	\$ 21,432.44
REC MGMT	\$ 109,493.89	\$ -	\$ -	\$ 4.47	\$ 109,498.36
REC PRESV	\$ 43,494.64	\$ -	\$ -	\$ 1.80	\$ 43,496.44
ARCHIVE	\$ 19,425.73	\$ -	\$ -	\$ 0.77	\$ 19,426.50
DIST ATTY FORFEITURE	\$ 10,005.80	\$ -	\$ -	\$ 0.31	\$ 10,006.11
JAIL COMMISSARY	\$ 10,005.80	\$ -	\$ -	\$ 0.31	\$ 10,006.11
STATE FEES	\$ 7,303.06	\$ -	\$ -	\$ 0.31	\$ 7,303.37
2004 GO-REFUNDING	\$ 375,027.75	\$ -	\$ -	\$ 15.28	\$ 375,043.03
<b>TOTAL: TREAS FUND</b>	<b>\$ 8,013,878.99</b>	<b>\$ -</b>	<b>\$ -</b>	<b>\$ 326.64</b>	<b>\$ 8,014,205.63</b>

YEAR - TO - DATE INTEREST	BAL FORWARD	CURRENT INT.	BALANCE
	\$ 954.72	\$ 326.64	\$ 1,281.36

AVG. YEILD FOR MAR 2015	0.04%	MKT VALUE PER SHARE	\$ 1.00
-------------------------	-------	---------------------	---------

INVESTMENTS-LOGIC  
 PATTY BRENNAN, COOKE COUNTY TREASURER  
 MARCH 2015

ACCT NAME	BALANCE FORWARD	DEPOSITS	WITH- DRAWALS	CURRENT INTEREST	ENDING BALANCE
GENERAL	\$ 13,016,440.29	\$ -	\$ -	\$ 1,104.27	\$ 13,017,544.56
R & B -1	\$ 1,216,694.84	\$ -	\$ -	\$ 103.21	\$ 1,216,798.05
R & B -2	\$ 435,903.66	\$ -	\$ -	\$ 36.97	\$ 435,940.63
R & B -3	\$ 1,107,638.68	\$ -	\$ -	\$ 93.96	\$ 1,107,732.64
R & B -4	\$ 941,201.53	\$ -	\$ -	\$ 79.86	\$ 941,281.39
FM & L	\$ 701,083.31	\$ -	\$ -	\$ 59.46	\$ 701,142.77
TJPC	\$ 20,032.15	\$ -	\$ -	\$ 1.70	\$ 20,033.85
JUV-ISP	\$ 4,792.52	\$ -	\$ -	\$ 0.35	\$ 4,792.87
JUV-IVE	\$ 6,016.75	\$ -	\$ -	\$ 0.58	\$ 6,017.33
ADULT PROB	\$ 115,087.57	\$ -	\$ -	\$ 9.74	\$ 115,097.31
DIST CLK PRESERVATION	\$ 10,010.61	\$ -	\$ -	\$ 0.90	\$ 10,011.51
CTY/DIST TECH	\$ 3,004.93	\$ -	\$ -	\$ 0.28	\$ 3,005.21
COURT REP	\$ 30,046.39	\$ -	\$ -	\$ 2.56	\$ 30,048.95
PERM IMP	\$ 1,376,385.36	\$ -	\$ -	\$ 116.76	\$ 1,376,502.12
LAW ENFORCEMENT ED	\$ 5,006.78	\$ -	\$ -	\$ 0.37	\$ 5,007.15
JP-TECH	\$ 19,821.91	\$ -	\$ -	\$ 1.68	\$ 19,823.59
LAW LIBRARY	\$ 50,077.28	\$ -	\$ -	\$ 4.24	\$ 50,081.52
CC LIBRARY	\$ 22,163.64	\$ -	\$ -	\$ 1.89	\$ 22,165.53
JP-CH SECURITY	\$ 15,018.42	\$ -	\$ -	\$ 1.25	\$ 15,019.67
C H SECURITY	\$ 175,248.72	\$ -	\$ -	\$ 14.86	\$ 175,263.58
REC MGMT	\$ 140,212.61	\$ -	\$ -	\$ 11.90	\$ 140,224.51
REC PRESV	\$ 110,197.34	\$ -	\$ -	\$ 9.35	\$ 110,206.69
DIST CLK REC MGMT	\$ 15,018.45	\$ -	\$ -	\$ 1.25	\$ 15,019.70
DIST CLK ARCHIVE	\$ 4,005.58	\$ -	\$ -	\$ 0.31	\$ 4,005.89
ARCHIVE	\$ 50,069.63	\$ -	\$ -	\$ 4.24	\$ 50,073.87
CTY ATTY CHECK COLLECT	\$ 7,510.52	\$ -	\$ -	\$ 0.63	\$ 7,511.15
DIST ATTY FORFEITURE	\$ 120,042.50	\$ -	\$ -	\$ 10.17	\$ 120,052.67

INVESTMENTS-LOGIC  
 PATTY BRENNAN, COOKE COUNTY TREASURER  
 MARCH 2015

SHERIFF FORFEITURE	\$ 37,517.59	\$ -	\$ -	\$ 3.19	\$ 37,520.78
JAIL COMMISSARY	\$ 48,054.28	\$ -	\$ -	\$ 4.07	\$ 48,058.35
STATE FEES	\$ 43,037.78	\$ -	\$ -	\$ 3.64	\$ 43,041.42
2012 GO REFUNDING	\$ 442,360.61	\$ 100,000.00	\$ -	\$ 43.98	\$ 542,404.59
TOTAL: TREAS FUND	<u>\$ 20,289,702.23</u>	<u>\$ 100,000.00</u>	<u>\$ -</u>	<u>\$ 1,727.62</u>	<u>\$ 20,391,429.85</u>

YEAR - TO - DATE INTEREST	BAL FORWARD	CURRENT INT.	BALANCE
	\$ 5,585.73	\$ 1,727.62	\$ 7,313.35
AVG. YEILD FOR MAR 2015	0.10%	MKT VALUE PER SHARE	\$ 1.00



EL CAMPO, TX

# Pledge Security Listing

March 31, 2015

MCPlanning

ID	CUSIP	Description	Safekeeping Location	Safekeeping Receipt	Coupon	Maturity Date	Call Date	Moody	S&P	Fitch	FASB115	Face Amount	Current Par	Current Book Value	Market Value	Gain(Loss)
<b>COOKE COUNTY</b>																
2047	3128MBNA1	FHLMC G12885	FHLB	x	5.00	06/01/2021		AAA	AA+	AAA	HTM	155,326	14,917.85	14,917.58	15,957.23	1,039.65
2107	31410GSSB	FNMA 889257	FHLB	x	5.00	04/01/2021		AAA	AA+	AAA	HTM	104,467	9,653.31	9,653.13	10,296.80	643.67
3643	3128MMQX4	FHLMC G18469	FHLB		2.00	06/01/2028		AAA	AA+	AAA	HTM	212,158	178,447.85	179,269.63	177,916.97	(1,352.66)
<b>Total for COOKE COUNTY</b>												<b>471,951</b>	<b>203,019.01</b>	<b>203,840.34</b>	<b>204,171.00</b>	<b>330.66</b>



# IP Pledged Securities

Landmark Bank 5961  
Columbia, MO  
From 3/1/2015 To 3/31/2015

Customer ID: 5961  
Report Date: 4/1/2015  
PAS Rep: Vance Roe  
Account Rep: Bob Fitzpatrick

Cusip Grp	Intent Ticket	Description	Loc	Safekeeping Agent	Rate	Maturity	Original Face Par/Current Face	S & P Moody	Date Priced	Book Value Market Value
PLEGGED TO: J7BM COOKE COUNTY										
31300LVH5 MB3	AFS 851172	FHLMC ARM POOI #848716	FED	FEDERAL RESERVE BANK	2.4290	01/01/2037	200,000.00 126,333.79		03/31/2015	135,471.26 135,327.50
3133TTX48 MB4	AFS 783451	fhlmc remic ser 2326 ZQ	FED	FEDERAL RESERVE BANK	6.5000	06/15/2031	300,000.00 63,856.86	NR	03/31/2015	72,580.43 73,641.78
3136ACLE9 MB4	AFS 879680	FNM13025 BD	FED	FEDERAL RESERVE BANK	2.0000	03/25/2033	1,400,000.00 1,180,022.56	Nr	03/31/2015	1,148,388.24 1,186,830.08
3136AKJK0 MB4	AFS 916714	FNR 2014-41 CM	FED	FEDERAL RESERVE BANK	1.5000	06/25/2040	1,000,000.00 929,096.69	Nr	03/31/2015	883,610.03 914,398.37
3137B1CT7 MB4	AFS 882621	FHL4195 LH	FED	FEDERAL RESERVE BANK	1.5000	12/15/2031	600,000.00 516,192.67	Nr	03/31/2015	496,813.13 514,207.41
31392WB41 MB4	AFS 719835	FHL2512 PG	FED	FEDERAL RESERVE BANK	5.5000	10/15/2022	400,000.00 150,026.42	NR	03/31/2015	161,315.84 164,339.85
31394CMY5 MB4	AFS 733876	FNM05016 LE	FED	FEDERAL RESERVE BANK	5.5000	07/25/2033	1,100,000.00 337,650.23	NR	03/31/2015	343,800.86 345,808.86
31394H2Q3 MB4	AFS 887207	FHL2662 DH	FED	FEDERAL RESERVE BANK	5.0000	08/15/2023	1,200,000.00 1,200,000.00	NR	03/31/2015	1,290,536.33 1,312,690.80
31394RJX8 MB4	AFS 704476	FHLMC REMIC SER 2754 PD	FED	FEDERAL RESERVE BANK	5.0000	11/15/2032	100,000.00 12,672.08	NR	03/31/2015	12,826.06 12,831.26
31395HVM9 MB4	AFS 856892	FHL2896 BZ	FED	FEDERAL RESERVE BANK	5.0000	11/15/2034	200,000.00 334,926.34	Nr	03/31/2015	371,074.68 369,691.02
31396ALL6 MB4	AFS 746903	FHL3035 DP	FED	FEDERAL RESERVE BANK	5.5000	10/15/2034	2,100,000.00 309,235.90	NR	03/31/2015	316,652.97 320,175.73
38374F2L7 MB4	AFS 844136	GNM04024 ZM	FED	FEDERAL RESERVE BANK	5.0000	04/20/2034	700,000.00 1,183,384.12	Nr	03/31/2015	1,316,253.76 1,340,507.90
TOTAL PLEDGE FOR PLEDGE ID: J7BM COOKE COUNTY										
Total Pledged:	12	Orig Face:	9,300,000.00	Current Face:	6,343,397.66	Market Value:	6,690,450.56	Book Value:	5,549,323.59	

FTN Financial Group and its affiliates (FTN) provide bond rating information as a service to its clients. FTN obtains this information from third party sources that we consider reliable but we make no representation or warranty as to its completeness or accuracy. The information provided is as of the date shown and FTN does not perform an independent analysis to confirm this information.

Landmark Bank, N.A.  
 Cooke County  
 As of: Tuesday, March 31, 2015

*Detail Section:*

<u>Account No.</u>	<u>Balance</u>	<u>Int Rate</u>	<u>Type</u>	<u>Officer</u>
28002408	\$0	0.00%	TDSV	R1B
28002416	\$0	0.00%	TDSV	R1B
28900090	\$8,357	0.00%	CK	R1B
28900287	\$3,118,255	0.15%	CK	R1B
28900325	\$15,000	0.00%	CK	R1B
28900333	\$0	0.00%	CK	R1B
28900341	\$25,250	0.00%	CK	R1B
28900368	\$117,530	0.15%	CK	R1B
28900376	\$127,960	0.00%	CK	R1B
28900384	\$0	0.00%	CK	R1B
28900392	\$2,790	0.00%	CK	R1B
28900406	\$67,592	0.00%	CK	R1B
28900414	\$75	0.00%	CK	R1B
28900422	\$0	0.00%	CK	R1B
28900449	\$488,240	0.00%	CK	R1B
28900457	\$0	0.00%	CK	R1B
28900465	\$0	0.00%	CK	R1B
28900481	\$70,413	0.00%	CK	R1B
28900511	\$5,353	0.00%	CK	R1B
28900538	\$2,109	0.00%	CK	R1B
28901259	\$6,729	0.00%	CK	ELE
28901593	\$0	0.00%	CK	JDH
4170003539	\$50,592	0.00%	CK	R1B
4170009684	\$0	0.00%	CK	R1B
4170009700	\$3,215	0.00%	CK	R1B
4170013934	\$0	0.00%	CK	JDH
4170023065	\$12,480	0.00%	CK	R1B
4170800744	\$0	0.00%	TDSV	JDH
4170800751	\$0	0.00%	TDSV	JDH
4170801528	\$0	0.00%	TDSV	R1B
4170801536	\$0	0.00%	TDSV	R1B
4170802286	\$0	0.00%	TDSV	JDH
4170802294	\$0	0.00%	TDSV	JDH
4170802849	\$0	0.00%	TDSV	JDH
4170802856	\$0	0.00%	TDSV	JDH
4170803896	\$0	0.00%	TDSV	R1B
4170803904	\$0	0.00%	TDSV	R1B
4170804019	\$0	0.00%	TDSV	R1B

4/2/2015 8:35:42 AM



4170804142	\$0	0.00%	TDSV	R1B
4170804159	\$0	0.00%	TDSV	R1B
4170804415	\$0	0.00%	TDSV	T1G
4170804423	\$0	0.00%	TDSV	T1G
4170804761	\$7,500	0.25%	TDSV	T1G
4170804779	\$7,500	0.25%	TDSV	T1G
4170805073	\$500,000	0.25%	TDSV	T1G
4170805081	\$500,000	0.25%	TDSV	T1G
4170805198	\$8,000	1.05%	TDSV	JDH

*Collateral Section:*

<u>Description / LOC No.</u>	<u>Amount</u>	<u>Maturity Date</u>
Securities - Market Value	\$6,690,451	(See add'l report)

*Pledge Report Summary:*

Total Deposits	\$	5,144,940
Plus Additional Coverage (per Agreement)	\$	0
Total Collateral Needed	\$	5,144,940
Collateral Pledged	\$	6,690,451
FDIC Insurance	\$	250,000
Total Collateral Provided	\$	6,940,451
Total Public Funding Excess / (Needed)	\$	1,795,511

CC1 PRCD

AS OF CLOSE OF BUSINESS 03-31-2015

DISTRB PT 11

PLEDGE: COOKE COUNTY AS OF CLOSE OF BUSINESS 03-31-2015  
100 S. DIXON J7BM INSTITUTION ID: #J7BM  
RM. 106

GAINESVILLE TX 76240  
HOLDER : 081500862 - LANDMARK BANK  
ACCOUNT: J7BM - \*COOKE COUNTY

RESP FRB:H1

CUSIP #			BVF	PAR BALANCE	BOOK VALUE
31300LVH5	FMAR 848716 G	01-01-37	0.6316689600	200,000.00	126,333.79
31337TX48	FGRA 23262Q 06/15/31	06-15-31	0.2128562100	300,000.00	63,856.86
3136ACLE9	FNRM RC025BD R13F025	03-25-33	0.8428732600	1,400,000.00	1,180,022.56
3136AKJK0	FNRM CL041CM R14F041	06-25-40	0.9290966900	1,000,000.00	929,096.69
313781CT7	FGRM 4195LH 12/15/31	12-15-31	0.8603211200	600,000.00	516,192.67
31392WB41	FGRM 2512PG 10/15/22	10-15-22	0.3750660500	400,000.00	150,026.42
31394CMY5	FNRM CL016LE R05F016	07-25-33	0.3069547500	1,100,000.00	337,650.23
31394H2Q3	FGRM 2662DH 08/15/23	08-15-23	1.0000000000	1,200,000.00	1,200,000.00
31394RJK8	FGRM 2754PD 11/15/32	11-15-32	0.1267207700	100,000.00	12,672.08
31395HVM9	FGRA 2896BZ 11/15/34	11-15-34	1.6746316900	200,000.00	334,926.34
31396ALL6	FGRM 3035DP 10/15/34	10-15-34	0.1472551900	2,100,000.00	309,235.90
38374F2L7	GNRM 2004-24 ZM	04-20-34	1.6905487406	700,000.00	1,183,384.12
			SUBTOTAL:	9,300,000.00	6,343,397.66
			GRAND TOTAL:	9,300,000.00	6,343,397.66

FUND NAME	CHECKING ACCOUNT	CHECKING AMOUNT	TDOA ACCOUNT	TDOA AMOUNT	FUND TOTAL
2015 001 GENERAL	TREAS FUND	772,590.13	TEXPOOL LOGIC STONE CAST CERT DEPOS	5,017,113.23 13,017,544.56 2,001,730.58 1,750,212.32	22,559,190.82
2015 011 ROAD & BRIDGE 1	TREAS FUND	239,648.64	TEXPOOL LOGIC	478,233.21 1,216,798.05	1,934,679.90
2015 012 ROAD & BRIDGE 2	TREAS FUND	195,916.55	TEXPOOL LOGIC	186,868.25 435,940.63	818,725.43
2015 013 ROAD & BRIDGE 3	TREAS FUND	194,430.54	TEXPOOL LOGIC	458,681.86 1,107,732.64	1,760,845.04
2015 014 ROAD & BRIDGE 4	TREAS FUND	152,526.89	TEXPOOL LOGIC	516,056.98 941,281.39	1,609,865.26
2015 019 FM & LATERAL	TREAS FUND	26,169.48	TEXPOOL LOGIC	63,104.06 701,142.77	790,416.31
2015 020 TJPC	TREAS FUND	23,484.06	TEXPOOL LOGIC	10,004.57 20,033.85	53,522.48
2015 021 JUVENILE PROB-ISP	TREAS FUND	7,153.13	TEXPOOL LOGIC	4,792.87	11,946.00
2015 022 JUVENILE PROBATION	TREAS FUND	6,564.19	TEXPOOL		6,564.19
2015 023 JUVENILE PROB. IV-E	TREAS FUND	7,905.40	TEXPOOL LOGIC	6,017.33	13,922.73
2015 028 ADULT PROBATION	TREAS FUND	65,947.76	TEXPOOL LOGIC	33,638.39 115,097.31	214,683.46
2015 029 COMMUNITY CORRECTIONS	TREAS FUND	19,703.58	TEXPOOL LOGIC		19,703.58
2015 032 DISTRICT CLERK PRESERVATION	TREAS FUND	18,603.74	TEXPOOL LOGIC	10,011.51	28,615.25
2015 033 COUNTY/DISTRICT TECHNOLOGY	TREAS FUND	3,232.05	TEXPOOL LOGIC	3,005.21	6,237.26
2015 034 COURT REPORTER	TREAS FUND	12,381.00	TEXPOOL LOGIC	12,158.75 30,048.95	54,588.70
2015 035 PERMANENT IMPROVEMENT	TREAS FUND	38,156.65	TEXPOOL LOGIC	605,665.88 1,376,502.12	2,020,324.65
2015 037 LAW ENFORCEMENT ED	TREAS FUND	12,510.08	TEXPOOL LOGIC	10,006.11 5,007.15	27,523.34
2015 038 JP TECH	TREAS FUND	9,352.07	TEXPOOL LOGIC	19,823.59	29,175.66
2015 040 LAW LIBRARY	TREAS FUND	28,844.46	TEXPOOL	26,461.98	

FUND NAME	CHECKING ACCOUNT	CHECKING AMOUNT	TDOA ACCOUNT	TDOA AMOUNT	FUND TOTAL
			LOGIC	50,081.52	105,387.96
2015 041 CC LIBRARY FUND	TREAS FUND	23,632.99	TEXPOOL LOGIC	22,165.53	45,798.52
2015 042 CC HISTORICAL COMM.	TREAS FUND	3,917.64			3,917.64
2015 043 JP COURTHOUSE SECURITY	TREAS FUND	12,136.22	TEXPOOL LOGIC	15,019.67	27,155.89
2015 044 COURTHOUSE SECURITY	TREAS FUND	31,723.93	TEXPOOL LOGIC	21,432.44 175,263.58	228,419.95
2015 045 FLOOD DAMAGE	TREAS FUND	17,742.00	TEXPOOL LOGIC		17,742.00
2015 046 CHAPTER 19	TREAS FUND		TEXPOOL		
2015 047 CC RECORDS MANAGEMENT	TREAS FUND	2,926.74	TEXPOOL		2,926.74
2015 048 COUNTY RECORDS MANAGEMENT	TREAS FUND	33,313.73	TEXPOOL LOGIC	109,498.36 140,224.51	283,036.60
2015 049 CC RECORDS PRESERVATION	TREAS FUND	34,591.87	TEXPOOL LOGIC	43,496.44 110,206.69	188,295.00
2015 050 DIST CLERK RECORDS MANAGEMENT	TREAS FUND	21,838.65	TEXPOOL LOGIC	15,019.70	36,858.35
2015 051 DISTRICT CLERK ARCHIVE	TREAS FUND	11,474.45	TEXPOOL LOGIC	4,005.89	15,480.34
2015 052 COUNTY CLERK ARCHIVE FEE	TREAS FUND	34,722.59	TEXPOOL LOGIC	19,426.50 50,073.87	104,222.96
2015 053 CA CHECK COLLECTING	TREAS FUND	2,321.00	TEXPOOL LOGIC	7,511.15	9,832.15
2015 054 DA CHECK COLLECTING	TREAS FUND	192.53	TEXPOOL		192.53
2015 056 DISTRICT ATTY FORFEITURE	TREAS FUND	11,218.38	TEXPOOL LOGIC	10,006.11 120,052.67	141,277.16
2015 057 D A SEIZURE FUND	TREAS FUND	27,528.66	TEXPOOL		27,528.66
2015 058 SHERIFF FORFEITURE	TREAS FUND	47,929.15	TEXPOOL LOGIC	37,520.78	85,449.93
2015 059 JAIL COMMISSARY	TREAS FUND	27,948.73	TEXPOOL LOGIC	10,006.11 48,058.35	86,013.19
2015 060 INTEREST & SINKING	TREAS FUND		TEXPOOL LOGIC		
2015 061 2004 GO REFUNDING DEBT SERVIT	TREAS FUND	66,689.22	TEXPOOL LOGIC	375,043.03 542,404.59	984,136.84

FUND NAME	CHECKING ACCOUNT	CHECKING AMOUNT	TDOA ACCOUNT	TDOA AMOUNT	FUND TOTAL
2015 070 BOND FUND	TREAS FUND		TEXPOOL LOGIC		
2015 088 STATE FEES	TREAS FUND	65,076.93	TEXPOOL LOGIC	7,303.37 43,041.42	116,421.72
2015 090 OFFICER'S TRUST	TREAS FUND	61,368.95	TEXPOOL		61,368.95
2015 091 LIBRARY TRUST - LIDDELL	TREAS FUND	1,924.35	CERT DEPOS	15,000.00	16,924.35
2015 092 LIBRARY TRUST - ROSENSTEIN	TREAS FUND	3,037.43	CERT DEPOS	19,000.00	22,037.43
2015 098 PAYROLL CLEARING	PAYROLL	4,307,588.97			4,307,588.97
2015 100 CHILD ABUSE PREVENTION FUND	TREAS FUND	232.06	TEXPOOL		232.06
2015 101 PRETRIAL DIVERSION	TREAS FUND	6,960.44	TEXPOOL		6,960.44
		-----		-----	-----
TOTAL		6,694,158.01		32,191,578.38	38,885,736.39

COMBINED STATEMENT OF CASH POSITION FOR MARCH

CHECK ACCOUNT	CHECK
ACCOUNT BALANCE - TREAS FUND	2,386,569.04
ACCOUNT BALANCE - PAYROLL	4,307,588.97
TOTAL	<u>6,694,158.01</u>

TDOA ACCOUNT	TDOA
ACCOUNT BALANCE - TEXPOOL	8,014,205.63
ACCOUNT BALANCE - LOGIC	20,391,429.85
ACCOUNT BALANCE - STONE CAST	2,001,730.58
ACCOUNT BALANCE - CERT DEPOS	1,784,212.32
TOTAL	<u>32,191,578.38</u>

FUND NAME	***** MONTH TO DATE *****		***** YEAR TO DATE *****	
	REVENUES	EXPENSES	REVENUES	EXPENSES
2015 GENERAL	716,659.76	1,899,505.63	13,256,432.65	8,787,287.01
2015 ROAD & BRIDGE 1	38,115.46	79,829.06	1,151,770.28	472,296.35
2015 ROAD & BRIDGE 2	56,026.19	112,682.81	1,151,014.67	544,133.93
2015 ROAD & BRIDGE 3	38,097.74	104,554.55	1,050,147.11	487,827.67
2015 ROAD & BRIDGE 4	38,080.40	100,427.11	1,147,204.61	618,409.27
2015 FM & LATERAL	125.03	16.38	3,610.38	33.64
2015 TJPC	25,909.61	29,496.12	207,268.73	169,227.53
2015 JUVENILE PROB-ISP	1.19	.00	11.02	.00
2015 JUVENILE PROBATION	185.75	.00	1,298.81	.00
2015 JUVENILE PROB. IV-E	1.50	.00	11.25	.00
2015 ADULT PROBATION	63,180.38	32,004.48	287,058.98	191,691.99
2015 COMMUNITY CORRECTIONS	14,845.00	11,324.66	66,254.00	47,640.02
2015 DISTRICT CLERK PRESERVATION	453.03	.00	2,714.30	.00
2015 COUNTY/DISTRICT TECHNOLOGY FUN	237.01	.00	1,279.68	.00
2015 COURT REPORTER	904.58	1,573.00	4,338.14	6,061.07
2015 PERMANENT IMPROVEMENT	10,766.57	.00	556,122.94	.00
2015 LAW ENFORCEMENT ED	6,496.64	1,663.50	7,170.07	3,995.30
2015 JP TECH	850.08	693.70	5,156.63	5,001.61
2015 LAW LIBRARY	1,743.57	378.90	7,997.46	1,894.50
2015 CC LIBRARY FUND	1,586.90	33.93	19,245.23	4,688.24
2015 CC HISTORICAL COMM.	.45	.00	124.85	.00
2015 JP COURTHOUSE SECURITY	203.34	48.20	1,254.27	774.70
2015 COURTHOUSE SECURITY	2,060.37	.00	12,181.73	.00
2015 FLOOD DAMAGE	.00	.00	.00	.00
2015 CHAPTER 19	.00	.00	.00	.00
2015 CC RECORDS MANAGEMENT	120.86	.00	564.29	.00

FUND NAME	***** MONTH TO DATE *****		***** YEAR TO DATE *****	
	REVENUES	EXPENSES	REVENUES	EXPENSES
2015 COUNTY RECORDS MANAGEMENT	1,930.99	412.50	10,491.76	9,934.35
2015 CC RECORDS PRESERVATION	8,631.02	.00	49,325.61	.00
2015 DIST CLERK RECORDS MANAGEMENT	323.17	.00	2,016.20	.00
2015 DISTRICT CLERK ARCHIVE	296.62	.00	1,898.82	.00
2015 COUNTY CLERK ARCHIVE FEE	7,988.51	6,401.92	46,090.90	33,271.72
2015 CA CHECK COLLECTING	90.00	1,582.25	585.00	3,057.15
2015 DA CHECK COLLECTING	.00	.00	3,450.00	3,375.00
2015 DISTRICT ATTY FORFEITURE	15.23	14,323.42	98,320.74	25,915.08
2015 D A SEIZURE FUND	2,020.00	.00	193,513.02	211,785.17
2015 SHERIFF FORFEITURE	31,975.44	8,651.75	55,793.49	16,851.75
2015 JAIL COMMISSARY	2,844.58	305.96	8,014.14	1,819.67
2015 INTEREST & SINKING	.00	.00	.00	.00
2015 2004 GO REFUNDING DEBT SERVICE	16,897.61	.00	892,557.37	680,975.00
2015 BOND FUND	.00	.00	.00	.00
2015 STATE FEES	.00	.00	.00	.00
2015 OFFICER'S TRUST	.00	.00	.00	.00
2015 LIBRARY TRUST - LIDDELL	.24	186.64	12.10	186.64
2015 LIBRARY TRUST - ROSENSTEIN	49.54	.00	103.14	611.53
2015 CHILD ABUSE PREVENTION FUND	.02	.00	7.92	.00
2015 PRETRIAL DIVERSION	1,190.38	.00	1,373.44	.00
	-----	-----	-----	-----
TOTAL	1,090,904.76	2,406,096.47	20,303,785.73	12,328,745.89