

AFFIDAVIT

STATE OF TEXAS

COUNTY OF COOKE

The members of the Commissioners' Court of Cooke County, Texas, state as follows:

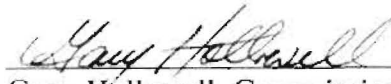
The requirement of Subsection (C) of the Texas Local Government Code, §114.026 have been met for the term of July 2015. The amount of cash and other assets in the custody of the County Treasurer at the time of examination are:

Cash (includes on hand, money market accounts, and short term investments) \$ 31,772,588.83.

Other Assets (long term investments) \$ 0.00.

Sworn to and subscribed this 24 day of August 2015.


Jason Brinkley, Cooke County Judge


Gary Hollowell, Commissioner, Pct 1

B. C. Lemons, Commissioner, Pct 2


Al Smith, Commissioner, Pct 3


Leon Klement, Commissioner, Pct 4

ATTEST:


Rebecca Lawson, County Clerk

FILED FOR RECORD

15 AUG 24 AM 10:48

REBECCA LAWSON
COUNTY CLERK, COOKE CO. TX


BY  DEPUTY




FINANCIAL REPORTS

July 2015

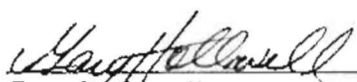
In accordance with Local Government Code 114.026, this affidavit states the current cash and reports in the custody of the county treasurer as of this date of July 31, 2015.



Jason Brinkley,
Cooke County Judge




Rebecca Lawson,
Cooke County Clerk

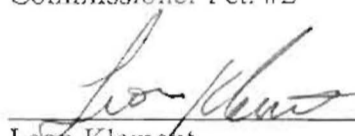


Gary Hollowell,
Commissioner Pct. #1

B. C. Lemons,
Commissioner Pct. #2



Al Smith,
Commission Pct. #3




Leon Klement,
Commissioner Pct. #4



FILED FOR RECORD

15 AUG 24 AM 10:48

REBECCA LAWSON
COUNTY CLERK, COOKE CO. TX

BY  DEPUTY



MONTHLY REPORT

JULY 2015

PATTY BRENNAN

COOKE COUNTY TREASURER

| | | |
|---|---------------|----|
| PRIOR MONTH ENDING BANK STATEMENT BALANCE | \$136,962.99 | |
| CLEARED DEPOSITS | \$898,530.14 | 3 |
| CLEARED ADDITIONS | \$.00 | |
| CLEARED CHECKS | \$325,313.33- | 74 |
| CLEARED DEDUCTIONS | \$572,624.43- | 5 |

CURRENT MONTH ENDING BANK STATEMENT BALANCE \$137,555.37

| | | |
|---|--------------|---|
| CURRENT MONTH ENDING BANK STATEMENT BALANCE | \$137,555.37 | |
| OUTSTANDING DEPOSITS | \$.00 | |
| OUTSTANDING ADDITIONS | \$.00 | |
| OUTSTANDING CHECKS | \$10,937.98- | 9 |
| OUTSTANDING DEDUCTIONS | \$.00 | |

RECONCILED BOOK BALANCE \$126,617.39

ENDING STATEMENT DATE 07/31/2015 CLERK: PB

| | | |
|---|----------------------|-----|
| PRIOR MONTH ENDING BANK STATEMENT BALANCE | \$1,964,086.36 | |
| CLEARED DEPOSITS | \$10,543,128.23 | 277 |
| CLEARED ADDITIONS | \$41,091.75 | 2 |
| CLEARED CHECKS | \$1,653,573.60- | 464 |
| CLEARED DEDUCTIONS | <u>\$119,702.99-</u> | 5 |

CURRENT MONTH ENDING BANK STATEMENT BALANCE \$10,775,029.75

| | | |
|---|-----------------|-----|
| CURRENT MONTH ENDING BANK STATEMENT BALANCE | \$10,775,029.75 | |
| OUTSTANDING DEPOSITS | \$.00 | |
| OUTSTANDING ADDITIONS | \$.00 | |
| OUTSTANDING CHECKS | \$498,256.65- | 557 |
| OUTSTANDING DEDUCTIONS | <u>\$.00</u> | |

RECONCILED BOOK BALANCE \$10,276,773.10

ENDING STATEMENT DATE 07/31/2015 CLERK: PB

C.D. INVESTMENTS

LANDMARK BANK

JULY 2015

| <u>C.D.#</u> | <u>PURCHASE DATE</u> | <u>AMOUNT</u> | <u>MAT. DATE</u> |
|---------------------------|----------------------|---------------|------------------|
| GEN/4170805685 | May 24, 2015 | 500,000.00 | May 24, 2017 |
| GEN/4170805677 | May 24, 2015 | 500,000.00 | May 24, 2017 |
| Library - Liddell 4761 | Jan 15, 2014 | 7,500.00 | July 15, 2015 |
| Library - Liddell 4779 | Jan 15, 2014 | 7,500.00 | July 15, 2015 |
| Library - Rosenstein 5099 | Jun 12, 2014 | 11,000.00 | Sept. 12, 2017 |
| Library - Rosenstein 5198 | Sept 16, 2014 | 8,000.00 | Dec. 16, 2017 |

INT. EARNED MONTHLY:

2-Gen CD's @ .52%
2-Liddell CD's @ .25%
2-Rosenstein CD's @ 1.05%

Interest is deposited into the Treasurer's Fund. The 2 Gen CD's interest is deposited monthly, and the 4 Library's CD's interest is deposited quarterly.

PROSPERITY BANK

| | | | |
|--------------|---------------|------------|---------------|
| GEN/14401708 | Sept 17, 2013 | 250,000.00 | Sept 17, 2015 |
|--------------|---------------|------------|---------------|

INT. EARNED MONTHLY:

Gen CD @ .50%

Interest accrues monthly and is deposited quarterly with depository bank into the Treasurer's Fund.

C.D. INVESTMENTS

THE FIRST STATE BANK

JULY 2015

| <u>C.D.#</u> | <u>PURCHASE DATE</u> | <u>AMOUNT</u> | <u>MAT. DATE</u> |
|--------------|----------------------|---------------|------------------|
| GEN/17445 | Sept 17, 2013 | 250,000.00 | Sept 17, 2015 |

INT. EARNED MONTHLY:

Gen CD @ .65%

Interest accrues monthly and is deposited with depository bank into Treasurer's Fund.

MUENSTER STATE BANK

| | | | |
|----------|---------------|------------|---------------|
| GEN/2129 | Sept 17, 2013 | 250,000.00 | Sept 17, 2015 |
|----------|---------------|------------|---------------|

INT. EARNED MONTHLY:

Gen CD @ .75%

Interest accrues monthly and is deposited monthly with depository bank into the Treasurer's Fund.

Cooke County
Attn: Patty Brennan
101 S. Dixon Street
Gainesville, TX 76240

Depositor Statement

July 1, 2015 - July 31, 2015

Account #: 104791304900

Account at-a-Glance

| | |
|-------------------------------------|--------------|
| Beginning Balance | 2,002,379.05 |
| + Net Deposits | 0.00 |
| + Net Accrued Interest ² | 220.95 |
| Ending Balance | 2,002,600.00 |
| Days In Period ⁴ | 31 |
| Average Daily Balance ⁵ | 2,002,379.05 |
| Net APY This Period ⁶ | 0.1300 |
| Available Balance ⁷ | 2,002,379.05 |

Depositor Information

Website: www.ficaaccount.com
Support Center: (866) 343-5516

Account Transactions

| Description | Date | Amount(USD\$) |
|--------------------------------|------|---------------|
| No transactions in this period | | |

Bank Deposit Detail

| Depository Bank | FDIC# | Balance(USD\$) |
|-----------------------------------|-------|----------------|
| Bank of China - New York Branch | 33653 | 61,947.72 |
| BankUnited National Association | 58979 | 25,115.12 |
| Bar Harbor Bank & Trust | 11971 | 338.50 |
| Berkshire Bank | 23621 | 661.90 |
| BofI Federal Bank | 35546 | 178,464.49 |
| Capital Bank National Association | 35278 | 658.78 |
| Capital One National Association | 4297 | 96.81 |
| CapitalMark Bank & Trust | 58507 | 18,028.16 |
| Carver Federal Savings Bank | 30394 | 518.84 |
| Celtic Bank | 57056 | 943.68 |
| Community Trust Bank | 12614 | 753.12 |
| Customers Bank | 34444 | 167,853.84 |
| Darien Rowayton Bank | 58257 | 3,456.51 |
| EagleBank | 34742 | 110,403.37 |
| East West Bank | 31628 | 69,089.85 |
| Empire National Bank | 58632 | 519.71 |
| First Bank | 12229 | 62,716.01 |
| First Choice Bank | 58471 | 35,961.06 |
| First Foundation Bank | 58647 | 25,115.48 |

Cooke County
Attn: Patty Brennan
101 S. Dixon Street
Gainesville, TX 76240

Depositor Statement

July 1, 2015 - July 31, 2015

Account #: 104791304900

| Depository Bank | FDIC# | Balance(USD\$) |
|---|-------|---------------------|
| First Internet Bank of Indiana | 34607 | 28.02 |
| First National Bank of Long Island | 7072 | 1,265.71 |
| Franklin Synergy Bank | 58714 | 719.67 |
| Georgia Commerce Bank | 57521 | 8,946.52 |
| Grandpoint Bank | 58390 | 47,137.07 |
| Great Western Bank | 15289 | 208,935.04 |
| Guaranty Bank | 28670 | 510.56 |
| Hancock Bank | 12441 | 70,239.37 |
| Happy State Bank | 10359 | 533.92 |
| Heartland Bank | 28761 | 626.13 |
| Hibernia Bank | 29831 | 590.76 |
| Hingham Institution for Savings | 90211 | 1,431.32 |
| Hyperion Bank | 58371 | 253.52 |
| IBERTABANK | 28100 | 51,334.71 |
| Icon Bank of Texas National Association | 58378 | 510.54 |
| Independent Bank | 3076 | 2,314.68 |
| Israel Discount Bank of New York | 19977 | 11,117.88 |
| Landmark Community Bank | 57112 | 606.36 |
| Liberty Bank and Trust Company | 20856 | 1,064.35 |
| MainStreet Bank | 57742 | 1,812.46 |
| Merchants Bank of Indiana | 8056 | 1,445.35 |
| Metro Phoenix Bank | 58402 | 2,094.16 |
| Noah Bank | 58196 | 515.26 |
| PNC Bank National Association | 6384 | 1,060.49 |
| Post Oak Bank N.A. | 57729 | 3,511.47 |
| Rockville Bank | 18203 | 170,536.07 |
| Signature Bank | 57053 | 247,215.96 |
| Southwest Bank | 18812 | 23,660.41 |
| Sovereign Bank National Association | 29950 | 244,291.21 |
| SunTrust Bank | 867 | 4,598.51 |
| Valley National Bank | 9396 | 105,679.74 |
| ViewPoint Bank National Association | 58006 | 3,698.27 |
| Washington Trust Company of Westery | 23623 | 16,424.08 |
| WashingtonFirst Bank | 57696 | 5,026.53 |
| Aggregate Net Accrued Interest ³ | | 220.95 |
| Total | | 2,002,600.00 |

Disclosure Information

¹ The Federally Insured Cash Account® ("FICA") is not a member of the Federal Deposit Insurance Corporation ("FDIC"), but the banks in which your money is deposited are FDIC members. The FDIC is an independent agency of the U.S. government that protects the funds depositors place in FDIC insured institutions. FDIC deposit insurance is backed by the full faith and credit of the U.S. government.

² Net Accrued Interest is the estimated amount of your accrued interest earned for the current month less any FICA Fee with respect to such interest. Net Accrued Interest cannot be withdrawn from your account until it is credited to the account. There is no guarantee that you will receive the full amount as stated. Refer to the U.S. Bank Custodial Statement, provided via ficcaccount.com, for further details regarding interest earned and fees charged. Net Accrued Interest is for informational purposes only.

³ Aggregate Net Accrued Interest is the sum of the current month's Net Accrued Interest and any prior period Net Accrued Interest not yet paid.

⁴ Days In Period ("DIP") is the number of days in the period beginning on, and including the later of, the first day of the month or the business day your initial deposit is received by the FICA Custodian if received on or before 11:00AM EST or the business day immediately following if received after 11:00AM EST, and ending on, and including, the last day of the month. DIP does not include any date on which the balance is zero.

⁵ Average Daily Balance is the sum of your beginning balance plus any deposits less any withdrawals averaged across number of days in Days In Period.

⁶ Net APY This Period is the annualized yield that reflects the relationship between the net interest received plus any Net Accrued Interest and the Average Daily Balance for the statement period.

⁷ Available Balance reflects the amount that can be withdrawn as of the date of the statement. This balance is the Ending Balance less the Aggregate Net Accrued Interest amount.



Home | [Contact Us](#) | [Change Password](#) | [Log Out](#)
 Questions? Call Us: (866) 343-5516

Account Info

- » Account Info
 - Average Daily Balance
- » Positions
- » Summary Statements
- » Detailed Activity
- » Manage Users

Positions: Cooke County

18

Need Help? Contact Us

We are here for you.
 Call us at (866) 343-5516,
 or email us at
clientservices@StoneCastle.com

| FDIC # | Position | Current Balance |
|--------|---|-----------------------|
| - | Accrued Interest | \$220.95 |
| 33653 | Bank of China - New York Branch | \$73,439.05 |
| 58979 | BankUnited National Association | \$26,836.31 |
| 11971 | Bar Harbor Bank & Trust | \$320.27 |
| 23621 | Berkshire Bank | \$651.90 |
| 35546 | BofI Federal Bank | \$179,987.61 |
| 35278 | Capital Bank National Association | \$632.98 |
| 4297 | Capital One National Association | \$10.32 |
| 58507 | CapitalMark Bank & Trust | \$13,453.35 |
| 20394 | Carver Federal Savings Bank | \$1,353.00 |
| 57056 | Celtic Bank | \$943.68 |
| 7461 | Centric Bank | \$831.62 |
| 12614 | Community Trust Bank | \$4,824.37 |
| 34444 | Customers Bank | \$169,353.00 |
| 58257 | Darien Rowayton Bank | \$3,456.51 |
| 34742 | EagleBank | \$109,056.57 |
| 31628 | East West Bank | \$62,423.54 |
| 58632 | Empire National Bank | \$519.71 |
| 12229 | First Bank | \$64,746.00 |
| 58471 | First Choice Bank | \$33,078.80 |
| 58647 | First Foundation Bank | \$21,611.59 |
| 34607 | First Internet Bank of Indiana | \$33.82 |
| 7072 | First National Bank of Long Island | \$11,460.54 |
| 58714 | Franklin Synergy Bank | \$719.67 |
| 57621 | Georgia Commerce Bank | \$8,756.64 |
| 58390 | Grandpoint Bank | \$44,109.27 |
| 15289 | Great Western Bank | \$208,563.74 |
| 28570 | Guaranty Bank | \$495.00 |
| 12441 | Hancock Bank | \$81,236.96 |
| 10359 | Happy State Bank | \$9,070.98 |
| 29831 | Hibernia Bank | \$589.41 |
| 90211 | Hingham Institution for Savings | \$1,431.32 |
| 58371 | Hyphen Bank | \$253.52 |
| 28100 | IBERIABANK | \$5,878.12 |
| 58373 | Icon Bank of Texas National Association | \$510.54 |
| 3076 | Independent Bank | \$2,314.68 |
| 18977 | Israel Discount Bank of New York | \$15,117.44 |
| 57112 | Landmark Community Bank | \$606.86 |
| 20856 | Liberty Bank and Trust Company | \$29.14 |
| 57742 | MainStreet Bank | \$1,696.51 |
| 22953 | Mercantil Commercebank National Association | \$8,519.84 |
| 8098 | Merchants Bank of Indiana | \$6,019.20 |
| 58402 | Metro Phoenix Bank | \$308.77 |
| 34710 | Nationwide Bank | \$337.10 |
| 58196 | Noah Bank | \$515.26 |
| 58415 | Pacific Enterprise Bank | \$383.48 |
| 6384 | PNC Bank National Association | \$1,060.49 |
| 57729 | Post Oak Bank N.A. | \$417.86 |
| 57607 | Quontic Bank | \$49.34 |
| 18203 | Rockville Bank | \$162,491.52 |
| 57093 | Signature Bank | \$245,867.74 |
| 18812 | Southwest Bank | \$21,629.03 |
| 29950 | Sovereign Bank National Association | \$246,878.27 |
| 867 | SunTrust Bank | \$1,914.19 |
| 35154 | T. Rowe Price Savings Bank | \$1,048.54 |
| 34383 | Texas Capital Bank National Association | \$3,294.36 |
| 58457 | TnState Capital Bank | \$14.38 |
| 9336 | Valley National Bank | \$95,308.15 |
| 58025 | Verus Bank of Commerce | \$15.56 |
| 58006 | ViewPoint Bank National Association | \$3,831.35 |
| 23623 | Washington Trust Company of Westerly | \$22,043.78 |
| | TOTAL | \$2,002,600.00 |

INVESTMENTS-TEXPOOL
PATTY BRENNAN, COOKE COUNTY TREASURER
JULY 2015

| ACCT NAME | BALANCE FORWARD | DEPOSITS | WITH- DRAWALS | CURRENT INTEREST | ENDING BALANCE |
|----------------------------------|-------------------------------|----------------------------|--------------------|-------------------------|-------------------------------|
| GENERAL | \$ 5,017,802.03 | \$ - | \$ - | \$ 268.38 | \$ 5,018,070.41 |
| R & B -1 | \$ 413,298.30 | \$ - | \$ - | \$ 22.08 | \$ 413,320.38 |
| R & B -2 | \$ 86,889.87 | \$ - | \$ - | \$ 4.67 | \$ 86,894.54 |
| R & B -3 | \$ 408,742.84 | \$ - | \$ - | \$ 21.88 | \$ 408,764.72 |
| R & B -4 | \$ 401,123.10 | \$ - | \$ - | \$ 21.41 | \$ 401,144.51 |
| FM & L | \$ 63,112.74 | \$ - | \$ - | \$ 3.36 | \$ 63,116.10 |
| TJPC | \$ 10,005.97 | \$ - | \$ - | \$ 0.62 | \$ 10,006.59 |
| ADULT PROB | \$ 38,643.81 | \$ - | \$ - | \$ 2.09 | \$ 38,645.90 |
| COURT REP | \$ 12,160.57 | \$ - | \$ - | \$ 0.62 | \$ 12,161.19 |
| PERM IMP | \$ 630,751.40 | \$ - | \$ - | \$ 33.75 | \$ 630,785.15 |
| LAW ENFORCEMENT ED | \$ 5,007.25 | \$ - | \$ - | \$ 0.31 | \$ 5,007.56 |
| LAW LIBRARY | \$ 26,465.62 | \$ - | \$ - | \$ 1.46 | \$ 26,467.08 |
| C H SECURITY | \$ 31,436.41 | \$ - | \$ - | \$ 1.71 | \$ 31,438.12 |
| REC MGMT | \$ 109,513.37 | \$ - | \$ - | \$ 5.85 | \$ 109,519.22 |
| REC PRESV | \$ 43,502.40 | \$ - | \$ - | \$ 2.38 | \$ 43,504.78 |
| ARCHIVE | \$ 19,429.23 | \$ - | \$ - | \$ 0.99 | \$ 19,430.22 |
| DIST ATTY FORFEITURE | \$ 10,007.51 | \$ - | \$ - | \$ 0.62 | \$ 10,008.13 |
| JAIL COMMISSARY | \$ 10,007.51 | \$ - | \$ - | \$ 0.62 | \$ 10,008.13 |
| STATE FEES | \$ 2,303.63 | \$ - | \$ - | \$ - | \$ 2,303.63 |
| 2004 GO-REFUNDING | \$ 375,094.51 | \$ - | \$ - | \$ 20.05 | \$ 375,114.56 |
| TOTAL: TREAS FUND | \$ <u>7,715,298.07</u> | \$ <u>-</u> | \$ <u>-</u> | \$ <u>412.85</u> | \$ <u>7,715,710.92</u> |
| YEAR - TO - DATE INTEREST | BAL FORWARD | CURRENT INT. | BALANCE | | |
| | \$ 2,373.80 | \$ 412.85 | \$ 2,786.65 | | |
| AVG. YEILD FOR JULY 2015 | 0.06% | MKT VALUE PER SHARE | \$ 1.00 | | |

INVESTMENTS-LOGIC
PATTY BRENNAN, COOKE COUNTY TREASURER
JULY 2015

| ACCT NAME | BALANCE FORWARD | DEPOSITS | WITH- DRAWALS | CURRENT INTEREST | ENDING BALANCE |
|------------------------|--------------------|----------|------------------|---------------------|-------------------|
| GENERAL | \$ 11,521,136.73 | \$ - | \$ 6,000,000.00 | \$ 613.35 | \$ 5,521,750.08 |
| R & B -1 | \$ 1,217,152.05 | \$ - | \$ 700,000.00 | \$ 57.93 | \$ 517,209.98 |
| R & B -2 | \$ 436,067.45 | \$ - | \$ 300,000.00 | \$ 15.63 | \$ 136,083.08 |
| R & B -3 | \$ 1,108,054.89 | \$ - | \$ 600,000.00 | \$ 56.61 | \$ 508,111.50 |
| R & B -4 | \$ 941,555.20 | \$ - | \$ 500,000.00 | \$ 49.12 | \$ 441,604.32 |
| FM & L | \$ 701,346.71 | \$ - | \$ 600,000.00 | \$ 22.94 | \$ 101,369.65 |
| TJPC | \$ 40,043.83 | \$ - | \$ - | \$ 4.29 | \$ 40,048.12 |
| JUV-ISP | \$ 4,794.26 | \$ - | \$ - | \$ 0.57 | \$ 4,794.83 |
| JUV-IVE | \$ 6,019.11 | \$ - | \$ - | \$ 0.62 | \$ 6,019.73 |
| ADULT PROB | \$ 195,143.55 | \$ - | \$ - | \$ 20.99 | \$ 195,164.54 |
| DIST CLK PRESERVATION | \$ 10,014.36 | \$ - | \$ - | \$ 1.05 | \$ 10,015.41 |
| CTY/DIST TECH | \$ 3,006.11 | \$ - | \$ - | \$ 0.31 | \$ 3,006.42 |
| COURT REP | \$ 30,057.67 | \$ - | \$ - | \$ 3.21 | \$ 30,060.88 |
| PERM IMP | \$ 1,291,887.40 | \$ - | \$ 500,000.00 | \$ 86.78 | \$ 791,974.18 |
| LAW ENFORCEMENT ED | \$ 5,008.74 | \$ - | \$ - | \$ 0.58 | \$ 5,009.32 |
| JP-TECH | \$ 16,829.11 | \$ - | \$ - | \$ 1.82 | \$ 16,830.93 |
| LAW LIBRARY | \$ 55,096.47 | \$ - | \$ - | \$ 5.95 | \$ 55,102.42 |
| CC LIBRARY | \$ 22,172.00 | \$ - | \$ - | \$ 2.39 | \$ 22,174.39 |
| JP-CH SECURITY | \$ 15,024.06 | \$ - | \$ - | \$ 1.60 | \$ 15,025.66 |
| C H SECURITY | \$ 175,314.57 | \$ - | \$ - | \$ 18.83 | \$ 175,333.40 |
| REC MGMT | \$ 155,268.39 | \$ - | \$ - | \$ 16.68 | \$ 155,285.07 |
| REC PRESV | \$ 140,243.02 | \$ - | \$ - | \$ 15.06 | \$ 140,258.08 |
| DIST CLK REC MGMT | \$ 15,024.09 | \$ - | \$ - | \$ 1.60 | \$ 15,025.69 |
| DIST CLK ARCHIVE | \$ 4,006.93 | \$ - | \$ - | \$ 0.36 | \$ 4,007.29 |
| ARCHIVE | \$ 60,090.51 | \$ - | \$ - | \$ 6.46 | \$ 60,096.97 |
| CTY ATTY CHECK COLLECT | \$ 7,513.29 | \$ - | \$ - | \$ 0.86 | \$ 7,514.15 |
| DIST ATTY FORFEITURE | \$ 120,087.60 | \$ - | \$ 100,000.00 | \$ 2.50 | \$ 20,090.10 |

INVESTMENTS-LOGIC
 PATTY BRENNAN, COOKE COUNTY TREASURER
 JULY 2015

| | | | | | |
|--------------------|-------------------------|-------------|------------------------|--------------------|------------------------|
| SHERIFF FORFEITURE | \$ 57,535.19 | \$ - | \$ - | \$ 6.19 | \$ 57,541.38 |
| JAIL COMMISSARY | \$ 48,072.32 | \$ - | \$ - | \$ 5.18 | \$ 48,077.50 |
| STATE FEES | \$ 28,050.01 | \$ - | \$ 20,000.00 | \$ 2.44 | \$ 8,052.45 |
| 2012 GO REFUNDING | \$ 607,573.97 | \$ - | \$ 275,000.00 | \$ 36.67 | \$ 332,610.64 |
| | | | | | |
| TOTAL: TREAS FUND | <u>\$ 19,039,189.59</u> | <u>\$ -</u> | <u>\$ 9,595,000.00</u> | <u>\$ 1,058.57</u> | <u>\$ 9,445,248.16</u> |

| | | | |
|---------------------------|--------------|--------------|--------------|
| YEAR - TO - DATE INTEREST | BAL FORWARD | CURRENT INT. | BALANCE |
| | \$ 13,073.09 | \$ 1,058.57 | \$ 14,131.66 |

| | | | |
|--------------------------|-------|---------------------|---------|
| AVG. YEILD FOR JULY 2015 | 0.13% | MKT VALUE PER SHARE | \$ 1.00 |
|--------------------------|-------|---------------------|---------|



EL CAMPO, TX

Pledge Security Listing

July 31, 2015



| ID | CUSIP | Description | Safekeeping Location | Safekeeping Receipt | Coupon | Maturity Date | Call Date | Moody | S&P | Fitch | FASB115 | Face Amount | Current Par | Current Book Value | Market Value | Gain(Loss) |
|-------------------------------|-----------|--------------|----------------------|---------------------|--------|---------------|-----------|-------|-----|-------|---------|----------------|-------------------|--------------------|-------------------|-------------------|
| COOKE COUNTY | | | | | | | | | | | | | | | | |
| 2047 | 3128MBNA1 | FHLMC G12885 | FHLB | x | 5.00 | 06/01/2021 | | AAA | AA+ | AAA | HTM | 157,950 | 13,327.95 | 13,327.75 | 14,189.65 | 861.90 |
| 2107 | 31410G5S8 | FNMA 889257 | FHLB | x | 5.00 | 04/01/2021 | | AAA | AA+ | AAA | HTM | 105,405 | 8,695.54 | 8,695.41 | 9,239.70 | 544.29 |
| 3643 | 3128MMQX4 | FHLMC G18469 | FHLB | | 2.00 | 06/01/2028 | | AAA | AA+ | AAA | HTM | 212,158 | 170,362.25 | 171,096.83 | 166,959.27 | (4,137.56) |
| Total for COOKE COUNTY | | | | | | | | | | | | 475,513 | 192,385.74 | 193,119.99 | 190,388.62 | (2,731.37) |



CC1 PROD

DISTRB PT 11

AS OF CLOSE OF BUSINESS 07-31-2015
PLEDGEE: COOKE COUNTY J7BM INSTITUTION ID: #J7BM
100 S. DIXON
RM. 106

GAINESVILLE TX 76240
HOLDER : 081500862 - LANDMARK BANK
ACCOUNT: J7BM - COOKE COUNTY

RESP FRB:H1

| CUSIP # | BVF | PAR BALANCE | BOOK VALUE | |
|-----------|-------------------------------|--------------|---------------|---------------|
| 31300LVH5 | FMAR 848716 G 01-01-37 | 0.5868900600 | 200,000.00 | 117,378.01 |
| 3133TTX48 | FGRA 2326ZQ 06/15/31 06-15-31 | 0.1963189400 | 300,000.00 | 58,895.68 |
| 313378CR0 | 2.25 FHLB 22 Kw 03-11-22 | 1.0000000000 | 8,000,000.00 | 8,000,000.00 |
| 3136ACLE9 | FNRM RC025BD R13F025 03-25-33 | 0.8053582800 | 1,400,000.00 | 1,127,501.59 |
| 3136AKJK0 | FNRM CL041CM R14F041 06-25-40 | 0.8822019000 | 1,000,000.00 | 882,201.90 |
| 3137B1CT7 | FGRM 4195LH 12/15/31 12-15-31 | 0.8307924400 | 600,000.00 | 498,475.46 |
| 31392WB41 | FGRM 2512PG 10/15/22 10-15-22 | 0.3366654700 | 400,000.00 | 134,666.19 |
| 31394CMY5 | FNRM CL016LE R05F016 07-25-33 | 0.2030559400 | 1,100,000.00 | 223,361.53 |
| 31394H2Q3 | FGRM 2662DH 08/15/23 08-15-23 | 0.9290311600 | 1,200,000.00 | 1,114,837.39 |
| 31394RJK8 | FGRM 2754PD 11/15/32 11-15-32 | 0.0839769200 | 100,000.00 | 8,397.69 |
| 31395HVM9 | FGRA 2896BZ 11/15/34 11-15-34 | 1.6455454400 | 200,000.00 | 329,109.09 |
| 31396ALL6 | FGRM 3035DP 10/15/34 10-15-34 | 0.1144732500 | 2,100,000.00 | 240,393.83 |
| 38374F2L7 | GNNM 2004-24 ZM 04-20-34 | 1.5641572794 | 700,000.00 | 1,094,910.10 |
| | SUBTOTAL: | | 17,300,000.00 | 13,830,128.46 |
| | GRAND TOTAL: | | 17,300,000.00 | 13,830,128.46 |

Pledge Inventory Report

Landmark Bank
Columbia, MO
FROM 7/1/2015 TO 7/31/2015

Customer ID: 5961
Report Date: 8/3/2015
PAS Rep: Vance Roe
Account Rep: Bob Fitzpatrick

| Cusip Ticket | Description Location Code/Name | Maturity Date Group | Intent Coupon | S&P Moody | Market Price DI Maturity (Yr) | Original Face Par | Book Value Market Value |
|------------------------------|--|------------------------|------------------|--------------|----------------------------------|------------------------------|------------------------------|
| Pledged: J7BM - COOKE COUNTY | | | | | | | |
| 313378CR0 956483 | FED HOME LN BK FED - FEDERAL RESERVE BANK | 03/11/2022 AGY | AFS 2.25000 | AA+ Aaa | 7/31/2015 6.62 | 5,000,000.00 5,000,000.00 | 5,077,000.42 5,028,400.05 |
| 313378CR0 965653 | FED HOME LN BK FED - FEDERAL RESERVE BANK | 03/11/2022 AGY | AFS 2.25000 | AA+ Aaa | 7/31/2015 6.62 | 3,000,000.00 3,000,000.00 | 3,044,223.43 3,017,040.03 |
| 31300LVH5 851172 | FHLMC ARM POOL #8487 FED - FEDERAL RESERVE BANK | 01/01/2037 MB3 | AFS 2.44900 | | 7/31/2015 21.44 | 200,000.00 117,378.01 | 125,830.24 125,506.44 |
| 3133TTX48 783451 | fhlmc remic ser 2326 FED - FEDERAL RESERVE BANK | 06/15/2031 MB4 | AFS 6.50000 | NR | 7/31/2015 15.88 | 300,000.00 58,895.68 | 66,846.85 66,725.39 |
| 3136ACLE9 879680 | FNM13025 BD FED - FEDERAL RESERVE BANK | 03/25/2033 MB4 | AFS 2.00000 | Nr | 7/31/2015 17.66 | 1,400,000.00 1,127,501.59 | 1,097,758.74 1,127,024.69 |
| 3136AKJK0 916714 | FNR 2014-41 CM FED - FEDERAL RESERVE BANK | 06/25/2040 MB4 | AFS 1.50000 | Nr | 7/31/2015 24.92 | 1,000,000.00 882,201.90 | 839,489.13 858,318.94 |
| 3137B1CT7 882621 | FHL4195 LH FED - FEDERAL RESERVE BANK | 12/15/2031 MB4 | AFS 1.50000 | Nr | 7/31/2015 16.39 | 600,000.00 498,475.46 | 480,079.05 496,958.11 |
| 31392WB41 719835 | FHL2512 PG FED - FEDERAL RESERVE BANK | 10/15/2022 MB4 | AFS 5.50000 | NR | 7/31/2015 7.21 | 400,000.00 134,666.19 | 144,476.63 147,038.38 |
| 31394CMY5 733876 | FNM05016 LE FED - FEDERAL RESERVE BANK | 07/25/2033 MB4 | AFS 5.50000 | NR | 7/31/2015 18.00 | 1,100,000.00 223,361.53 | 226,155.04 227,017.96 |
| 31394H2Q3 887207 | FHL2662 DH FED - FEDERAL RESERVE BANK | 08/15/2023 MB4 | AFS 5.00000 | NR | 7/31/2015 8.05 | 1,200,000.00 1,114,837.39 | 1,194,606.68 1,211,414.67 |
| 31394RJX8 704476 | FHLMC REMIC SER 2754 FED - FEDERAL RESERVE BANK | 11/15/2032 MB4 | AFS 5.00000 | NR | 7/31/2015 17.31 | 100,000.00 8,397.69 | 8,465.87 8,474.84 |
| 31395HVM9 856892 | FHL2896 BZ FED - FEDERAL RESERVE BANK | 11/15/2034 MB4 | AFS 5.00000 | Nr | 7/31/2015 19.31 | 200,000.00 329,109.09 | 362,172.80 360,840.48 |
| 31396ALL6 746903 | FHL3035 DP FED - FEDERAL RESERVE BANK | 10/15/2034 MB4 | AFS 5.50000 | NR | 7/31/2015 19.22 | 2,100,000.00 240,393.83 | 245,159.53 248,103.50 |

This report reflects information submitted to us by the customer. It is not intended to be used as the official record of safekeeping location and/or pledged holdings. This information should be provided by the customer's safekeeper.

FTN Financial PASPort
Page 93

Pledge Inventory Report

Landmark Bank
 Columbia, MO
 FROM 7/1/2015 TO 7/31/2015

Customer ID: 5961
 Report Date: 8/3/2015
 PAS Rep: Vance Roe
 Account Rep: Bob Fitzpatrick

| Cusip | Description | Maturity Date | Intent | S&P | Market Price DI | Original Face | Book Value |
|------------------------------|------------------------------------|---------------|---------|-------|-----------------|---------------|---------------|
| Ticket | Location Code/Name | Group | Coupon | Moody | Maturity (Yr) | Par | Market Value |
| Pledged: J7BM - COOKE COUNTY | | | | | | | |
| 38374F2L7 | GNM04024 ZM | 04/20/2034 | AFS | | 7/31/2015 | 700,000.00 | 1,217,464.92 |
| 844136 | FED - FEDERAL RESERVE BANK | MB4 | 5.00000 | Nr | 18.73 | 1,094,910.09 | 1,229,269.80 |
| 14 | Total Pledged: J7BM - COOKE COUNTY | | | | | 17,300,000.00 | 14,129,729.33 |
| | | | | | | 13,830,128.45 | 14,152,133.28 |

Landmark Bank, N.A.
 Cooke County
 As of: Friday, July 31, 2015

Detail Section:

| <u>Account No.</u> | <u>Balance</u> | <u>Int Rate</u> | <u>Type</u> | <u>Officer</u> |
|--------------------|----------------|-----------------|-------------|----------------|
| 28002408 | \$0 | 0.00% | TDSV | R1B |
| 28002416 | \$0 | 0.00% | TDSV | R1B |
| 28900090 | \$137,555 | 0.00% | CK | R1B |
| 28900287 | \$10,775,030 | 0.42% | CK | R1B |
| 28900325 | \$1,000 | 0.00% | CK | R1B |
| 28900333 | \$0 | 0.00% | CK | R1B |
| 28900341 | \$600 | 0.00% | CK | R1B |
| 28900368 | \$142,589 | 0.42% | CK | R1B |
| 28900376 | \$83,760 | 0.00% | CK | R1B |
| 28900384 | \$17,748 | 0.00% | CK | R1B |
| 28900392 | \$3,237 | 0.00% | CK | R1B |
| 28900406 | \$78,159 | 0.00% | CK | R1B |
| 28900414 | \$408 | 0.00% | CK | R1B |
| 28900422 | \$0 | 0.00% | CK | R1B |
| 28900449 | \$725,775 | 0.00% | CK | R1B |
| 28900457 | \$0 | 0.00% | CK | R1B |
| 28900465 | \$0 | 0.00% | CK | R1B |
| 28900481 | \$70,413 | 0.00% | CK | R1B |
| 28900511 | \$1,102 | 0.00% | CK | R1B |
| 28900538 | \$1,859 | 0.00% | CK | R1B |
| 28901259 | \$4,741 | 0.00% | CK | ELE |
| 28901593 | \$8,518 | 0.00% | CK | JDH |
| 4170003539 | \$44,709 | 0.00% | CK | R1B |
| 4170009684 | \$0 | 0.00% | CK | R1B |
| 4170009700 | \$611 | 0.00% | CK | R1B |
| 4170013934 | \$0 | 0.00% | CK | JDH |
| 4170023065 | \$0 | 0.00% | CK | R1B |
| 4170045332 | \$14,369 | 0.00% | CK | T1G |
| 4170800744 | \$0 | 0.00% | TDSV | JDH |
| 4170800751 | \$0 | 0.00% | TDSV | JDH |
| 4170801528 | \$0 | 0.00% | TDSV | R1B |
| 4170801536 | \$0 | 0.00% | TDSV | R1B |
| 4170802286 | \$0 | 0.00% | TDSV | JDH |
| 4170802294 | \$0 | 0.00% | TDSV | JDH |
| 4170802849 | \$0 | 0.00% | TDSV | JDH |
| 4170802856 | \$0 | 0.00% | TDSV | JDH |
| 4170803896 | \$0 | 0.00% | TDSV | R1B |
| 4170803904 | \$0 | 0.00% | TDSV | R1B |

8/4/2015 10:00:04 AM

| | | | | |
|------------|-----------|-------|------|-----|
| 4170804019 | \$0 | 0.00% | TDSV | R1B |
| 4170804142 | \$0 | 0.00% | TDSV | R1B |
| 4170804159 | \$0 | 0.00% | TDSV | R1B |
| 4170804415 | \$0 | 0.00% | TDSV | T1G |
| 4170804423 | \$0 | 0.00% | TDSV | T1G |
| 4170804761 | \$7,500 | 0.00% | TDSV | T1G |
| 4170804779 | \$7,500 | 0.00% | TDSV | T1G |
| 4170805073 | \$0 | 0.00% | TDSV | T1G |
| 4170805081 | \$0 | 0.00% | TDSV | T1G |
| 4170805198 | \$8,000 | 1.05% | TDSV | JDH |
| 4170805677 | \$500,000 | 0.52% | TDSV | T1G |
| 4170805685 | \$500,000 | 0.52% | TDSV | T1G |

Collateral Section:

| <u>Description / LOC No.</u> | <u>Amount</u> | <u>Maturity Date</u> |
|------------------------------|---------------|----------------------|
| Securities - Market Value | \$14,104,770 | (See add'l report) |

Pledge Report Summary:

| | |
|--|----------------------|
| Total Deposits | \$ 13,135,183 |
| Plus Additional Coverage (per Agreement) | \$ 0 |
| Total Collateral Needed | <u>\$ 13,135,183</u> |
| Collateral Pledged | \$ 14,104,770 |
| FDIC Insurance | \$ 250,000 |
| Total Collateral Provided | <u>\$ 14,354,770</u> |
| Total Public Funding Excess / (Needed) | <u>\$ 1,219,587</u> |

| FUND NAME | CHECKING ACCOUNT | CHECKING AMOUNT | TDOA ACCOUNT | TDOA AMOUNT | FUND TOTAL |
|--------------------------------------|------------------|-----------------|--|--|---------------|
| 2015 001 GENERAL | TREAS FUND | 5,680,672.12 | TEXPOOL LOGIC STONE CAST CERT DEPOS | 5,018,070.41 5,521,750.08 2,002,600.00 1,750,000.00 | 19,973,092.61 |
| 2015 011 ROAD & BRIDGE 1 | TREAS FUND | 833,882.50 | TEXPOOL LOGIC | 413,320.38 517,209.98 | 1,764,412.86 |
| 2015 012 ROAD & BRIDGE 2 | TREAS FUND | 466,274.38 | TEXPOOL LOGIC | 86,894.54 136,083.08 | 689,252.00 |
| 2015 013 ROAD & BRIDGE 3 | TREAS FUND | 654,631.94 | TEXPOOL LOGIC | 408,764.72 508,111.50 | 1,571,508.16 |
| 2015 014 ROAD & BRIDGE 4 | TREAS FUND | 578,617.87 | TEXPOOL LOGIC | 401,144.51 441,604.32 | 1,421,366.70 |
| 2015 019 FM & LATERAL | TREAS FUND | 631,039.86 | TEXPOOL LOGIC | 63,116.10 101,369.65 | 795,525.61 |
| 2015 020 TJPC | TREAS FUND | 30,480.19 | TEXPOOL LOGIC | 10,006.59 40,048.12 | 80,534.90 |
| 2015 021 JUVENILE PROB-ISP | TREAS FUND | 7,164.24 | TEXPOOL LOGIC | 4,794.83 | 11,959.07 |
| 2015 022 JUVENILE PROBATION | TREAS FUND | 7,223.11 | TEXPOOL | | 7,223.11 |
| 2015 023 JUVENILE PROB. IV-E | TREAS FUND | 7,917.66 | TEXPOOL LOGIC | 6,019.73 | 13,937.39 |
| 2015 028 ADULT PROBATION | TREAS FUND | 36,836.81 | TEXPOOL LOGIC | 38,645.90 195,164.54 | 270,647.25 |
| 2015 029 COMMUNITY CORRECTIONS | TREAS FUND | 9,695.68 | TEXPOOL LOGIC | | 9,695.68 |
| 2015 032 DISTRICT CLERK PRESERVATION | TREAS FUND | 20,931.32 | TEXPOOL LOGIC | 10,015.41 | 30,946.73 |
| 2015 033 COUNTY/DISTRICT TECHNOLOGY | FTREAS FUND | 4,139.94 | TEXPOOL LOGIC | 3,006.42 | 7,146.36 |
| 2015 034 COURT REPORTER | TREAS FUND | 9,424.66 | TEXPOOL LOGIC | 12,161.19 30,060.88 | 51,646.73 |
| 2015 035 PERMANENT IMPROVEMENT | TREAS FUND | 534,228.66 | TEXPOOL LOGIC | 630,785.15 791,974.18 | 1,956,987.99 |
| 2015 037 LAW ENFORCEMENT ED | TREAS FUND | 10,243.15 | TEXPOOL LOGIC | 5,007.56 5,009.32 | 20,260.03 |
| 2015 038 JP TECH | TREAS FUND | 10,146.41 | TEXPOOL LOGIC | 16,830.93 | 26,977.34 |
| 2015 040 LAW LIBRARY | TREAS FUND | 28,941.22 | TEXPOOL | 26,467.08 | |

| FUND NAME | CHECKING ACCOUNT | CHECKING AMOUNT | TDOA ACCOUNT | TDOA AMOUNT | FUND TOTAL |
|---|------------------|-----------------|---------------|--------------------------|--------------|
| | | | LOGIC | 55,102.42 | 110,510.72 |
| 2015 041 CC LIBRARY FUND | TREAS FUND | 22,788.23 | TEXPOOL LOGIC | 22,174.39 | 44,962.62 |
| 2015 042 CC HISTORICAL COMM. | TREAS FUND | 3,923.71 | | | 3,923.71 |
| 2015 043 JP COURTHOUSE SECURITY | TREAS FUND | 12,935.40 | TEXPOOL LOGIC | 15,025.66 | 27,961.06 |
| 2015 044 COURTHOUSE SECURITY | TREAS FUND | 29,864.71 | TEXPOOL LOGIC | 31,438.12 175,333.40 | 236,636.23 |
| 2015 045 FLOOD DAMAGE | TREAS FUND | 17,742.00 | TEXPOOL LOGIC | | 17,742.00 |
| 2015 046 CHAPTER 19 | TREAS FUND | 269.95 | TEXPOOL | | 269.95 |
| 2015 047 CC RECORDS MANAGEMENT | TREAS FUND | 3,355.03 | TEXPOOL | | 3,355.03 |
| 2015 048 COUNTY RECORDS MANAGEMENT | TREAS FUND | 25,774.29 | TEXPOOL LOGIC | 109,519.22 155,285.07 | 290,578.58 |
| 2015 049 CC RECORDS PRESERVATION | TREAS FUND | 35,947.30 | TEXPOOL LOGIC | 43,504.78 140,258.08 | 219,710.16 |
| 2015 050 DIST CLERK RECORDS MANAGEMENT | TREAS FUND | 23,482.41 | TEXPOOL LOGIC | 15,025.69 | 38,508.10 |
| 2015 051 DISTRICT CLERK ARCHIVE | TREAS FUND | 13,202.51 | TEXPOOL LOGIC | 4,007.29 | 17,209.80 |
| 2015 052 COUNTY CLERK ARCHIVE FEE | TREAS FUND | 28,064.58 | TEXPOOL LOGIC | 19,430.22 60,096.97 | 107,591.77 |
| 2015 053 CA CHECK COLLECTING | TREAS FUND | 2,326.24 | TEXPOOL LOGIC | 7,514.15 | 9,840.39 |
| 2015 054 DA CHECK COLLECTING | TREAS FUND | 192.53 | TEXPOOL | | 192.53 |
| 2015 056 DISTRICT ATTY FORFEITURE | TREAS FUND | 107,990.19 | TEXPOOL LOGIC | 10,008.13 20,090.10 | 138,088.42 |
| 2015 057 D A SEIZURE FUND | TREAS FUND | 33,335.56 | TEXPOOL | | 33,835.56 |
| 2015 058 SHERIFF FORFEITURE | TREAS FUND | 18,134.97 | TEXPOOL LOGIC | 57,541.38 | 75,676.35 |
| 2015 059 JAIL COMMISSARY | TREAS FUND | 32,379.08 | TEXPOOL LOGIC | 10,008.13 48,077.50 | 90,464.71 |
| 2015 060 INTEREST & SINKING | TREAS FUND | | TEXPOOL LOGIC | | |
| 2015 061 2004 GO REFUNDING DEBT SERVITREAS FUND | TREAS FUND | 311,024.29 | TEXPOOL LOGIC | 375,114.56 332,610.64 | 1,018,749.49 |

| FUND NAME | CHECKING ACCOUNT | CHECKING AMOUNT | TDOA ACCOUNT | TDOA AMOUNT | FUND TOTAL |
|--------------------------------------|---------------------|--------------------|------------------|----------------------|---------------|
| 2015 070 BOND FUND | TREAS FUND | | TEXPOOL LOGIC | | |
| 2015 088 STATE FEES | TREAS FUND | 162,217.17 | TEXPOOL LOGIC | 2,303.63 8,052.45 | 172,573.25 |
| 2015 090 OFFICER'S TRUST | TREAS FUND | 61,368.95 | TEXPOOL | | 61,368.95 |
| 2015 091 LIBRARY TRUST - LIDDELL | TREAS FUND | 1,792.10 | CERT DEPOS | 15,000.00 | 16,792.10 |
| 2015 092 LIBRARY TRUST - ROSENSTEIN | TREAS FUND | 3,072.44 | CERT DEPOS | 19,000.00 | 22,072.44 |
| 2015 098 PAYROLL CLEARING | PAYROLL | 1,596.97 | | | 1,596.97 |
| 2015 100 CHILD ABUSE PREVENTION FUND | TREAS FUND | 249.71 | TEXPOOL | | 249.71 |
| 2015 101 PRETRIAL DIVERSION | TREAS FUND | 7,054.00 | TEXPOOL | | 7,054.00 |
| | | ----- | | ----- | ----- |
| TOTAL | | 10,523,076.04 | | 20,947,559.08 | 31,470,635.12 |

| CHECK ACCOUNT | CHECK |
|------------------------------|---------------|
| ACCOUNT BALANCE - TREAS FUND | 10,521,479.07 |
| ACCOUNT BALANCE - PAYROLL | 1,596.97 |
| | <hr/> |
| TOTAL | 10,523,076.04 |

| TDOA ACCOUNT | TDOA |
|------------------------------|---------------|
| ACCOUNT BALANCE - TEXPOOL | 7,715,710.92 |
| ACCOUNT BALANCE - LOGIC | 9,445,248.16 |
| ACCOUNT BALANCE - STONE CAST | 2,002,600.00 |
| ACCOUNT BALANCE - CERT DEPOS | 1,784,000.00 |
| | <hr/> |
| TOTAL | 20,947,559.08 |

| ACCOUNT NAME | BEGINNING CASH BALANCE | CASH RECEIPTS | CASH DISBURSEMENTS | ENDING CASH BALANCE |
|------------------------------|---------------------------|------------------|-----------------------|------------------------|
| 2015 001 GENERAL | | | | |
| CASH - GENERAL FUND | 295,026.10 | 6,727,789.17 | 1,342,143.15- | 5,680,672.12 |
| CASH ON HAND | 1,729.00 | .00 | .00 | 1,729.00 |
| CASH INVESTED-TEXPOOL | 5,017,802.03 | 268.38 | .00 | 5,018,070.41 |
| CASH INVESTED - LOGIC | 11,521,136.73 | 613.35 | 6,000,000.00- | 5,521,750.08 |
| CASH INVESTED - STONE CASTLE | 2,002,379.05 | 220.95 | .00 | 2,002,600.00 |
| T-BILLS - INVESTMENTS | .00 | .00 | .00 | .00 |
| CASH INVESTMENT-CD | 1,750,000.00 | .00 | .00 | 1,750,000.00 |
| FUND TOTALS | 20,588,072.91 | 6,728,891.85 | 7,342,143.15- | 19,974,821.61 |
| 2015 011 ROAD & BRIDGE 1 | | | | |
| CASH - ROAD & BRIDGE # 1 | 172,224.79 | 724,379.83 | 62,722.12- | 833,882.50 |
| CASH INVESTED | 413,298.30 | 22.08 | .00 | 413,320.38 |
| CASH INVESTED - LOGIC | 1,217,152.05 | 57.93 | 700,000.00- | 517,209.98 |
| T-BILL INVESTMENTS | .00 | .00 | .00 | .00 |
| FUND TOTALS | 1,802,675.14 | 724,459.84 | 762,722.12- | 1,764,412.86 |
| 2015 012 ROAD & BRIDGE 2 | | | | |
| CASH - ROAD & BRIDGE # 2 | 211,551.20 | 324,751.54 | 70,028.36- | 466,274.38 |
| CASH INVESTED | 86,889.87 | 4.67 | .00 | 86,894.54 |
| CASH INVESTED - LOGIC | 436,067.45 | 15.63 | 300,000.00- | 136,083.08 |
| T-BILL INVESTMENTS | .00 | .00 | .00 | .00 |
| FUND TOTALS | 734,508.52 | 324,771.84 | 370,028.36- | 689,252.00 |
| 2015 013 ROAD & BRIDGE 3 | | | | |
| CASH - ROAD & BRIDGE # 3 | 130,427.96 | 634,351.99 | 110,148.01- | 654,631.94 |
| CASH INVESTED | 408,742.84 | 21.88 | .00 | 408,764.72 |
| CASH INVESTED - LOGIC | 1,108,054.89 | 56.61 | 600,000.00- | 508,111.50 |
| T-BILL INVESTMENTS | .00 | .00 | .00 | .00 |
| FUND TOTALS | 1,647,225.69 | 634,430.48 | 710,148.01- | 1,571,508.16 |
| 2015 014 ROAD & BRIDGE 4 | | | | |
| CASH - ROAD & BRIDGE # 4 | 152,588.01 | 527,783.74 | 101,753.88- | 578,617.87 |
| CASH INVESTED | 401,123.10 | 21.41 | .00 | 401,144.51 |
| CASH INVESTED - LOGIC | 941,555.20 | 49.12 | 500,000.00- | 441,604.32 |
| T-BILL INVESTMENTS | .00 | .00 | .00 | .00 |
| FUND TOTALS | 1,495,266.31 | 527,854.27 | 601,753.88- | 1,421,366.70 |
| 2015 019 FM & LATERAL | | | | |
| CASH - F M & LATERAL | 30,821.77 | 600,218.09 | .00 | 631,039.86 |
| CASH INVESTED | 63,112.74 | 3.36 | .00 | 63,116.10 |
| CASH INVESTED - LOGIC | 701,346.71 | 22.94 | 600,000.00- | 101,369.65 |
| T-BILL INVESTMENT | .00 | .00 | .00 | .00 |
| FUND TOTALS | 795,281.22 | 600,244.39 | 600,000.00- | 795,525.61 |
| 2015 020 TJPC | | | | |
| CASH - T.J.P.C. | 23,422.01 | 26,453.90 | 19,395.72- | 30,480.19 |
| CASH INVESTED | 10,005.97 | .62 | .00 | 10,006.59 |
| CASH INVESTED - LOGIC | 40,043.83 | 4.29 | .00 | 40,048.12 |
| FUND TOTALS | 73,471.81 | 26,458.81 | 19,395.72- | 80,534.90 |
| 2015 021 JUVENILE PROB-ISP | | | | |
| CASH - JUVENILE PROBATION | 7,159.81 | 4.43 | .00 | 7,164.24 |
| INVESTMENTS | .00 | .00 | .00 | .00 |
| CASH INVESTED - LOGIC | 4,794.26 | .57 | .00 | 4,794.83 |
| FUND TOTALS | 11,954.07 | 5.00 | .00 | 11,959.07 |

| ACCOUNT NAME | BEGINNING CASH BALANCE | CASH RECEIPTS | CASH DISBURSEMENTS | ENDING CASH BALANCE |
|---|---------------------------|-------------------|-----------------------|------------------------|
| 2015 022 JUVENILE PROBATION | | | | |
| CASH - JUV. PROB. DIV | 7,169.67 | 53.44 | .00 | 7,223.11 |
| INVESTMENTS | .00 | .00 | .00 | .00 |
| FUND TOTALS | <u>7,169.67</u> | <u>53.44</u> | <u>.00</u> | <u>7,223.11</u> |
| 2015 023 JUVENILE PROB. IV-E | | | | |
| CASH - IV-E | 7,912.77 | 4.89 | .00 | 7,917.66 |
| CASH INVESTED | .00 | .00 | .00 | .00 |
| CASH INVESTED - LOGIC | 6,019.11 | .62 | .00 | 6,019.73 |
| FUND TOTALS | <u>13,931.88</u> | <u>5.51</u> | <u>.00</u> | <u>13,937.39</u> |
| 2015 028 ADULT PROBATION | | | | |
| CASH - ADULT PROBATION | 29,648.57 | 34,196.03 | 27,007.79- | 36,836.81 |
| CASH ON HAND | 75.00 | .00 | .00 | 75.00 |
| CASH INVESTED | 38,643.81 | 2.09 | .00 | 38,645.90 |
| CASH INVESTED - LOGIC | 195,143.55 | 20.99 | .00 | 195,164.54 |
| FUND TOTALS | <u>263,510.93</u> | <u>34,219.11</u> | <u>27,007.79-</u> | <u>270,722.25</u> |
| 2015 029 COMMUNITY CORRECTIONS | | | | |
| CASH - COMMUNITY CORRECTI | 15,794.99 | .00 | 6,099.31- | 9,695.68 |
| INVESTMENTS | .00 | .00 | .00 | .00 |
| CASH INVESTED - LOGIC | .00 | .00 | .00 | .00 |
| FUND TOTALS | <u>15,794.99</u> | <u>.00</u> | <u>6,099.31-</u> | <u>9,695.68</u> |
| 2015 032 DISTRICT CLERK PRESERVATION | | | | |
| CASH - DISTRICT CLERK PRESVATI | 19,961.80 | 969.52 | .00 | 20,931.32 |
| INVESTMENTS | .00 | .00 | .00 | .00 |
| CASH INVESTED - LOGIC | 10,014.36 | 1.05 | .00 | 10,015.41 |
| FUND TOTALS | <u>29,976.16</u> | <u>970.57</u> | <u>.00</u> | <u>30,946.73</u> |
| 2015 033 COUNTY/DISTRICT TECHNOLOGY FUN | | | | |
| CASH - COUNTY/DISTRICT TECH | 3,922.22 | 217.72 | .00 | 4,139.94 |
| INVESTMENTS | .00 | .00 | .00 | .00 |
| CASH INVESTED - LOGIC | 3,006.11 | .31 | .00 | 3,006.42 |
| FUND TOTALS | <u>6,928.33</u> | <u>218.03</u> | <u>.00</u> | <u>7,146.36</u> |
| 2015 034 COURT REPORTER | | | | |
| CASH -COURT REPORTER FUND | 12,595.88 | 1,161.78 | 4,333.00- | 9,424.66 |
| INVESTMENTS | 12,160.57 | .62 | .00 | 12,161.19 |
| CASH INVESTED - LOGIC | 30,057.67 | 3.21 | .00 | 30,060.88 |
| FUND TOTALS | <u>54,814.12</u> | <u>1,165.61</u> | <u>4,333.00-</u> | <u>51,646.73</u> |
| 2015 035 PERMANENT IMPROVEMENT | | | | |
| CASH - PERMANENT IMPROVEM | 29,480.56 | 504,748.10 | .00 | 534,228.66 |
| CASH INVESTED | 630,751.40 | 33.75 | .00 | 630,785.15 |
| CASH INVESTED - LOGIC | 1,291,887.40 | 86.78 | 500,000.00- | 791,974.18 |
| T-BILL INVESTMENTS | .00 | .00 | .00 | .00 |
| FUND TOTALS | <u>1,952,119.36</u> | <u>504,868.63</u> | <u>500,000.00-</u> | <u>1,956,987.99</u> |
| 2015 037 LAW ENFORCEMENT ED | | | | |
| CASH - LAW ENFORCEMENT ED | 13,480.25 | 7.07 | 3,244.17- | 10,243.15 |
| CASH INVESTED | 5,007.25 | .31 | .00 | 5,007.56 |
| CASH INVESTED - LOGIC | 5,008.74 | .58 | .00 | 5,009.32 |
| FUND TOTALS | <u>23,496.24</u> | <u>7.96</u> | <u>3,244.17-</u> | <u>20,260.03</u> |
| 2015 038 JP TECH | | | | |
| CASH - J P TECH FUND | 11,175.13 | 876.09 | 1,904.81- | 10,146.41 |

| ACCOUNT NAME | BEGINNING CASH BALANCE | CASH RECEIPTS | CASH DISBURSEMENTS | ENDING CASH BALANCE |
|------------------------------------|---------------------------|------------------|-----------------------|------------------------|
| INVESTMENTS | .00 | .00 | .00 | .00 |
| CASH INVESTED - LOGIC | 16,829.11 | 1.82 | .00 | 16,830.93 |
| FUND TOTALS | 28,004.24 | 877.91 | 1,904.81- | 26,977.34 |
| 2015 040 LAW LIBRARY | | | | |
| CASH - LAW LIBRARY | 27,390.61 | 2,092.09 | 541.48- | 28,941.22 |
| CASH INVESTED | 26,465.62 | 1.46 | .00 | 26,467.08 |
| CASH INVESTED - LOGIC | 55,096.47 | 5.95 | .00 | 55,102.42 |
| FUND TOTALS | 108,952.70 | 2,099.50 | 541.48- | 110,510.72 |
| 2015 041 CC LIBRARY FUND | | | | |
| CASH - COOKE COUNTY LIBRA | 23,128.55 | 1,787.30 | 2,127.62- | 22,788.23 |
| CASH INVESTED | .00 | .00 | .00 | .00 |
| CASH INVESTED - LOGIC | 22,172.00 | 2.39 | .00 | 22,174.39 |
| T-BILL INVESTMENTS | .00 | .00 | .00 | .00 |
| FUND TOTALS | 45,300.55 | 1,789.69 | 2,127.62- | 44,962.62 |
| 2015 042 CC HISTORICAL COMM. | | | | |
| CASH - COOKE CO. HISTORIC | 3,921.29 | 2.42 | .00 | 3,923.71 |
| FUND TOTALS | 3,921.29 | 2.42 | .00 | 3,923.71 |
| 2015 043 JP COURTHOUSE SECURITY | | | | |
| CASH - JP COURTHOUSE SECURITY | 12,740.85 | 220.29 | 25.74- | 12,935.40 |
| CASH INVESTED | .00 | .00 | .00 | .00 |
| CASH INVESTED - LOGIC | 15,024.06 | 1.60 | .00 | 15,025.66 |
| FUND TOTALS | 27,764.91 | 221.89 | 25.74- | 27,961.06 |
| 2015 044 COURTHOUSE SECURITY | | | | |
| CASH - COURTHOUSE SECURIT | 27,811.77 | 2,109.44 | 56.50- | 29,864.71 |
| CASH INVESTED | 31,436.41 | 1.71 | .00 | 31,438.12 |
| CASH INVESTED - LOGIC | 175,314.57 | 12.83 | .00 | 175,333.40 |
| FUND TOTALS | 234,562.75 | 2,129.98 | 56.50- | 236,636.23 |
| 2015 045 FLOOD DAMAGE | | | | |
| CASH - FLOOD DAMAGE | 17,742.00 | .00 | .00 | 17,742.00 |
| CASH INVESTED - TEXPOOL | .00 | .00 | .00 | .00 |
| CASH INVESTED - LOGIC | .00 | .00 | .00 | .00 |
| FUND TOTALS | 17,742.00 | .00 | .00 | 17,742.00 |
| 2015 046 CHAPTER 19 | | | | |
| CASH - CHAPTER 19 | .00 | 269.95 | .00 | 269.95 |
| INVESTMENTS | .00 | .00 | .00 | .00 |
| FUND TOTALS | .00 | 269.95 | .00 | 269.95 |
| 2015 047 CC RECORDS MANAGEMENT | | | | |
| CASH - CC RECORDS MANAGEMENT | 3,256.77 | 98.26 | .00 | 3,355.03 |
| INVESTMENTS - TEXPOOL | .00 | .00 | .00 | .00 |
| FUND TOTALS | 3,256.77 | 98.26 | .00 | 3,355.03 |
| 2015 048 COUNTY RECORDS MANAGEMENT | | | | |
| CASH - RECORDS MANAGEMENT | 23,916.44 | 2,105.85 | 248.00- | 25,774.29 |
| CASH INVESTED | 109,513.37 | 5.85 | .00 | 109,519.22 |
| CASH INVESTED - LOGIC | 155,268.39 | 16.68 | .00 | 155,285.07 |
| FUND TOTALS | 288,698.20 | 2,128.38 | 248.00- | 290,578.58 |
| 2015 049 CC RECORDS PRESERVATION | | | | |
| CASH - RECORDS PRESERVATI | 29,055.89 | 6,891.41 | .00 | 35,947.30 |

| ACCOUNT NAME | BEGINNING CASH BALANCE | CASH RECEIPTS | CASH DISBURSEMENTS | ENDING CASH BALANCE |
|--|---------------------------|------------------|-----------------------|------------------------|
| INVESTMENTS | 43,502.40 | 2.38 | .00 | 43,504.78 |
| CASH INVESTED - LOGIC | 140,243.02 | 15.06 | .00 | 140,258.08 |
| FUND TOTALS | 212,801.31 | 6,908.85 | .00 | 219,710.16 |
| 2015 050 DIST CLERK RECORDS MANAGEMENT | | | | |
| CASH - D C RECORDS MANAGEMENT | 22,842.39 | 640.02 | .00 | 23,482.41 |
| CASH INVESTED | .00 | .00 | .00 | .00 |
| CASH INVESTED - LOGIC | 15,024.09 | 1.60 | .00 | 15,025.69 |
| FUND TOTALS | 37,866.48 | 641.62 | .00 | 38,508.10 |
| 2015 051 DISTRICT CLERK ARCHIVE | | | | |
| DISTRICT CLERK ARCHIVE | 12,470.67 | 731.84 | .00 | 13,202.51 |
| INVESTMENTS | .00 | .00 | .00 | .00 |
| CASH INVESTED - LOGIC | 4,006.93 | .36 | .00 | 4,007.29 |
| FUND TOTALS | 16,477.60 | 732.20 | .00 | 17,209.80 |
| 2015 052 COUNTY CLERK ARCHIVE FEE | | | | |
| CASH - RECORDS ARCHIVE | 28,309.01 | 6,185.17 | 6,429.60- | 28,064.58 |
| INVESTMENTS | 19,429.23 | .99 | .00 | 19,430.22 |
| CASH INVESTED - LOGIC | 60,090.51 | 6.46 | .00 | 60,096.97 |
| FUND TOTALS | 107,828.75 | 6,192.62 | 6,429.60- | 107,591.77 |
| 2015 053 CA CHECK COLLECTING | | | | |
| CASH - CHECK COLLECTING & | 2,299.33 | 135.27 | 108.36- | 2,326.24 |
| CASH INVESTED | .00 | .00 | .00 | .00 |
| CASH INVESTED - LOGIC | 7,513.29 | .86 | .00 | 7,514.15 |
| FUND TOTALS | 9,812.62 | 136.13 | 108.36- | 9,840.39 |
| 2015 054 DA CHECK COLLECTING | | | | |
| CASH - DA CHECK COLLECTING | 192.53 | .00 | .00 | 192.53 |
| CASH INVESTED | .00 | .00 | .00 | .00 |
| FUND TOTALS | 192.53 | .00 | .00 | 192.53 |
| 2015 056 DISTRICT ATTY FORFEITURE | | | | |
| CASH - D.A. FORFEITURE FU | 7,561.71 | 100,428.48 | .00 | 107,990.19 |
| CASH INVESTED - TEXPOOL | 10,007.51 | .62 | .00 | 10,008.13 |
| CASH INVESTED - LOGIC | 120,087.60 | 2.50 | 100,000.00- | 20,090.10 |
| FUND TOTALS | 137,656.82 | 100,431.60 | 100,000.00- | 138,088.42 |
| 2015 057 D A SEIZURE FUND | | | | |
| CASH - SEIZURE-LAW | 41,187.56 | 9,700.00 | 17,052.00- | 33,835.56 |
| INVESTMENTS | .00 | .00 | .00 | .00 |
| FUND TOTALS | 41,187.56 | 9,700.00 | 17,052.00- | 33,835.56 |
| 2015 058 SHERIFF FORFEITURE | | | | |
| CASH- SHERIFF FORFEITURE | 20,032.52 | 102.45 | 2,000.00- | 18,134.97 |
| INVESTMENTS | .00 | .00 | .00 | .00 |
| CASH INVESTED - LOGIC | 57,535.19 | 6.19 | .00 | 57,541.38 |
| FUND TOTALS | 77,567.71 | 108.64 | 2,000.00- | 75,676.35 |
| 2015 059 JAIL COMMISSARY | | | | |
| CASH - JAIL COMMISSARY | 31,641.63 | 1,725.25 | 987.80- | 32,379.08 |
| CASH INVESTED - TEXPOOL | 10,007.51 | .62 | .00 | 10,008.13 |
| CASH INVESTED - LOGIC | 48,072.32 | 5.18 | .00 | 48,077.50 |
| FUND TOTALS | 89,721.46 | 1,731.05 | 987.80- | 90,464.71 |
| 2015 060 INTEREST & SINKING | | | | |
| CASH - INTEREST & SINKING | .00 | .00 | .00 | .00 |

| ACCOUNT NAME | BEGINNING CASH BALANCE | CASH RECEIPTS | CASH DISBURSEMENTS | ENDING CASH BALANCE |
|---|---------------------------|------------------|-----------------------|------------------------|
| CASH INVESTED | .00 | .00 | .00 | .00 |
| CASH INVESTED - LOGIC | .00 | .00 | .00 | .00 |
| T-BILL INVESTMENTS | .00 | .00 | .00 | .00 |
| FUND TOTALS | .00 | .00 | .00 | .00 |
| 2015 061 2004 GO REFUNDING DEBT SERVICE | | | | |
| CASH - 2004 GO REFUNDING D/S | 28,768.10 | 282,256.19 | .00 | 311,024.29 |
| CASH INVESTED | 375,094.51 | 20.05 | .00 | 375,114.56 |
| CASH INVESTED - LOGIC | 607,573.97 | 36.67 | 275,000.00- | 332,610.64 |
| T-BILL INVESTMENTS | .00 | .00 | .00 | .00 |
| FUND TOTALS | 1,011,436.58 | 282,312.91 | 275,000.00- | 1,018,749.49 |
| 2015 070 BOND FUND | | | | |
| CASH - CONSTRUCTION FUND | .00 | .00 | .00 | .00 |
| CASH INVESTED | .00 | .00 | .00 | .00 |
| CASH INVESTED - LOGIC | .00 | .00 | .00 | .00 |
| FUND TOTALS | .00 | .00 | .00 | .00 |
| 2015 088 STATE FEES | | | | |
| CASH - STATE FEES | 96,211.17 | 66,008.44 | 2.44- | 162,217.17 |
| CASH INVESTED | 2,303.63 | .00 | .00 | 2,303.63 |
| CASH INVESTED - LOGIC | 28,050.01 | 2.44 | 20,000.00- | 8,052.45 |
| FUND TOTALS | 126,564.81 | 66,010.88 | 20,002.44- | 172,573.25 |
| 2015 090 OFFICER'S TRUST | | | | |
| CASH-OFFICERS TRUST | 61,368.95 | .00 | .00 | 61,368.95 |
| CASH INVESTED | .00 | .00 | .00 | .00 |
| CASH INVESTED - LOGIC | .00 | .00 | .00 | .00 |
| FUND TOTALS | 61,368.95 | .00 | .00 | 61,368.95 |
| 2015 091 LIBRARY TRUST - LIDDELL | | | | |
| CASH-LIBRARY TRUST/LIDDELL | 1,781.66 | 10.44 | .00 | 1,792.10 |
| CD INVESTMENT | 15,000.00 | .00 | .00 | 15,000.00 |
| FUND TOTALS | 16,781.66 | 10.44 | .00 | 16,792.10 |
| 2015 092 LIBRARY TRUST - ROSENSTEIN | | | | |
| CASH-LIBRARY TRUST/ROSENSTEIN | 3,070.55 | 1.89 | .00 | 3,072.44 |
| CD INVESTMENT | 19,000.00 | .00 | .00 | 19,000.00 |
| FUND TOTALS | 22,070.55 | 1.89 | .00 | 22,072.44 |
| 2015 098 PAYROLL CLEARING | | | | |
| CASH - PAYROLL CLEARING | 1,596.97 | 898,530.14 | 898,530.14- | 1,596.97 |
| INVESTMENTS | .00 | .00 | .00 | .00 |
| FUND TOTALS | 1,596.97 | 898,530.14 | 898,530.14- | 1,596.97 |
| 2015 100 CHILD ABUSE PREVENTION FUND | | | | |
| CASH-CHILD ABUSE PREVENTION | 243.03 | 6.68 | .00 | 249.71 |
| CASH INVESTED | .00 | .00 | .00 | .00 |
| FUND TOTALS | 243.03 | 6.68 | .00 | 249.71 |
| 2015 101 PRETRIAL DIVERSION | | | | |
| CASH-PRETRIAL DIVERSION | 7,006.38 | 50.00 | 2.38- | 7,054.00 |
| CASH INVESTED | .00 | .00 | .00 | .00 |
| CASH INVESTED - LOGIC | .00 | .00 | .00 | .00 |
| FUND TOTALS | 7,006.38 | 50.00 | 2.38- | 7,054.00 |
| GRAND TOTALS | 32,252,582.53 | 11,491,748.97 | 12,271,892.38- | 31,472,439.12 |