




FINANCIAL REPORTS


February 2016

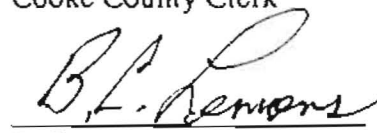
In accordance with Local Government Code 114.026, this affidavit states the current cash and reports in the custody of the county treasurer as of this date of February 29, 2016.


Jason Brinkley,
Cooke County Judge



Gary Hollowell,
Commissioner Pct. #1


Al Smith,
Commission Pct. #3


Rebecca Lawson,
Cooke County Clerk


B. C. Lemons,
Commissioner Pct. #2


Leon Klement,
Commissioner Pct. #4

FILED FOR RECORD
16 MAR 28 AM 11:50
REBECCA LAWSON
COUNTY CLERK, COOKE CO. TX
BY  DEPUTY

AFFIDAVIT

STATE OF TEXAS

COUNTY OF COOKE

The members of the Commissioners' Court of Cooke County, Texas, state as follows:

The requirement of Subsection (C) of the Texas Local Government Code, §114.026 have been met for the term of February 2016. The amount of cash and other assets in the custody of the County Treasurer at the time of examination are:

Cash (includes on hand, money market accounts, and short term investments) \$ 36,829,507.60.

Other Assets (long term investments) \$ 0.00.

Sworn to and subscribed this 28 day of March, 2016.



Jason Brinkley, Cooke County Judge



Gary Hollowell, Commissioner, Pct 1



B. C. Lemons, Commissioner, Pct 2




Al Smith, Commissioner, Pct 3



Leon Klement, Commissioner, Pct 4

ATTEST:



Rebecca Lawson, County Clerk



MONTHLY REPORT

FEBRUARY 2016

PATTY BRENNAN

COOKE COUNTY TREASURER

PRIOR MONTH ENDING BANK STATEMENT BALANCE	\$129,119.29	
CLEARED DEPOSITS	\$769,062.83	2
CLEARED ADDITIONS	\$.00	
CLEARED CHECKS	\$70,621.94-	64
CLEARED DEDUCTIONS	<u>\$827,191.25-</u>	6

CURRENT MONTH ENDING BANK STATEMENT BALANCE \$368.93

CURRENT MONTH ENDING BANK STATEMENT BALANCE	\$368.93	
OUTSTANDING DEPOSITS	\$128,584.24	1
OUTSTANDING ADDITIONS	\$.00	
OUTSTANDING CHECKS	\$1,771.09-	5
OUTSTANDING DEDUCTIONS	<u>\$.00</u>	

RECONCILED BOOK BALANCE \$127,182.08

ENDING STATEMENT DATE 02/29/2016 CLERK: PB

Cooke County
Attn: Patty Brennan
101 S. Dixon Street
Gainesville, TX 76240

Depositor Statement

February 1, 2016 - February 29, 2016

Account #: 104791304900

Account at-a-Glance

Beginning Balance	2,004,030.91
+ Net Deposits	0.00
+ Net Accrued Interest ²	397.60
Ending Balance	2,004,428.51
Days In Period ⁴	29
Average Daily Balance ⁵	2,004,030.91
Net APY This Period ⁶	0.2500
Available Balance ⁷	2,004,030.91

Depositor Information

Website: www.ficaaccount.com
Support Center: (866) 343-5516

Account Transactions

Description	Date	Amount(USD\$)
No transactions in this period		

Bank Deposit Detail

Depository Bank	FDIC#	Balance(USD\$)
Admirals Bank	27015	1,410.12
Alpine Bank	23091	2,951.92
Bank of Marin	32779	50.57
Bank of Missouri	1617	25.20
Bank of Princeton	58513	1,954.30
Bar Harbor Bank & Trust	11971	1,659.12
Bofi Federal Bank	35546	202,022.82
Boone Bank & Trust Co.	33552	48.40
Brunswick Bank and Trust Company	20220	1,159.46
Buckeye Community Bank	35101	13.41
Business First Bank	58228	13.41
CFBank	28263	13.41
California Bank & Trust	20852	1,007.99
Capital Bank National Association	35278	1,214.06
Capital One National Association	4297	2,883.83
CapitalMark Bank & Trust	58507	2,293.90
Carver Federal Savings Bank	30394	299.49
Celtic Bank	57056	9,361.18
Central Bank Illinois	11670	43.16

Depositor Statement

Cooke County
Attn: Patty Brennan
101 S. Dixon Street
Gainesville, TX 76240

February 1, 2016 - February 29, 2016

Account #: 104791304900

Depository Bank	FDIC#	Balance(USD\$)
Columbia State Bank	33826	8,035.79
CommerceWest Bank	57176	1,958.92
Customers Bank	34444	41,918.14
Darien Rowayton Bank	58257	162,668.38
DeWitt Bank and Trust Company	1522	14.32
Dollar Bank Federal Savings Bank	32245	1,888.48
Enterprise Bank	34786	13.41
Fannin Bank	5589	11.25
Farmers National Bank of Canfield	6540	2,977.62
Farmers Trust and Savings Bank	14195	8,123.79
Farmers and Merchants State Bank of	1599	11.25
First Bank	12229	174,805.24
First Choice Bank	58471	99,205.99
First Internet Bank of Indiana	34607	4,945.27
First National Bank and Trust Company of Vini	4218	11.25
First National Bank in Green Forest	3869	10.37
First National Bank of Omaha	5452	2,000.00
First National Bank of Pandora	6671	18.59
First Premier Bank	6085	4,006.94
First State Bank	19163	15.16
First Virginia Community Bank	58696	10,890.32
Foothills Bank & Trust	58591	64.93
Franklin Synergy Bank	58714	37,287.29
Freedom National Bank	57254	13.41
Green Bank National Association	35007	194.91
GulfShore Bank	58762	2,672.10
Hancock Bank	12441	164,355.06
Happy State Bank	10359	19,747.73
Hinsdale Bank & Trust Company	33849	992.01
IBERIABANK	28100	13.41
Israel Discount Bank of New York	19977	36,594.46
KeyWorth Bank	58617	587.83
Lake Forest Bank & Trust Company	27589	982.59
Legacy Bank	12699	12.51
Libertyville Bank & Trust Company	34073	1,000.00
MainStreet Bank	57742	1,553.99
Merchants Bank of Indiana	8056	101,637.20
Meridian Bank	57777	6,911.55
Metropolitan National Bank	34699	18,413.57
MileStone Bank	58502	6,048.21
National Bank of Commerce	57764	629.50
NewBank	58203	1,565.86
OneUnited Bank	23966	719.80
OneWest Bank FSB	58978	4,274.46
Pacific Enterprise Bank	58415	11,263.98
Pacific Mercantile Bank	34940	49,136.27
Pacific Trust Bank FSB	35498	101,934.76
Post Oak Bank N.A.	57729	30,072.30
Premier Bank	34384	1,564.36

Cooke County
Attn: Patty Brennan
101 S. Dixon Street
Gainesville, TX 76240

Depositor Statement

February 1, 2016 - February 29, 2016

Account #: 104791304900

Depository Bank	FDIC#	Balance(USD\$)
Prime Bank	58804	19.04
Provident Bank	30337	2,156.12
Quontic Bank	57807	2,120.67
RSNB Bank	2229	13.41
Reading Co-operative Bank	26620	24.66
Regent Bank	4160	1,072.20
Relyance Bank National Association	19371	13.41
Rockville Bank	18203	120,506.65
Rocky Mountain Bank	20310	1,986.59
Security Bank and Trust Company	9172	13.41
Security Bank of Pulaski County	15347	82.11
Signature Bank	57053	218,986.28
Southern Bancorp Bank	1528	961.21
Southwest Bank	18812	37,991.28
Success Bank	10127	466.89
T. Rowe Price Savings Bank	35154	19.09
TD Bank N.A.	18409	4,929.61
Third Coast Bank SSB	58716	11.11
Uinta Bank	1167	10.77
Umpqua Bank	17266	1,000.45
Valley National Bank	9396	19.04
ViewPoint Bank National Association	58006	11,777.32
WashingtonFirst Bank	57696	247,524.04
Woori America Bank	24920	125.27
Aggregate Net Accrued Interest ³		397.60
Total		2,004,428.51

Disclosure Information

¹ The Federally Insured Cash Account ® ("FICA") is not a member of the Federal Deposit Insurance Corporation ("FDIC"), but the banks in which your money is deposited are FDIC members. The FDIC is an independent agency of the U.S. government that protects the funds depositors place in FDIC insured institutions. FDIC deposit insurance is backed by the full faith and credit of the U.S. government.

² Net Accrued Interest is the estimated amount of your accrued interest earned for the current month less any FICA fee with respect to such interest. Net Accrued Interest cannot be withdrawn from your account until it is credited to the account. There is no guarantee that you will receive the full amount as stated. Refer to the U.S. Bank Custodial Statement, provided via fcaaccount.com, for further details regarding interest earned and fees charged. Net Accrued Interest is for informational purposes only.

³ Aggregate Net Accrued Interest is the sum of the current month's Net Accrued Interest and any prior period Net Accrued Interest not yet paid.

⁴ Days In Period ("DIP") is the number of days in the period beginning on, and including the later of, the first day of the month or the business day your initial deposit is received by the FICA Custodian if received on or before 11:00AM EST or the business day immediately following if received after 11:00AM EST, and ending on, and including, the last day of the month. DIP does not include any date on which the balance is zero.

⁵ Average Daily Balance is the sum of your beginning balance, plus any deposits less any withdrawals averaged across number of days in Days In Period.

⁶ Net APY This Period is the annualized yield that reflects the relationship between the net interest received plus any Net Accrued Interest and the Average Daily Balance for the statement period.

⁷ Available Balance reflects the amount that can be withdrawn as of the date of the statement. This balance is the Ending Balance less the Aggregate Net Accrued Interest amount.

We encourage you to compare the information provided in our statement with the U.S. Bank custody statement. You may access your U.S. Bank custody statement by calling 1-866-343-5516.

StoneCastle Cash Management, LLC is an SEC Registered Investment Advisor. StoneCastle Cash Management, LLC is an affiliate of StoneCastle Partners, LLC, a leading asset management and financial services company dedicated to investing and serving the community banking sector. Performance data shown represents past performance, and is no guarantee of future results. Rates may change without notice. Please read the Terms and Conditions relating to the FICA program for more complete information and the governing terms of the account. Review your statement for accuracy. If you have any questions regarding your account, contact a FICA representative. Registration with the SEC does not imply a particular level of skill or training.

PRIOR MONTH ENDING BANK STATEMENT BALANCE	\$10,586,248.10	
CLEARED DEPOSITS	\$5,486,755.89	257
CLEARED ADDITIONS	\$205,219.00	4
CLEARED CHECKS	\$1,824,877.32-	459
CLEARED DEDUCTIONS	<u>\$5,623,125.44-</u>	5

CURRENT MONTH ENDING BANK STATEMENT BALANCE \$8,830,220.23

CURRENT MONTH ENDING BANK STATEMENT BALANCE	\$8,830,220.23	
OUTSTANDING DEPOSITS	\$12,184.45	10
OUTSTANDING ADDITIONS	\$.00	
OUTSTANDING CHECKS	\$574,784.57-	581
OUTSTANDING DEDUCTIONS	<u>\$.00</u>	

RECONCILED BOOK BALANCE \$8,267,620.11

ENDING STATEMENT DATE 02/29/2016 CLERK: PB

C.D. INVESTMENTS

LANDMARK BANK

FEBRUARY 2016

<u>C.D.#</u>	<u>PURCHASE DATE</u>	<u>AMOUNT</u>	<u>MAT. DATE</u>
GEN/4170805685	May 24, 2015	500,000.00	May 24, 2017
GEN/4170805677	May 24, 2015	500,000.00	May 24, 2017
Library - Liddell 4761	July 15, 2015	7,500.00	Jan 15, 2017
Library - Liddell 4779	July 15, 2015	7,500.00	Jan 15, 2017
Library - Rosenstein 5099	Jun 12, 2014	11,000.00	Sept 12, 2017
Library - Rosenstein 5198	Sept 16, 2014	8,000.00	Dec 16, 2017

INT. EARNED MONTHLY:

2-Gen CD's @ .52%
2-Liddell CD's @ .25%
2-Rosenstein CD's @ 1.05%

Interest is deposited into the Treasurer's Fund. The 2 Gen CDs' interest is deposited monthly, and the 4 Library's CDs' interest is deposited quarterly.

PROSPERITY BANK

GEN/14401708	Sept 17, 2015	250,000.00	Sept 17, 2017
--------------	---------------	------------	---------------

INT. EARNED MONTHLY:

Gen CD @ .50%

Interest accrues monthly and is deposited monthly with depository bank into the Treasurer's Fund.

C.D. INVESTMENTS

THE FIRST STATE BANK

FEBRUARY 2016

<u>C.D.#</u>	<u>PURCHASE DATE</u>	<u>AMOUNT</u>	<u>MAT. DATE</u>
GEN/17445	Sept 17, 2015	250,000.00	Sept 17, 2017

INT. EARNED MONTHLY:

Gen CD @ .65%

Interest accrues monthly and is deposited monthly with depository bank into the Treasurer's Fund.

MUENSTER STATE BANK

GEN/2129	Sept 17, 2015	250,000.00	Sept 17, 2017
----------	---------------	------------	---------------

INT. EARNED MONTHLY:

Gen CD @ .75%

Interest accrues monthly and is deposited monthly with depository bank into the Treasurer's Fund.

INVESTMENTS-TEXPOOL
PATTY BRENNAN, COOKE COUNTY TREASURER
FEBRUARY 2016

ACCT NAME	BALANCE FORWARD	DEPOSITS	WITH- DRAWALS	CURRENT INTEREST	ENDING BALANCE
GENERAL	\$ 6,021,678.47	\$ -	\$ -	\$ 1,440.37	\$ 6,023,118.84
R & B -1	\$ 413,605.14	\$ 100,000.00	\$ -	\$ 117.25	\$ 513,722.39
R & B -2	\$ 116,958.95	\$ 100,000.00	\$ -	\$ 34.78	\$ 216,993.73
R & B -3	\$ 409,046.38	\$ 75,000.00	\$ -	\$ 102.99	\$ 484,149.37
R & B -4	\$ 401,420.92	\$ -	\$ -	\$ 95.96	\$ 401,516.88
FM & L	\$ 63,159.61	\$ 250,000.00	\$ -	\$ 72.98	\$ 313,232.59
TJPC	\$ 5,011.15	\$ -	\$ -	\$ 1.16	\$ 5,012.31
ADULT PROB	\$ 88,680.11	\$ -	\$ -	\$ 21.22	\$ 88,701.33
COURT REP	\$ 12,169.55	\$ -	\$ -	\$ 2.91	\$ 12,172.46
PERM IMP	\$ 931,245.58	\$ 250,000.00	\$ -	\$ 280.59	\$ 1,181,526.17
LAW ENFORCEMENT ED	\$ 5,010.99	\$ -	\$ -	\$ 1.16	\$ 5,012.15
LAW LIBRARY	\$ 26,485.44	\$ -	\$ -	\$ 6.30	\$ 26,491.74
C H SECURITY	\$ 56,461.10	\$ 100,000.00	\$ 100,000.00	\$ 22.51	\$ 56,483.61
REC MGMT	\$ 134,598.49	\$ -	\$ -	\$ 32.17	\$ 134,630.66
REC PRESV	\$ 43,534.76	\$ -	\$ -	\$ 10.42	\$ 43,545.18
ARCHIVE	\$ 19,443.63	\$ -	\$ -	\$ 4.66	\$ 19,448.29
DIST ATTY FORFEITURE	\$ 10,015.05	\$ -	\$ -	\$ 2.38	\$ 10,017.43
JAIL COMMISSARY	\$ 30,018.04	\$ -	\$ -	\$ 7.16	\$ 30,025.20
2004 GO-REFUNDING	\$ 425,380.57	\$ -	\$ 100,000.00	\$ 80.18	\$ 325,460.75
TOTAL: TREAS FUND	\$ 9,213,923.93	\$ 875,000.00	\$ 100,000.00	\$ 2,337.15	\$ 9,891,261.08
YEAR - TO - DATE INTEREST	BAL FORWARD	CURRENT INT.	BALANCE		
	\$ 4,508.55	\$ 2,337.15	\$ 6,845.70		
AVG. YEILD FOR FEBRUARY 2016	0.30%	MKT VALUE PER SHARE	\$ 1.00		

INVESTMENTS-LOGIC
PATTY BRENNAN, COOKE COUNTY TREASURER
FEBRUARY 2016

ACCT NAME	BALANCE FORWARD	DEPOSITS	WITH- DRAWALS	CURRENT INTEREST	ENDING BALANCE
GENERAL	\$ 7,528,077.46	\$ 3,000,000.00	\$ -	\$ 3,888.34	\$ 10,531,965.80
R & B -1	\$ 767,802.15	\$ 250,000.00	\$ -	\$ 389.99	\$ 1,018,192.14
R & B -2	\$ 136,173.84	\$ 200,000.00	\$ -	\$ 128.81	\$ 336,302.65
R & B -3	\$ 608,643.99	\$ 200,000.00	\$ -	\$ 309.85	\$ 808,953.84
R & B -4	\$ 542,033.70	\$ 200,000.00	\$ -	\$ 284.30	\$ 742,318.00
FM & L	\$ 401,593.65	\$ -	\$ -	\$ 153.90	\$ 401,747.55
TIPC	\$ 10,063.00	\$ -	\$ -	\$ 3.87	\$ 10,066.87
JUV-ISP	\$ 4,799.79	\$ -	\$ -	\$ 1.87	\$ 4,801.66
JUV-IVE	\$ 6,025.89	\$ -	\$ -	\$ 2.28	\$ 6,028.17
ADULT PROB	\$ 95,307.74	\$ -	\$ -	\$ 36.53	\$ 95,344.27
DIST CLK PRESERVATION	\$ 10,025.81	\$ -	\$ -	\$ 3.84	\$ 10,029.65
CTY/DIST TECH	\$ 3,009.42	\$ -	\$ -	\$ 1.15	\$ 3,010.57
COURT REP	\$ 30,091.90	\$ -	\$ -	\$ 11.51	\$ 30,103.41
PERM IMP	\$ 1,092,910.34	\$ 100,000.00	\$ -	\$ 429.79	\$ 1,193,340.13
LAW ENFORCEMENT ED	\$ 5,014.49	\$ -	\$ -	\$ 1.94	\$ 5,016.43
JP-TECH	\$ 16,848.34	\$ -	\$ -	\$ 6.46	\$ 16,854.80
LAW LIBRARY	\$ 55,159.25	\$ -	\$ -	\$ 21.15	\$ 55,180.40
CC LIBRARY	\$ 22,197.26	\$ -	\$ -	\$ 8.50	\$ 22,205.76
JP-CH SECURITY	\$ 5,032.32	\$ -	\$ -	\$ 1.94	\$ 5,034.26
C H SECURITY	\$ 100,428.26	\$ 100,000.00	\$ 100,000.00	\$ 56.84	\$ 100,485.10
REC MGMT	\$ 130,422.03	\$ -	\$ -	\$ 49.96	\$ 130,471.99
REC PRESV	\$ 40,344.60	\$ -	\$ -	\$ 15.47	\$ 40,360.07
DIST CLK REC MGMT	\$ 15,041.25	\$ -	\$ -	\$ 5.77	\$ 15,047.02
DIST CLK ARCHIVE	\$ 4,011.37	\$ -	\$ -	\$ 1.55	\$ 4,012.92
ARCHIVE	\$ 35,144.39	\$ -	\$ -	\$ 13.44	\$ 35,157.83
CTY ATTY CHECK COLLECT	\$ 4,519.17	\$ -	\$ -	\$ 1.73	\$ 4,520.90
DIST ATTY FORFEITURE	\$ 20,110.74	\$ -	\$ -	\$ 7.70	\$ 20,118.44

INVESTMENTS-LOGIC
PATTY BRENNAN, COOKE COUNTY TREASURER
FEBRUARY 2016

SHERIFF FORFEITURE	\$ 37,591.07	\$ -	\$ -	\$ 14.42	\$ 37,605.49
JAIL COMMISSARY	\$ 48,127.14	\$ -	\$ -	\$ 18.42	\$ 48,145.56
STATE FEES	\$ 8,060.84	\$ -	\$ -	\$ 3.09	\$ 8,063.93
2012 GO REFUNDING	\$ 382,965.42	\$ -	\$ -	\$ 146.75	\$ 383,112.17
TOTAL: TREAS FUND	<u>\$ 12,167,576.62</u>	<u>\$ 4,050,000.00</u>	<u>\$ 100,000.00</u>	<u>\$ 6,021.16</u>	<u>\$ 16,123,597.78</u>

YEAR - TO - DATE INTEREST	BAL FORWARD	CURRENT INT.	BALANCE
	\$ 8,202.16	\$ 6,021.16	\$ 14,223.32

AVG. YEILD FOR FEBRUARY 2016	0.48%	MKT VALUE PER SHARE	\$ 1.00
------------------------------	-------	---------------------	---------

Landmark Bank, N.A.

Cooke County

As of: Monday, February 29, 2016

Detail Section:

<u>Account No.</u>	<u>Balance</u>	<u>Int Rate</u>	<u>Type</u>	<u>Officer</u>
28002408	\$0	0.00%	TDSV	R1B
28002416	\$0	0.00%	TDSV	R1B
28900090	\$369	0.00%	CK	R1B
28900287	\$8,830,220	0.42%	CK	R1B
28900325	\$15,754	0.00%	CK	R1B
28900333	\$0	0.00%	CK	R1B
28900341	\$0	0.00%	CK	R1B
28900368	\$59,618	0.42%	CK	R1B
28900376	\$124,566	0.00%	CK	R1B
28900384	\$2,782	0.00%	CK	R1B
28900392	\$3,176	0.00%	CK	R1B
28900406	\$37,477	0.00%	CK	R1B
28900414	\$1,342	0.00%	CK	R1B
28900422	\$0	0.00%	CK	R1B
28900449	\$827,171	0.00%	CK	R1B
28900457	\$0	0.00%	CK	R1B
28900465	\$0	0.00%	CK	R1B
28900481	\$110,413	0.00%	CK	R1B
28900511	\$4,576	0.00%	CK	R1B
28900538	\$2,295	0.00%	CK	R1B
28901259	\$5,698	0.00%	CK	ELE
28901593	\$19,854	0.00%	CK	JDH
4170003539	\$57,815	0.00%	CK	R1B
4170009684	\$0	0.00%	CK	R1B
4170009700	\$5,923	0.00%	CK	R1B
4170013934	\$0	0.00%	CK	JDH
4170023065	\$0	0.00%	CK	R1B
4170045332	\$9,707	0.00%	CK	T1G
4170049177	\$500	0.00%	CK	T1G
4170800744	\$0	0.00%	TDSV	JDH
4170800751	\$0	0.00%	TDSV	JDH
4170801528	\$0	0.00%	TDSV	R1B
4170801536	\$0	0.00%	TDSV	R1B
4170802286	\$0	0.00%	TDSV	JDH
4170802294	\$0	0.00%	TDSV	JDH
4170802849	\$0	0.00%	TDSV	JDH
4170802856	\$0	0.00%	TDSV	JDH
4170803896	\$0	0.00%	TDSV	R1B

3/2/2016 8:43:25 AM

4170803904	\$0	0.00%	TDSV	R1B
4170804019	\$0	0.00%	TDSV	R1B
4170804142	\$0	0.00%	TDSV	R1B
4170804159	\$0	0.00%	TDSV	R1B
4170804415	\$0	0.00%	TDSV	T1G
4170804423	\$0	0.00%	TDSV	T1G
4170804761	\$7,500	0.25%	TDSV	T1G
4170804779	\$7,500	0.25%	TDSV	T1G
4170805073	\$0	0.00%	TDSV	T1G
4170805081	\$0	0.00%	TDSV	T1G
4170805198	\$8,000	1.05%	TDSV	JDH
4170805677	\$500,000	0.52%	TDSV	T1G
4170805685	\$500,000	0.52%	TDSV	T1G

Collateral Section:

<u>Description / LOC No.</u>	<u>Amount</u>	<u>Maturity Date</u>
Securities - Market Value	\$13,511,928	(See add'l report)

Pledge Report Summary:

Total Deposits	\$	11,142,256
Plus Additional Coverage (per Agreement)	\$	0
Total Collateral Needed	\$	11,142,256
Collateral Pledged	\$	13,511,928
FDIC Insurance	\$	250,000
Total Collateral Provided	\$	13,761,928
Total Public Funding Excess / (Needed)	\$	2,619,671

CC3 PROD

AS OF CLOSE OF BUSINESS 02-29-2016

DISTRB PT J1

PLEDGE: COOKE COUNTY AS OF CLOSE OF BUSINESS 02-29-2016
100 S. DIXON 17BM INSTITUTION ID: #178M
RM. 106

GAINESVILLE TX 76240
HOLDER : 081500862 - LANDMARK BANK
ACCOUNT: 178M - *COOKE COUNTY

RESP FRB:H1

CUSIP #			BVF	PAR BALANCE	BOOK VALUE
31300LVH5	FMAR 848716 G	01-01-37	0.5319456300	200,000.00	106,389.13
3133TTX48	FGRA 2326ZQ 06/15/31	06-15-31	0.1659201300	300,000.00	49,776.04
313378CR0	2.25 FHLB 22 KW	03-11-22	1.0000000000	8,000,000.00	8,000,000.00
3136ACLE9	FNRM RC025BD R13F025	03-25-33	0.7313938300	1,400,000.00	1,023,951.36
3136AKJK0	FNRM CL041CM R14F041	06-25-40	0.8161688400	1,000,000.00	816,168.84
3137B1CT7	FGRM 4195LH 12/15/31	12-15-31	0.7586096100	600,000.00	455,165.77
31392WB41	FGRM 2512PG 10/15/22	10-15-22	0.2835957100	400,000.00	113,438.28
31394CMY5	FNRM CL016LE R05F016	07-25-33	0.0864837900	1,100,000.00	95,132.17
31394H2Q3	FGRM 2662DH 08/15/23	08-15-23	0.7885267800	1,200,000.00	946,232.14
31394RJX8	FGRM 2754PD 11/15/32	11-15-32	0.0095505600	100,000.00	955.06
31395HVM9	FGRA 2896BZ 11/15/34	11-15-34	1.5046832600	200,000.00	300,936.65
31396ALL6	FGRM 3035DP 10/15/34	10-15-34	0.0542292600	2,100,000.00	113,881.45
38374F2L7	GFRM 2004-24 ZM	04-20-34	1.3831341166	700,000.00	968,193.88
			SUBTOTAL:	17,300,000.00	12,990,220.77
			GRAND TOTAL:	17,300,000.00	12,990,220.77

Pledge Inventory Report

Landmark Bank
Columbia, MO
FROM 2/1/2016 TO 2/29/2016

Customer ID: 5961
Report Date: 3/1/2016
PAS Rep: Vance Roe
Account Rep: Bob Fitzpatrick

Cusip Ticket	Description Locallon Code/Name	Maturity Date Group	Intent Coupon	S&P Moody	Market Price Dt Maturity (Yr)	Original Face Par	Book Value Market Value
	Pledged: J78M - COOKE COUNTY						
313378CR0 956483	FED HOME LN BK FED - FEDERAL RESERVE BANK	03/11/2022 AGY	AFS 2.25000	AA+ Aaa	2/29/2016 6.03	5,000,000.00 5,000,000.00	5,070,694.89 5,176,699.85
313378CR0 965653	FED HOME LN BK FED - FEDERAL RESERVE BANK	03/11/2022 AGY	AFS 2.25000	AA+ Aaa	2/29/2016 6.03	3,000,000.00 3,000,000.00	3,040,603.96 3,106,019.91
31300LVH5 851172	FHLMC ARM POOI #8487 FED - FEDERAL RESERVE BANK	01/01/2037 MB3	AFS 2.56700		2/29/2016 20.85	200,000.00 106,389.13	113,831.65 112,342.67
3133TTX48 783451	fhlmc remic ser 2326 FED - FEDERAL RESERVE BANK	06/15/2031 MB4	AFS 6.50000	NR	2/29/2016 15.30	300,000.00 49,776.04	56,300.83 56,280.50
3136ACLE9 879680	FNM13025 BD FED - FEDERAL RESERVE BANK	03/25/2033 MB4	AFS 2.00000	Nr	2/29/2016 17.08	1,400,000.00 1,023,951.36	997,702.91 1,037,898.98
3136AKJK0 916714	FNR 2014-41 CM FED - FEDERAL RESERVE BANK	06/25/2040 MB4	AFS 1.50000	Nr	2/29/2016 24.34	1,000,000.00 816,168.84	778,387.17 804,017.41
3137B1CT7 882621	FHL4195 LH FED - FEDERAL RESERVE BANK	12/15/2031 MB4	AFS 1.50000	Nr	2/29/2016 15.80	600,000.00 455,165.77	438,858.74 451,263.18
31392WB41 719835	FHL2512 PG FED - FEDERAL RESERVE BANK	10/15/2022 MB4	AFS 5.50000	NR	2/29/2016 6.63	400,000.00 113,438.28	121,136.99 123,579.48
31394CMY5 733876	FNM05016 LE FED - FEDERAL RESERVE BANK	07/25/2033 MB4	AFS 5.50000	NR	2/29/2016 17.41	1,100,000.00 95,132.17	95,458.34 95,713.46
31394H2Q3 887207	FHL2662 DH FED - FEDERAL RESERVE BANK	08/15/2023 MB4	AFS 5.00000	NR	2/29/2016 7.46	1,200,000.00 946,232.14	1,009,984.11 1,025,209.38
31394RJX8 704476	FHLMC REMIC SER 2754 FED - FEDERAL RESERVE BANK	11/15/2032 MB4	AFS 5.00000	NR	2/29/2016 16.72	100,000.00 955.06	955.06 954.95
31395HVM9 855892	FHL2896 BZ FED - FEDERAL RESERVE BANK	11/15/2034 MB4	AFS 5.00000	Nr	2/29/2016 18.72	200,000.00 300,936.65	329,613.29 331,338.66
31396ALL6 746903	FHL3035 DP FED - FEDERAL RESERVE BANK	10/15/2034 MB4	AFS 5.50000	NR	2/29/2016 18.64	2,100,000.00 113,881.45	114,969.38 115,379.85

This report reflects information submitted to us by the customer. It is not intended to be used as the official record of safekeeping location and/or pledged holdings. This information should be provided by the customer's safekeeper.

FTN Financial PASPort
Page 100

Pledge Inventory Report

Landmark Bank
 Columbia, MD
 FROM 2/1/2016 TO 2/29/2016

Customer ID: 5961
 Report Date: 3/1/2016
 PAS Rep: Vance Roe
 Account Rep: Bob Fitzpatrick

Cusip Ticket	Description Location Code/Name	Maturity Date Group	Intent Coupon	S&P Moody	Market Price Dt Maturity (Yr)	Original Face Par	Book Value Market Value
Pledged: J7BM - COOKE COUNTY							
38374F2L7	GNM04024 ZM	04/20/2034	AFS		2/29/2016	700,000.00	1,074,615.40
844136	FED - FEDERAL RESERVE BANK	MB4	5.00000	Nr	18.15	968,193.88	1,075,229.27
14	Total Pledged: J7BM - COOKE COUNTY					17,300,000.00	13,243,112.72
						12,990,220.77	13,511,927.55

This report reflects information submitted to us by the customer. It is not intended to be used as the official record of safekeeping location and/or pledged holdings. This information should be provided by the customer's safekeeper.



EL CAMPO, TX

Pledge Security Listing

February 29, 2016



ID	CUSTP	Description	Safekeeping Location	Safekeeping Receipt	Coupon	Maturity Date	Call Date	Moody	S&P	Fitch	FASB115	Face Amount	Current Par	Current Book Value	Market Value	Gain(Loss)
COOKE COUNTY																
2047	3128MBNA1	FHLMC G12885	FHLB	x	5.00	06/01/2021		AAA	AA+	AAA	HTM	157,950	10,620.18	10,620.05	11,249.11	629.06
2107	31410G558	FNMA 889257	FHLB	x	5.00	04/01/2021		AAA	AA+	AAA	HTM	105,405	6,849.08	6,848.99	7,237.17	388.17
3643	3128MMQX4	FHLMC G18469	FHLB		2.00	06/01/2028		AAA	AA+	AAA	HTM	212,158	157,292.48	157,895.53	157,736.83	(158.70)
Total for COOKE COUNTY												475,513	174,761.74	175,364.57	176,223.11	858.53



FUND NAME	CHECKING ACCOUNT	CHECKING AMOUNT	TDOA ACCOUNT	TDOA AMOUNT	FUND TOTAL
2016 001 GENERAL	TREAS FUND	4,504,415.05	TEXPOOL LOGIC STONE CERT DEPOS	6,023,118.84 10,531,965.80 2,004,428.51 1,750,000.00	24,813,928.20
2016 011 ROAD & BRIDGE 1	TREAS FUND	682,177.93	TEXPOOL LOGIC	513,722.39 1,018,192.14	2,214,092.46
2016 012 ROAD & BRIDGE 2	TREAS FUND	752,380.82	TEXPOOL LOGIC	216,993.73 336,302.65	1,305,677.20
2016 013 ROAD & BRIDGE 3	TREAS FUND	714,849.10	TEXPOOL LOGIC	484,149.37 808,953.84	2,007,952.31
2016 014 ROAD & BRIDGE 4	TREAS FUND	657,884.32	TEXPOOL LOGIC	401,516.88 742,318.00	1,801,719.20
2016 019 FM & LATERAL	TREAS FUND	85,654.51	TEXPOOL LOGIC	313,232.59 401,747.55	800,634.65
2016 020 TJPC	TREAS FUND	5,243.73	TEXPOOL LOGIC	5,012.31 10,066.87	20,322.91
2016 021 JUVENILE PROB-ISP	TREAS FUND	7,184.46	TEXPOOL LOGIC	4,801.66	11,986.12
2016 022 JUVENILE PROBATION	TREAS FUND	8,783.34	TEXPOOL		8,783.34
2016 023 JUVENILE PROB. IV-E	TREAS FUND	7,940.50	TEXPOOL LOGIC	6,028.17	13,968.67
2016 028 ADULT PROBATION	TREAS FUND	104,126.06	TEXPOOL LOGIC	88,701.33 95,344.27	288,171.66
2016 029 COMMUNITY CORRECTIONS	TREAS FUND	18,775.88	TEXPOOL LOGIC		18,775.88
2016 032 DISTRICT CLERK PRESERVATION	TREAS FUND	24,015.75	TEXPOOL LOGIC	10,029.65	34,045.40
2016 033 COUNTY/DISTRICT TECHNOLOGY	TREAS FUND	5,072.24	TEXPOOL LOGIC	3,010.57	8,082.81
2016 034 COURT REPORTER	TREAS FUND	7,563.11	TEXPOOL LOGIC	12,172.46 30,103.41	49,838.98
2016 035 PERMANENT IMPROVEMENT	TREAS FUND	215,281.14	TEXPOOL LOGIC	1,181,526.17 1,193,340.13	2,590,147.44
2016 037 LAW ENFORCEMENT ED	TREAS FUND	932.40	TEXPOOL LOGIC	5,012.15 5,016.43	10,960.98
2016 038 JP TECH	TREAS FUND	10,844.36	TEXPOOL LOGIC	16,854.80	27,699.16
2016 040 LAW LIBRARY	TREAS FUND	36,409.23	TEXPOOL	26,491.74	

FUND NAME	CHECKING ACCOUNT	CHECKING AMOUNT	TDOA ACCOUNT	TDOA AMOUNT	FUND TOTAL
			LOGIC	55,180.40	118,081.37
2016 041 CC LIBRARY FUND	TREAS FUND	26,959.47	TEXPOOL LOGIC	22,205.76	49,165.23
2016 042 CC HISTORICAL COMM.	TREAS FUND	4,065.00			4,065.00
2016 043 JP COURTHOUSE SECURITY	TREAS FUND	9,626.93	TEXPOOL LOGIC	5,034.26	14,661.19
2016 044 COURTHOUSE SECURITY	TREAS FUND	70,823.19	TEXPOOL LOGIC	56,483.61 100,485.10	227,791.90
2016 045 FLOOD DAMAGE	TREAS FUND	17,742.00	TEXPOOL LOGIC		17,742.00
2016 046 CHAPTER 19	TREAS FUND		TEXPOOL		
2016 047 CC RECORDS MANAGEMENT	TREAS FUND	4,127.58	TEXPOOL		4,127.58
2016 048 COUNTY RECORDS MANAGEMENT	TREAS FUND	38,415.28	TEXPOOL LOGIC	134,630.66 130,471.99	303,517.93
2016 049 CC RECORDS PRESERVATION	TREAS FUND	50,862.03	TEXPOOL LOGIC	43,545.18 40,360.07	134,767.28
2016 050 DIST CLERK RECORDS MANAGEMENT	TREAS FUND	25,870.76	TEXPOOL LOGIC	15,047.02	40,917.78
2016 051 DISTRICT CLERK ARCHIVE	TREAS FUND	15,629.79	TEXPOOL LOGIC	4,012.92	19,642.71
2016 052 COUNTY CLERK ARCHIVE FEE	TREAS FUND	54,610.81	TEXPOOL LOGIC	19,448.29 35,157.83	109,216.93
2016 053 CA CHECK COLLECTING	TREAS FUND	4,363.59	TEXPOOL LOGIC	4,520.90	8,884.49
2016 054 DA CHECK COLLECTING	TREAS FUND	192.53	TEXPOOL		192.53
2016 056 DISTRICT ATTY FORFEITURE	TREAS FUND	89,501.38	TEXPOOL LOGIC	10,017.43 20,118.44	119,637.25
2016 057 D A SEIZURE FUND	TREAS FUND	50,101.68	TEXPOOL		50,101.68
2016 058 SHERIFF FORFEITURE	TREAS FUND	14,537.54	TEXPOOL LOGIC	37,605.49	52,143.03
2016 059 JAIL COMMISSARY	TREAS FUND	15,448.55	TEXPOOL LOGIC	30,025.20 48,145.56	93,619.31
2016 060 INTEREST & SINKING	TREAS FUND		TEXPOOL LOGIC		
2016 061 2004 GO REFUNDING DEBT SERVITREAS FUND	TREAS FUND	143,420.32	TEXPOOL LOGIC	325,460.75 383,112.17	851,993.24

FUND NAME	CHECKING ACCOUNT	CHECKING AMOUNT	TDOA ACCOUNT	TDOA AMOUNT	FUND TOTAL
2016 070 BOND FUND	TREAS FUND		TEXPOOL LOGIC		
2016 088 STATE FEES	TREAS FUND	107,227.15	TEXPOOL LOGIC	8,063.93	115,291.08
2016 090 OFFICER'S TRUST	TREAS FUND	61,671.68	TEXPOOL		61,671.68
2016 091 LIBRARY TRUST - LIDDELL	TREAS FUND	1,816.01	CERT DEPOS	15,000.00	16,816.01
2016 092 LIBRARY TRUST - ROSENSTEIN	TREAS FUND	3,181.43	CERT DEPOS	19,000.00	22,181.43
2016 098 PAYROLL CLEARING	PAYROLL	1,804,805.31			1,804,805.31
2016 100 CHILD ABUSE PREVENTION FUND	TREAS FUND	267.24	TEXPOOL		267.24
2016 101 PRETRIAL DIVERSION	TREAS FUND	8,554.00	TEXPOOL		8,554.00
		-----		-----	-----
TOTAL		10,473,355.18		29,803,287.37	40,276,642.55

CHECK ACCOUNT	CHECK
ACCOUNT BALANCE - TREAS FUND	8,668,549.87
ACCOUNT BALANCE - PAYROLL	1,804,805.31
	<hr/>
TOTAL	10,473,355.18

TDOA ACCOUNT	TDOA
ACCOUNT BALANCE - TEXPOOL	9,891,261.08
ACCOUNT BALANCE - LOGIC	16,123,597.78
ACCOUNT BALANCE - STONE	2,004,428.51
ACCOUNT BALANCE - CERT DEPOS	1,784,000.00
	<hr/>
TOTAL	29,803,287.37

ACCOUNT NAME	BEGINNING CASH BALANCE	CASH RECEIPTS	CASH DISBURSEMENTS	ENDING CASH BALANCE
2016 001 GENERAL				
CASH - GENERAL FUND	4,915,935.02	4,024,421.88	4,435,941.85-	4,504,415.05
CASH ON HAND	1,779.00	.00	.00	1,779.00
CASH INVESTED-TEXPOOL	6,021,678.47	1,440.37	.00	6,023,118.84
CASH INVESTED - LOGIC	7,453,077.46	3,078,888.34	.00	10,531,965.80
CASH INVESTED - STONE CASTLE	2,004,030.91	397.60	.00	2,004,428.51
T-BILLS - INVESTMENTS	.00	.00	.00	.00
CASH INVESTMENT-CD	1,750,000.00	.00	.00	1,750,000.00
FUND TOTALS	22,146,500.86	7,105,148.19	4,435,941.85-	24,815,707.20
2016 011 ROAD & BRIDGE 1				
CASH - ROAD & BRIDGE # 1	761,820.44	330,061.72	409,704.23-	682,177.93
CASH INVESTED	413,605.14	100,117.25	.00	513,722.39
CASH INVESTED - LOGIC	767,802.15	500,389.99	250,000.00-	1,018,192.14
T-BILL INVESTMENTS	.00	.00	.00	.00
FUND TOTALS	1,943,227.73	930,568.96	659,704.23-	2,214,092.46
2016 012 ROAD & BRIDGE 2				
CASH - ROAD & BRIDGE # 2	736,589.59	410,602.31	394,811.08-	752,380.82
CASH INVESTED	116,958.95	100,034.78	.00	216,993.73
CASH INVESTED - LOGIC	136,173.84	500,128.81	300,000.00-	336,302.65
T-BILL INVESTMENTS	.00	.00	.00	.00
FUND TOTALS	989,722.38	1,010,765.90	694,811.08-	1,305,677.20
2016 013 ROAD & BRIDGE 3				
CASH - ROAD & BRIDGE # 3	720,838.78	378,935.13	384,924.81-	714,849.10
CASH INVESTED	409,046.38	75,102.99	.00	484,149.37
CASH INVESTED - LOGIC	608,643.99	500,309.85	300,000.00-	808,953.84
T-BILL INVESTMENTS	.00	.00	.00	.00
FUND TOTALS	1,738,529.15	954,347.97	684,924.81-	2,007,952.31
2016 014 ROAD & BRIDGE 4				
CASH - ROAD & BRIDGE # 4	750,793.56	329,545.11	422,454.35-	657,884.32
CASH INVESTED - TEXPOOL	401,420.92	95.96	.00	401,516.88
CASH INVESTED - LOGIC	542,033.70	500,284.30	300,000.00-	742,318.00
T-BILL INVESTMENTS	.00	.00	.00	.00
FUND TOTALS	1,694,248.18	829,925.37	722,454.35-	1,801,719.20
2016 019 FM & LATERAL				
CASH - F M & LATERAL	334,626.50	1,028.01	250,000.00-	85,654.51
CASH INVESTED	63,159.61	250,072.98	.00	313,232.59
CASH INVESTED - LOGIC	401,593.65	153.90	.00	401,747.55
T-BILL INVESTMENT	.00	.00	.00	.00
FUND TOTALS	799,379.76	251,254.89	250,000.00-	800,634.65
2016 020 TJPC				
CASH - T.J.P.C.	36,862.47	167.07	31,785.81-	5,243.73
CASH INVESTED	5,011.15	1.16	.00	5,012.31
CASH INVESTED - LOGIC	10,063.00	3.87	.00	10,066.87
FUND TOTALS	51,936.62	172.10	31,785.81-	20,322.91
2016 021 JUVENILE PROB-ISP				
CASH - JUVENILE PROBATION	7,181.34	3.12	.00	7,184.46
INVESTMENTS	.00	.00	.00	.00
CASH INVESTED - LOGIC	4,799.79	1.87	.00	4,801.66
FUND TOTALS	11,981.13	4.99	.00	11,986.12

ACCOUNT NAME	BEGINNING CASH BALANCE	CASH RECEIPTS	CASH DISBURSEMENTS	ENDING CASH BALANCE
2016 022 JUVENILE PROBATION				
CASH - JUV. PROB. DIV	8,229.76	553.58	.00	8,783.34
INVESTMENTS	.00	.00	.00	.00
FUND TOTALS	<u>8,229.76</u>	<u>553.58</u>	<u>.00</u>	<u>8,783.34</u>
2016 023 JUVENILE PROB. IV-E				
CASH - IV-E	7,937.05	3.45	.00	7,940.50
CASH INVESTED	.00	.00	.00	.00
CASH INVESTED - LOGIC	<u>6,025.89</u>	<u>2.28</u>	<u>.00</u>	<u>6,028.17</u>
FUND TOTALS	<u>13,962.94</u>	<u>5.73</u>	<u>.00</u>	<u>13,968.67</u>
2016 028 ADULT PROBATION				
CASH - ADULT PROBATION	145,658.61	39,009.27	80,541.82-	104,126.06
CASH ON HAND	75.00	.00	.00	75.00
CASH INVESTED - TEXPOOL	88,680.11	21.22	.00	88,701.33
CASH INVESTED - LOGIC	<u>95,307.74</u>	<u>36.53</u>	<u>.00</u>	<u>95,344.27</u>
FUND TOTALS	<u>329,721.46</u>	<u>39,067.02</u>	<u>80,541.82-</u>	<u>288,246.66</u>
2016 029 COMMUNITY CORRECTIONS				
CASH - COMMUNITY CORRECTI	25,435.60	.00	6,659.72-	18,775.88
INVESTMENTS	.00	.00	.00	.00
CASH INVESTED - LOGIC	<u>.00</u>	<u>.00</u>	<u>.00</u>	<u>.00</u>
FUND TOTALS	<u>25,435.60</u>	<u>.00</u>	<u>6,659.72-</u>	<u>18,775.88</u>
2016 032 DISTRICT CLERK PRESERVATION				
CASH - DISTRICT CLERK PRESVATI	23,415.55	600.20	.00	24,015.75
INVESTMENTS	.00	.00	.00	.00
CASH INVESTED - LOGIC	<u>10,025.81</u>	<u>3.84</u>	<u>.00</u>	<u>10,029.65</u>
FUND TOTALS	<u>33,441.36</u>	<u>604.04</u>	<u>.00</u>	<u>34,045.40</u>
2016 033 COUNTY/DISTRICT TECHNOLOGY FUN				
CASH - COUNTY/DISTRICT TECH	4,779.34	292.90	.00	5,072.24
INVESTMENTS	.00	.00	.00	.00
CASH INVESTED - LOGIC	<u>3,009.42</u>	<u>1.15</u>	<u>.00</u>	<u>3,010.57</u>
FUND TOTALS	<u>7,788.76</u>	<u>294.05</u>	<u>.00</u>	<u>8,082.81</u>
2016 034 COURT REPORTER				
CASH - COURT REPORTER FUND	7,151.57	977.94	566.40-	7,563.11
INVESTMENTS	12,169.55	2.91	.00	12,172.46
CASH INVESTED - LOGIC	<u>30,091.90</u>	<u>11.51</u>	<u>.00</u>	<u>30,103.41</u>
FUND TOTALS	<u>49,413.02</u>	<u>992.36</u>	<u>566.40-</u>	<u>49,838.98</u>
2016 035 PERMANENT IMPROVEMENT				
CASH - PERMANENT IMPROVEM	520,389.97	176,116.17	481,225.00-	215,281.14
CASH INVESTED	931,245.58	450,280.59	200,000.00-	1,181,526.17
CASH INVESTED - LOGIC	1,092,910.34	100,429.79	.00	1,193,340.13
T-BILL INVESTMENTS	.00	.00	.00	.00
FUND TOTALS	<u>2,544,545.89</u>	<u>726,826.55</u>	<u>681,225.00-</u>	<u>2,590,147.44</u>
2016 037 LAW ENFORCEMENT ED				
CASH - LAW ENFORCEMENT ED	5,495.37	665.86	5,228.83-	932.40
CASH INVESTED	5,010.99	1.16	.00	5,012.15
CASH INVESTED - LOGIC	<u>5,014.49</u>	<u>1.94</u>	<u>.00</u>	<u>5,016.43</u>
FUND TOTALS	<u>15,520.85</u>	<u>668.96</u>	<u>5,228.83-</u>	<u>10,960.98</u>
2016 038 JP TECH				
CASH - J P TECH FUND	9,716.13	1,904.70	776.47-	10,844.36

ACCOUNT NAME	BEGINNING CASH BALANCE	CASH RECEIPTS	CASH DISBURSEMENTS	ENDING CASH BALANCE
INVESTMENTS	.00	.00	.00	.00
CASH INVESTED - LOGIC	16,848.34	6.46	.00	16,854.80
FUND TOTALS	26,564.47	1,911.16	776.47-	27,699.16
2016 040 LAW LIBRARY				
CASH - LAW LIBRARY	35,061.85	1,745.23	397.85-	36,409.23
CASH INVESTED	26,485.44	6.30	.00	26,491.74
CASH INVESTED - LOGIC	55,159.25	21.15	.00	55,180.40
FUND TOTALS	116,706.54	1,772.68	397.85-	118,081.37
2016 041 CC LIBRARY FUND				
CASH - COOKE COUNTY LIBRA	25,614.73	1,909.12	564.38-	26,959.47
CASH INVESTED	.00	.00	.00	.00
CASH INVESTED - LOGIC	22,197.26	8.50	.00	22,205.76
T-BILL INVESTMENTS	.00	.00	.00	.00
FUND TOTALS	47,811.99	1,917.62	564.38-	49,165.23
2016 042 CC HISTORICAL COMM.				
CASH - COOKE CO. HISTORIC	3,933.29	131.71	.00	4,065.00
FUND TOTALS	3,933.29	131.71	.00	4,065.00
2016 043 JP COURTHOUSE SECURITY				
CASH - JP COURTHOUSE SECURITY	9,161.78	465.15	.00	9,626.93
CASH INVESTED	.00	.00	.00	.00
CASH INVESTED - LOGIC	5,032.32	1.94	.00	5,034.26
FUND TOTALS	14,194.10	467.09	.00	14,661.19
2016 044 COURTHOUSE SECURITY				
CASH - COURTHOUSE SECURIT	118,026.38	202,796.81	250,000.00-	70,823.19
CASH INVESTED	56,461.10	125,022.51	125,000.00-	56,483.61
CASH INVESTED - LOGIC	175,428.26	125,056.84	200,000.00-	100,485.10
FUND TOTALS	349,915.74	452,876.16	575,000.00-	227,791.90
2016 045 FLOOD DAMAGE				
CASH - FLOOD DAMAGE	17,742.00	.00	.00	17,742.00
CASH INVESTED - TEXPOOL	.00	.00	.00	.00
CASH INVESTED - LOGIC	.00	.00	.00	.00
FUND TOTALS	17,742.00	.00	.00	17,742.00
2016 046 CHAPTER 19				
CASH - CHAPTER 19	.00	1,416.56	1,416.56-	.00
INVESTMENTS	.00	.00	.00	.00
FUND TOTALS	.00	1,416.56	1,416.56-	.00
2016 047 CC RECORDS MANAGEMENT				
CASH - CC RECORDS MANAGEMENT	3,996.67	130.91	.00	4,127.58
INVESTMENTS - TEXPOOL	.00	.00	.00	.00
FUND TOTALS	3,996.67	130.91	.00	4,127.58
2016 048 COUNTY RECORDS MANAGEMENT				
CASH - RECORDS MANAGEMENT	36,081.86	2,333.42	.00	38,415.28
CASH INVESTED - TEXPOOL	134,598.49	32.17	.00	134,630.66
CASH INVESTED - LOGIC	130,422.03	49.96	.00	130,471.99
FUND TOTALS	301,102.38	2,415.55	.00	303,517.93
2016 049 CC RECORDS PRESERVATION				
CASH - RECORDS PRESERVATI	43,971.92	6,890.11	.00	50,862.03

ACCOUNT NAME	BEGINNING CASH BALANCE	CASH RECEIPTS	CASH DISBURSEMENTS	ENDING CASH BALANCE
CASH INVESTED - TEXPOOL	43,534.76	10.42	.00	43,545.18
CASH INVESTED - LOGIC	40,344.60	15.47	.00	40,360.07
FUND TOTALS	127,851.28	6,916.00	.00	134,767.28
2016 050 DIST CLERK RECORDS MANAGEMENT				
CASH - D C RECORDS MANAGEMENT	25,415.32	455.44	.00	25,870.76
CASH INVESTED	.00	.00	.00	.00
CASH INVESTED - LOGIC	15,041.25	5.77	.00	15,047.02
FUND TOTALS	40,456.57	461.21	.00	40,917.78
2016 051 DISTRICT CLERK ARCHIVE				
DISTRICT CLERK ARCHIVE	15,173.18	456.61	.00	15,629.79
INVESTMENTS	.00	.00	.00	.00
CASH INVESTED - LOGIC	4,011.37	1.55	.00	4,012.92
FUND TOTALS	19,184.55	458.16	.00	19,642.71
2016 052 COUNTY CLERK ARCHIVE FEE				
CASH - RECORDS ARCHIVE	54,481.29	6,311.70	6,182.18-	54,610.81
INVESTMENTS	19,443.63	4.66	.00	19,448.29
CASH INVESTED - LOGIC	35,144.39	13.44	.00	35,157.83
FUND TOTALS	109,069.31	6,329.80	6,182.18-	109,216.93
2016 053 CA CHECK COLLECTING				
CASH - CHECK COLLECTING &	4,302.68	170.00	109.09-	4,363.59
CASH INVESTED	.00	.00	.00	.00
CASH INVESTED - LOGIC	4,519.17	1.73	.00	4,520.90
FUND TOTALS	8,821.85	171.73	109.09-	8,884.49
2016 054 DA CHECK COLLECTING				
CASH - DA CHECK COLLECTING	192.53	.00	.00	192.53
CASH INVESTED	.00	.00	.00	.00
FUND TOTALS	192.53	.00	.00	192.53
2016 056 DISTRICT ATTY FORFEITURE				
CASH - D.A. FORFEITURE FU	84,133.37	5,368.01	.00	89,501.38
CASH INVESTED - TEXPOOL	10,015.05	2.38	.00	10,017.43
CASH INVESTED - LOGIC	20,110.74	7.70	.00	20,118.44
FUND TOTALS	114,259.16	5,378.09	.00	119,637.25
2016 057 D A SEIZURE FUND				
CASH - SEIZURE-LAW	63,732.68	3,218.00	16,849.00-	50,101.68
INVESTMENTS	.00	.00	.00	.00
FUND TOTALS	63,732.68	3,218.00	16,849.00-	50,101.68
2016 058 SHERIFF FORFEITURE				
CASH- SHERIFF FORFEITURE	8,154.57	10,055.40	3,672.43-	14,537.54
INVESTMENTS	.00	.00	.00	.00
CASH INVESTED - LOGIC	37,591.07	14.42	.00	37,605.49
FUND TOTALS	45,745.64	10,069.82	3,672.43-	52,143.03
2016 059 JAIL COMMISSARY				
CASH - JAIL COMMISSARY	14,932.98	1,445.47	929.90-	15,448.55
CASH INVESTED - TEXPOOL	30,018.04	7.16	.00	30,025.20
CASH INVESTED - LOGIC	48,127.14	18.42	.00	48,145.56
FUND TOTALS	93,078.16	1,471.05	929.90-	93,619.31
2016 060 INTEREST & SINKING				
CASH - INTEREST & SINKING	.00	.00	.00	.00

ACCOUNT NAME	BEGINNING CASH BALANCE	CASH RECEIPTS	CASH DISBURSEMENTS	ENDING CASH BALANCE
CASH INVESTED	.00	.00	.00	.00
CASH INVESTED - LOGIC	.00	.00	.00	.00
T-BILL INVESTMENTS	.00	.00	.00	.00
FUND TOTALS	.00	.00	.00	.00
2016 061 2004 GO REFUNDING DEBT SERVICE				
CASH - 2004 GO REFUNDING D/S	548,578.49	288,504.33	693,662.50-	143,420.32
CASH INVESTED	425,380.57	80.18	100,000.00-	325,460.75
CASH INVESTED - LOGIC	382,965.42	146.75	.00	383,112.17
T-BILL INVESTMENTS	.00	.00	.00	.00
FUND TOTALS	1,356,924.48	288,731.26	793,662.50-	851,993.24
2016 070 BOND FUND				
CASH - CONSTRUCTION FUND	.00	.00	.00	.00
CASH INVESTED	.00	.00	.00	.00
CASH INVESTED - LOGIC	.00	.00	.00	.00
FUND TOTALS	.00	.00	.00	.00
2016 088 STATE FEES				
CASH - STATE FEES	170,790.58	70,748.29	134,311.72-	107,227.15
CASH INVESTED	.00	.00	.00	.00
CASH INVESTED - LOGIC	8,060.84	3.09	.00	8,063.93
FUND TOTALS	178,851.42	70,751.38	134,311.72-	115,291.08
2016 090 OFFICER'S TRUST				
CASH-OFFICERS TRUST	61,671.68	.00	.00	61,671.68
CASH INVESTED	.00	.00	.00	.00
CASH INVESTED - LOGIC	.00	.00	.00	.00
FUND TOTALS	61,671.68	.00	.00	61,671.68
2016 091 LIBRARY TRUST - LIDDELL				
CASH-LIBRARY TRUST/LIDDELL	1,815.23	.78	.00	1,816.01
CD INVESTMENT	15,000.00	.00	.00	15,000.00
FUND TOTALS	16,815.23	.78	.00	16,816.01
2016 092 LIBRARY TRUST - ROSENSTEIN				
CASH-LIBRARY TRUST/ROSENSTEIN	3,180.05	1.38	.00	3,181.43
CD INVESTMENT	19,000.00	.00	.00	19,000.00
FUND TOTALS	22,180.05	1.38	.00	22,181.43
2016 098 PAYROLL CLEARING				
CASH - PAYROLL CLEARING	907,158.24	897,647.07	.00	1,804,805.31
INVESTMENTS	.00	.00	.00	.00
FUND TOTALS	907,158.24	897,647.07	.00	1,804,805.31
2016 100 CHILD ABUSE PREVENTION FUND				
CASH-CHILD ABUSE PREVENTION	267.13	.11	.00	267.24
CASH INVESTED	.00	.00	.00	.00
FUND TOTALS	267.13	.11	.00	267.24
2016 101 PRETRIAL DIVERSION				
CASH-PRETRIAL DIVERSION	8,254.00	300.00	.00	8,554.00
CASH INVESTED	.00	.00	.00	.00
CASH INVESTED - LOGIC	.00	.00	.00	.00
FUND TOTALS	8,254.00	300.00	.00	8,554.00
GRAND TOTALS	36,460,066.59	13,606,145.94	9,787,715.98-	40,278,496.55