

AFFIDAVIT

STATE OF TEXAS

COUNTY OF COOKE

The members of the Commissioners' Court of Cooke County, Texas, state as follows:

The requirement of Subsection (C) of the Texas Local Government Code, §114.026 have been met for the term of April 2015. The amount of cash and other assets in the custody of the County Treasurer at the time of examination are:

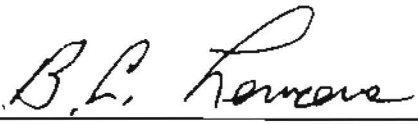
Cash (includes on hand, money market accounts, and short term investments) \$ 34,142,422.41.

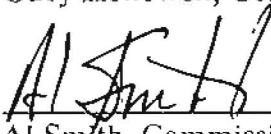
Other Assets (long term investments) \$ Ø.


Sworn to and subscribed this 26 day of May.


Jason Brinkley, Cooke County Judge


Gary Hollowell, Commissioner, Pct 1


B. C. Lemons, Commissioner, Pct 2


Al Smith, Commissioner, Pct 3


Leon Klement, Commissioner, Pct 4

ATTEST:


Rebecca Lawson, County Clerk

FILED FOR RECORD

15 MAY 26 AM 11:59

REBECCA LAWSON
COUNTY CLERK COOKE CO. TX

BY: _____

FINANCIAL REPORTS

April 2015

In accordance with Local Government Code 114.026, this affidavit states the current cash and reports in the custody of the county treasurer as of this date of April 30, 2015.



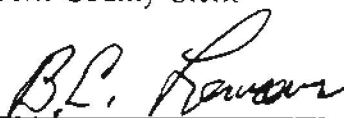
Jason Brinkley,
Cooke County Judge



Rebecca Lawson,
Cooke County Clerk




Gary Hollowell,
Commissioner Pct. #1



B. C. Lemons,
Commissioner Pct. #2



Al Smith,
Commission Pct. #3



Leon Klement,
Commissioner Pct. #4

FILED FOR RECORD

15 MAY 26 AM 11: 59

RECORDS SECTION
COUNTY CLERK'S OFFICE
COOKE CO. TX

BY _____



MONTHLY REPORT

APRIL 2015

PATTY BRENNAN

COOKE COUNTY TREASURER

DATE 05/07/2015

BANK RECONCILIATION FOR PAYROLL
TOTALS

BNK010 PAGE 6

PRIOR MONTH ENDING BANK STATEMENT BALANCE	\$8,356.77	
CLEARED DEPOSITS	\$1,383,452.43	3
CLEARED ADDITIONS	\$.00	
CLEARED CHECKS	\$566,317.99-	64
CLEARED DEDUCTIONS	\$323,001.96-	4

CURRENT MONTH ENDING BANK STATEMENT BALANCE \$502,489.25

CURRENT MONTH ENDING BANK STATEMENT BALANCE	\$502,489.25	
OUTSTANDING DEPOSITS	\$.00	
OUTSTANDING ADDITIONS	\$.00	
OUTSTANDING CHECKS	\$5,066.32-	4
OUTSTANDING DEDUCTIONS	\$.00	

RECONCILED BOOK BALANCE \$497,422.93

ENDING STATEMENT DATE 04/30/2015 CLERK: PB

PRIOR MONTH ENDING BANK STATEMENT BALANCE	\$3,118,255.46	
CLEARED DEPOSITS	\$1,665,177.35	285
CLEARED ADDITIONS	\$.00	
CLEARED CHECKS	\$2,180,916.39-	383
CLEARED DEDUCTIONS	<u>\$328,907.91-</u>	7

CURRENT MONTH ENDING BANK STATEMENT BALANCE \$2,273,608.51

CURRENT MONTH ENDING BANK STATEMENT BALANCE	\$2,273,608.51	
OUTSTANDING DEPOSITS	\$12,981.45	1
OUTSTANDING ADDITIONS	\$.00	
OUTSTANDING CHECKS	\$565,068.07-	538
OUTSTANDING DEDUCTIONS	<u>\$.00</u>	

RECONCILED BOOK BALANCE \$1,721,521.89

ENDING STATEMENT DATE 04/30/2015 CLERK: PB

C.D. INVESTMENTS

LANDMARK BANK

APRIL 2015

<u>C.D.#</u>	<u>PURCHASE DATE</u>	<u>AMOUNT</u>	<u>MAT. DATE</u>
GEN/4170805073	May 24, 2014	500,000.00	May 24, 2015
GEN/4170805081	May 24, 2014	500,000.00	May 24, 2015
Library - Liddell 4761	Jan 15, 2014	7,500.00	July 15, 2015
Library - Liddell 4779	Jan 15, 2014	7,500.00	July 15, 2015
Library - Rosenstein 5099	Jun 12, 2014	11,000.00	Sept. 12, 2017
Library - Rosenstein 5198	Sept 16, 2014	8,000.00	Dec. 16, 2017

INT. EARNED MONTHLY:

2-Gen CD's @ .25%
2-Liddell CD's @ .25%
2-Rosenstein CD's @ 1.05%

Interest is deposited into the Treasurer's Fund. The 2 Gen CD's interest is deposited monthly, and the 4 Library's CD's interest is deposited quarterly.

PROSPERITY BANK

GEN/14401708	Sept 17, 2013	250,000.00	Sept 17, 2015
--------------	---------------	------------	---------------

INT. EARNED MONTHLY:

Gen CD @ .50%

Interest accrues monthly and is deposited quarterly with depository bank into the Treasurer's Fund.

C.D. INVESTMENTS

THE FIRST STATE BANK

APRIL 2015

<u>C.D.#</u>	<u>PURCHASE DATE</u>	<u>AMOUNT</u>	<u>MAT. DATE</u>
GEN/17445	Sept 17, 2013	250,000.00	Sept 17, 2015

INT. EARNED MONTHLY:

Gen CD @ .65%

Interest accrues monthly and is deposited with depository bank into Treasurer's Fund.

MUENSTER STATE BANK

GEN/2129	Sept 17, 2013	250,000.00	Sept 17, 2015
----------	---------------	------------	---------------

INT. EARNED MONTHLY:

Gen CD @ .75%

Interest accrues monthly and is deposited monthly with depository bank into the Treasurer's Fund.

Cooke County
Attn: Patty Brennan
101 S. Dixon Street
Gainesville, TX 76240

Depositor Statement

April 1, 2015 - April 30, 2015

Account #: 104791304900

Account at-a-Glance

Beginning Balance	2,001,730.58
+ Net Deposits	0.00
+ Net Accrued Interest ²	213.76
Ending Balance	2,001,944.34
Days In Period ⁴	30
Average Daily Balance ⁵	2,001,730.58
Net APY This Period ⁶	0.1300
Available Balance ⁷	2,001,730.58

Depositor Information

Website: www.ficaaccount.com
Support Center: (866) 343-5516

Account Transactions

Description	Date	Amount(USD\$)
No transactions in this period		

Bank Deposit Detail

Depository Bank	FDIC#	Balance(USD\$)
American Enterprise Bank of Florida	57709	533.70
Bar Harbor Bank & Trust	11971	765.50
BofI Federal Bank	35546	244,917.55
Cadence Bank N.A.	4999	135,417.27
Capital Bank	58462	536.64
Capital Bank National Association	35278	612.60
Capital One National Association	4297	6,039.55
CapitalMark Bank & Trust	58507	5,332.64
Carver Federal Savings Bank	30394	7,689.73
Celtic Bank	57056	748.12
Citizens State Bank	419	654.08
Community Trust Bank	12614	3,867.62
Compass Bank	19048	586.18
EagleBank	34742	80,139.80
East West Bank	31628	26,069.87
Empire National Bank	58632	597.64
Exchange Bank	1435	3,985.48
FSGBank National Association	35525	1,878.26
First Choice Bank	58471	53,878.63

Depositor Statement

Cooke County
Attn: Patty Brennan
101 S. Dixon Street
Gainesville, TX 76240

April 1, 2015 - April 30, 2015

Account #: 104791304900

Depository Bank	FDIC#	Balance(USD\$)
First Foundation Bank	58647	85,419.92
First Virginia Community Bank	58696	2,392.50
Franklin Synergy Bank	58714	675.58
Georgia Commerce Bank	57521	27,513.93
Grandpoint Bank	58390	9,205.37
Great Western Bank	15289	209,301.94
Hancock Bank	12441	17,311.08
Happy State Bank	10359	74,577.24
High Plains Bank	418	605.00
Independent Bank	3076	69,121.84
Investar Bank	58316	6,758.42
Lead Bank	8283	544.06
Meridian Bank	57777	713.76
Metropolitan National Bank	34699	1,028.96
Nationwide Bank	34710	81,323.29
Needham Bank	26483	823.64
NexBank SSB	29209	80,450.16
Optima Bank & Trust Company	58699	14,170.13
Pacific Enterprise Bank	58415	632.96
Pacific Mercantile Bank	34940	563.08
Peoples United Bank	27334	697.13
Quontic Bank	57807	949.94
Rockville Bank	18203	8,194.58
Signature Bank	57053	247,997.68
Southwest Bank	18812	70,227.56
Sovereign Bank National Association	29950	246,890.39
Spring Bank	58668	760.69
SunTrust Bank	867	617.95
Talmer Bank and Trust	58132	571.04
Texas Capital Bank National Association	34383	7,005.00
TriState Capital Bank	58457	611.82
Valley National Bank	9396	143,829.46
ViewPoint Bank National Association	58006	536.55
Washington Trust Company of Westery	23623	7,234.82
Westbury Bank	28400	542.00
Woori America Bank	24920	7,680.25
Aggregate Net Accrued Interest ³		213.76
Total		2,001,944.34

Disclosure Information

¹ The Federally Insured Cash Account (™FICA™) is not a member of the Federal Deposit Insurance Corporation (™FDIC™), but the banks in which your money is deposited are FDIC members. The FDIC is an independent agency of the U.S. government that protects the funds depositors place in FDIC insured institutions. FDIC deposit insurance is backed by the full faith and credit of the U.S. government.

² Net Accrued Interest is the estimated amount of your accrued interest earned for the current month less any FICA Fee with respect to such interest. Net Accrued Interest cannot be withdrawn from your account until it is credited to the account. There is no guarantee that you will receive the full amount as stated. Refer to the U.S. Bank Custodial Statement, provided via ficaaccount.com, for further details regarding interest earned and fees charged. Net Accrued Interest is for informational purposes only.

³ Aggregate Net Accrued Interest is the sum of the current month's Net Accrued Interest and any prior period Net Accrued Interest not yet paid.

⁴ Days In Period (™DIP™) is the number of days in the period beginning on, and including the later of, the first day of the month or the business day your initial deposit is received by the FICA Custodian if received on or before 11:00AM EST or the business day immediately following if received after 11:00AM EST, and ending on, and including, the last day of the month. DIP does not include any date on which the balance is zero.

Depositor Statement

Cooke County
Attn: Patty Brennan
101 S. Dixon Street
Gainesville, TX 76240

April 1, 2015 - April 30, 2015

Account #: 104791304900

⁵ Average Daily Balance is the sum of your beginning balance plus any deposits less any withdrawals averaged across number of days in Days In Period.

⁶ Net APY This Period is the annualized yield that reflects the relationship between the net interest received plus any Net Accrued Interest and the Average Daily Balance for the statement period.

⁷ Available Balance reflects the amount that can be withdrawn as of the date of the statement. This balance is the Ending Balance less the Aggregate Net Accrued Interest amount.

We encourage you to compare the information provided in our statement with the U.S. Bank custody statement. You may access your U.S. Bank custody statement by calling 1-866-343-5516.

StoneCastle Cash Management, LLC is an SEC Registered Investment Advisor. StoneCastle Cash Management, LLC is an affiliate of StoneCastle Partners, LLC, a leading asset management and financial services company dedicated to investing and serving the community banking sector. Performance data shown represents past performance, and is no guarantee of future results. Rates may change without notice. Please read the Terms and Conditions relating to the FICA program for more complete information and the governing terms of the account. Review your statement for accuracy. If you have any questions regarding your account, contact a FICA representative. Registration with the SEC does not imply a particular level of skill or training.

INVESTMENTS-TEXPOOL
PATTY BRENNAN, COOKE COUNTY TREASURER
APRIL 2015

ACCT NAME	BALANCE FORWARD	DEPOSITS	WITH-DRAWALS	CURRENT INTEREST	ENDING BALANCE
GENERAL	\$ 5,017,113.23	\$ -	\$ -	\$ 216.07	\$ 5,017,329.30
R & B -1	\$ 478,233.21	\$ -	\$ -	\$ 20.53	\$ 478,253.74
R & B -2	\$ 186,868.25	\$ -	\$ -	\$ 8.07	\$ 186,876.32
R & B -3	\$ 458,681.86	\$ -	\$ -	\$ 19.79	\$ 458,701.65
R & B -4	\$ 516,056.98	\$ -	\$ -	\$ 22.25	\$ 516,079.23
FM & L	\$ 63,104.06	\$ -	\$ -	\$ 2.70	\$ 63,106.76
TJPC	\$ 10,004.57	\$ -	\$ -	\$ 0.30	\$ 10,004.87
ADULT PROB	\$ 33,638.39	\$ 25,000.00	\$ -	\$ 1.60	\$ 58,639.99
COURT REP	\$ 12,158.75	\$ -	\$ -	\$ 0.60	\$ 12,159.35
PERM IMP	\$ 605,665.88	\$ 25,000.00	\$ -	\$ 26.15	\$ 630,692.03
LAW ENFORCEMENT ED	\$ 10,006.11	\$ -	\$ -	\$ 0.30	\$ 10,006.41
LAW LIBRARY	\$ 26,461.98	\$ -	\$ -	\$ 1.20	\$ 26,463.18
C H SECURITY	\$ 21,432.44	\$ 10,000.00	\$ -	\$ 0.94	\$ 31,433.38
REC MGMT	\$ 109,498.36	\$ -	\$ -	\$ 4.66	\$ 109,503.02
REC PRESV	\$ 43,496.44	\$ -	\$ -	\$ 1.80	\$ 43,498.24
ARCHIVE	\$ 19,426.50	\$ -	\$ -	\$ 0.90	\$ 19,427.40
DIST ATTY FORFEITURE	\$ 10,006.11	\$ -	\$ -	\$ 0.30	\$ 10,006.41
JAIL COMMISSARY	\$ 10,006.11	\$ -	\$ -	\$ 0.30	\$ 10,006.41
STATE FEES	\$ 7,303.37	\$ -	\$ 5,000.00	\$ 0.26	\$ 2,303.63
2004 GO-REFUNDING	\$ 375,043.03	\$ -	\$ -	\$ 16.13	\$ 375,059.16
TOTAL: TREAS FUND	\$ 8,014,205.63	\$ 60,000.00	\$ -	\$ 344.85	\$ 8,069,550.48
YEAR - TO - DATE INTEREST	BAL FORWARD	CURRENT INT.	BALANCE		
	\$ 1,281.36	\$ 344.85	\$ 1,626.21		
AVG. YEILD FOR APR 2015	0.05%	MKT VALUE PER SHARE	\$ 1.00		

INVESTMENTS-LOGIC
PATTY BRENNAN, COOKE COUNTY TREASURER
APRIL 2015

ACCT NAME	BALANCE FORWARD	DEPOSITS	WITH- DRAWALS	CURRENT INTEREST	ENDING BALANCE
GENERAL	\$ 13,017,544.56	\$ -	\$ 500,000.00	\$ 1,202.96	\$ 12,518,747.52
R & B -1	\$ 1,216,798.05	\$ -	\$ -	\$ 113.05	\$ 1,216,911.10
R & B -2	\$ 435,940.63	\$ -	\$ -	\$ 40.51	\$ 435,981.14
R & B -3	\$ 1,107,732.64	\$ -	\$ -	\$ 102.92	\$ 1,107,835.56
R & B -4	\$ 941,281.39	\$ -	\$ -	\$ 87.45	\$ 941,368.84
FM & L	\$ 701,142.77	\$ -	\$ -	\$ 65.12	\$ 701,207.89
TJPC	\$ 20,033.85	\$ 20,000.00	\$ -	\$ 2.05	\$ 40,035.90
JUV-ISP	\$ 4,792.87	\$ -	\$ -	\$ 0.43	\$ 4,793.30
JUV-IVE	\$ 6,017.33	\$ -	\$ -	\$ 0.59	\$ 6,017.92
ADULT PROB	\$ 115,097.31	\$ 50,000.00	\$ -	\$ 11.19	\$ 165,108.50
DIST CLK PRESERVATION	\$ 10,011.51	\$ -	\$ -	\$ 0.91	\$ 10,012.42
CTY/DIST TECH	\$ 3,005.21	\$ -	\$ -	\$ 0.29	\$ 3,005.50
COURT REP	\$ 30,048.95	\$ -	\$ -	\$ 2.80	\$ 30,051.75
PERM IMP	\$ 1,376,502.12	\$ -	\$ -	\$ 127.91	\$ 1,376,630.03
LAW ENFORCEMENT ED	\$ 5,007.15	\$ -	\$ -	\$ 0.53	\$ 5,007.68
JP-TECH	\$ 19,823.59	\$ -	\$ -	\$ 1.86	\$ 19,825.45
LAW LIBRARY	\$ 50,081.52	\$ -	\$ -	\$ 4.64	\$ 50,086.16
CC LIBRARY	\$ 22,165.53	\$ -	\$ -	\$ 2.06	\$ 22,167.59
JP-CH SECURITY	\$ 15,019.67	\$ -	\$ -	\$ 1.42	\$ 15,021.09
C H SECURITY	\$ 175,263.58	\$ -	\$ -	\$ 16.31	\$ 175,279.89
REC MGMT	\$ 140,224.51	\$ 15,000.00	\$ -	\$ 13.15	\$ 155,237.66
REC PRESV	\$ 110,206.69	\$ 15,000.00	\$ -	\$ 10.36	\$ 125,217.05
DIST CLK REC MGMT	\$ 15,019.70	\$ -	\$ -	\$ 1.42	\$ 15,021.12
DIST CLK ARCHIVE	\$ 4,005.89	\$ -	\$ -	\$ 0.34	\$ 4,006.23
ARCHIVE	\$ 50,073.87	\$ 10,000.00	\$ -	\$ 4.74	\$ 60,078.61
CTY ATTY CHECK COLLECT	\$ 7,511.15	\$ -	\$ -	\$ 0.65	\$ 7,511.80
DIST ATTY FORFEITURE	\$ 120,052.67	\$ -	\$ -	\$ 11.14	\$ 120,063.81

INVESTMENTS-LOGIC
 PATTY BRENNAN, COOKE COUNTY TREASURER
 APRIL 2015

SHERIFF FORFEITURE	\$ 37,520.78	\$ -	\$ -	\$ 3.47	\$ 37,524.25
JAIL COMMISSARY	\$ 48,058.35	\$ -	\$ -	\$ 4.46	\$ 48,062.81
STATE FEES	\$ 43,041.42	\$ -	\$ 40,000.00	\$ 3.60	\$ 3,045.02
2012 GO REFUNDING	\$ 542,404.59	\$ 50,000.00	\$ -	\$ 50.90	\$ 592,455.49
TOTAL: TREAS FUND	<u>\$ 20,391,429.85</u>	<u>\$ 160,000.00</u>	<u>\$ 540,000.00</u>	<u>\$ 1,889.23</u>	<u>\$ 20,013,319.08</u>

YEAR - TO - DATE INTEREST	BAL FORWARD	CURRENT INT.	BALANCE
	\$ 7,313.35	\$ 1,889.23	\$ 9,202.58

AVG. YEILD FOR APR 2015	0.11%	MKT VALUE PER SHARE	\$ 1.00
-------------------------	-------	---------------------	---------



EL CAMPO, TX

Pledge Security Listing

April 30, 2015



ID	CUSIP	Description	Safekeeping Location	Safekeeping Receipt	Coupon	Maturity Date	Call Date	Moody	S&P	Fitch	FASB115	Face Amount	Current Par	Current Book Value	Market Value	Gain(Loss)
COOKE COUNTY																
2047	3128MBNA1	FHLMC G12885	FHLB	x	5.00	06/01/2021		AAA	AA+	AAA	HTM	155,326	14,478.80	14,478.54	15,498.98	1,020.44
2107	31410G558	FNMA 889257	FHLB	x	5.00	04/01/2021		AAA	AA+	AAA	HTM	104,467	9,402.64	9,402.47	10,037.11	634.65
3643	3128MMQX4	FHLMC G18469	FHLB		2.00	06/01/2028		AAA	AA+	AAA	HTM	212,158	176,705.67	177,506.61	177,646.62	140.01
Total for COOKE COUNTY												471,951	200,587.11	201,387.62	203,182.71	1,795.10



IP Pledged Securities

Landmark Bank 5961
Columbia, MO
From 4/1/2015 To 4/30/2015

Customer ID: 5961
Report Date: 5/1/2015
PAS Rep: Vance Roe
Account Rep: Bob Fitzpatrick

Cusip Grp	Intent Ticket	Description	Loc	Safekeeping Agent	Rate	Maturity	Original Face Par/Current Face	S & P Moody	Date Priced	Book Value Market Value
PLEGGED TO: J7BM COOKE COUNTY										
31300LVH5 MB3	AFS 851172	FHLMC ARM POOI #848716	FED	FEDERAL RESERVE BANK	2.4310	01/01/2037	200,000.00 123,287.34		04/30/2015	132,204.46 131,919.92
3133TTX48 MB4	AFS 783451	fhmc remic ser 2326 ZQ	FED	FEDERAL RESERVE BANK	6.5000	06/15/2031	300,000.00 63,195.26	NR	04/30/2015	71,756.17 72,901.35
3136ACLE9 MB4	AFS 879680	FNM13025 BD	FED	FEDERAL RESERVE BANK	2.0000	03/25/2033	1,400,000.00 1,167,540.37	Nr	04/30/2015	1,136,353.82 1,171,784.42
3136AKJK0 MB4	AFS 916714	FNR 2014-41 CM	FED	FEDERAL RESERVE BANK	1.5000	06/25/2040	1,000,000.00 918,695.08	Nr	04/30/2015	873,779.80 901,258.22
3137B1CT7 MB4	AFS 882621	FHL4195 LH	FED	FEDERAL RESERVE BANK	1.5000	12/15/2031	600,000.00 511,710.46	Nr	04/30/2015	492,583.77 511,490.94
31392WB41 MB4	AFS 719835	FHL2512 PG	FED	FEDERAL RESERVE BANK	5.5000	10/15/2022	400,000.00 145,431.66	NR	04/30/2015	156,356.70 160,148.90
31394CMY5 MB4	AFS 733876	FNM05016 LE	FED	FEDERAL RESERVE BANK	5.5000	07/25/2033	1,100,000.00 309,264.47	NR	04/30/2015	314,493.68 316,344.15
31394H2Q3 MB4	AFS 887207	FHL2662 DH	FED	FEDERAL RESERVE BANK	5.0000	08/15/2023	1,200,000.00 1,200,000.00	NR	04/30/2015	1,287,862.41 1,309,011.56
31394RJX8 MB4	AFS 704476	FHLMC REMIC SER 2754 PD	FED	FEDERAL RESERVE BANK	5.0000	11/15/2032	100,000.00 11,770.54	NR	04/30/2015	11,901.38 11,902.11
31395HVM9 MB4	AFS 856892	FHL2896 BZ	FED	FEDERAL RESERVE BANK	5.0000	11/15/2034	200,000.00 336,321.86	Nr	04/30/2015	372,280.53 369,725.68
31396ALL6 MB4	AFS 746903	FHL3035 DP	FED	FEDERAL RESERVE BANK	5.5000	10/15/2034	2,100,000.00 300,136.83	NR	04/30/2015	306,949.63 310,167.41
38374F2L7 MB4	AFS 844136	GNM04024 ZM	FED	FEDERAL RESERVE BANK	5.0000	04/20/2034	700,000.00 1,161,971.81	Nr	04/30/2015	1,292,382.25 1,315,270.76
TOTAL PLEDGE FOR PLEDGE ID: J7BM COOKE COUNTY										
Total Pledged:	12	Orig Face:	9,300,000.00	Current Face:	6,249,325.68	Market Value:	6,581,925.42	Book Value:	6,448,904.60	

FTN Financial Group and its affiliates (FTN) provide bond rating information as a service to its clients. FTN obtains this information from third party sources that we consider reliable but we make no representation or warranty as to its completeness or accuracy. The information provided is as of the date shown and FTN does not perform an independent analysis to confirm this information.

Landmark Bank, N.A.
Cooke County
As of: Thursday, April 30, 2015

Deposit Detail Section:

<u>Account No.</u>	<u>Balance</u>	<u>Int Rate</u>	<u>Type</u>	<u>Officer</u>
28002408	\$0	0.00%	TDSV	R1B
28002416	\$0	0.00%	TDSV	R1B
28900090	\$502,489	0.00%	CK	R1B
28900287	\$2,273,609	0.15%	CK	R1B
28900325	\$12,000	0.00%	CK	R1B
28900333	\$0	0.00%	CK	R1B
28900341	\$25,250	0.00%	CK	R1B
28900368	\$134,482	0.15%	CK	R1B
28900376	\$88,893	0.00%	CK	R1B
28900384	\$2,159	0.00%	CK	R1B
28900392	\$2,159	0.00%	CK	R1B
28900406	\$59,937	0.00%	CK	R1B
28900414	\$768	0.00%	CK	R1B
28900422	\$0	0.00%	CK	R1B
28900449	\$488,240	0.00%	CK	R1B
28900457	\$0	0.00%	CK	R1B
28900465	\$0	0.00%	CK	R1B
28900481	\$70,413	0.00%	CK	R1B
28900511	\$1,132	0.00%	CK	R1B
28900538	\$3,339	0.00%	CK	R1B
28901259	\$5,854	0.00%	CK	ELE
28901593	\$2,637	0.00%	CK	JDH
4170003539	\$43,092	0.00%	CK	R1B
4170009684	\$0	0.00%	CK	R1B
4170009700	\$7,224	0.00%	CK	R1B
4170013934	\$0	0.00%	CK	JDH
4170023065	\$14,935	0.00%	CK	R1B
4170800744	\$0	0.00%	TDSV	JDH
4170800751	\$0	0.00%	TDSV	JDH
4170801528	\$0	0.00%	TDSV	R1B
4170801536	\$0	0.00%	TDSV	R1B
4170802286	\$0	0.00%	TDSV	JDH
4170802294	\$0	0.00%	TDSV	JDH
4170802849	\$0	0.00%	TDSV	JDH
4170802856	\$0	0.00%	TDSV	JDH
4170803896	\$0	0.00%	TDSV	R1B
4170803904	\$0	0.00%	TDSV	R1B
4170804019	\$0	0.00%	TDSV	R1B

5/4/2015 8:24:55 AM

4170804142	\$0	0.00%	TDSV	R1B
4170804159	\$0	0.00%	TDSV	R1B
4170804415	\$0	0.00%	TDSV	T1G
4170804423	\$0	0.00%	TDSV	T1G
4170804761	\$7,500	0.25%	TDSV	T1G
4170804779	\$7,500	0.25%	TDSV	T1G
4170805073	\$500,000	0.25%	TDSV	T1G
4170805081	\$500,000	0.25%	TDSV	T1G
4170805198	\$8,000	1.05%	TDSV	JDH

Collateral Section:

<u>Description / LOC No.</u>	<u>Amount</u>	<u>Maturity Date</u>
Securities - Market Value	\$6,581,925	(See add'l report)

Pledge Report Summary:

Total Deposits	\$	4,761,613
Plus Additional Coverage (per Agreement)	\$	0
Total Collateral Needed	\$	<u>4,761,613</u>
Collateral Pledged	\$	6,581,925
FDIC Insurance	\$	250,000
Total Collateral Provided	\$	<u>6,831,925</u>
Total Public Funding Excess / (Needed)	\$	<u>2,070,313</u>

CCL PROD

AS OF CLOSE OF BUSINESS 04-30-2015

DISTRB PT 11

PLEDGER: COOKE COUNTY
100 S. DIXON
RM. 106

178M INSTITUTION ID: #178M

GAINESVILLE TX 76240
HOLDER : 081500862 - LANDMARK BANK
ACCOUNT: 178M - *COOKE COUNTY

RESP FR8:H1

CUSIP #	BVF	PAR BALANCE	BOOK VALUE
31300LVH5	0.6164366900	200,000.00	123,287.34
3133TTX48	0.2106508500	300,000.00	63,195.26
3136ACLE9	0.8339574100	1,400,000.00	1,167,540.37
3136AKJK0	0.9186950800	1,000,000.00	918,695.08
3137B1CT7	0.8528507700	600,000.00	511,710.46
31392WB41	0.3635791500	400,000.00	145,431.66
31394CMY5	0.2811495200	1,100,000.00	309,264.47
31394H2Q3	1.0000000000	1,200,000.00	1,200,000.00
31394R3X8	0.1177053900	100,000.00	11,770.54
31395HVM9	1.6816093200	200,000.00	336,321.86
31396ALL6	0.1429223000	2,100,000.00	300,136.83
38374F2L7	1.6599597377	700,000.00	1,161,971.82
		SUBTOTAL:	6,249,325.69
		GRAND TOTAL:	6,249,325.69

FUND NAME	CHECKING ACCOUNT	CHECKING AMOUNT	TDOA ACCOUNT	TDOA AMOUNT	FUND TOTAL
2015 001 GENERAL	TREAS FUND	499,632.86	TEXPOOL LOGIC STONE CAST CERT DEPOS	5,017,329.30 12,518,747.52 2,001,944.34 1,750,000.00	21,787,654.02
2015 011 ROAD & BRIDGE 1	TREAS FUND	193,604.32	TEXPOOL LOGIC	478,253.74 1,216,911.10	1,888,769.16
2015 012 ROAD & BRIDGE 2	TREAS FUND	147,933.49	TEXPOOL LOGIC	186,876.32 435,981.14	770,790.95
2015 013 ROAD & BRIDGE 3	TREAS FUND	196,323.59	TEXPOOL LOGIC	458,701.65 1,107,835.56	1,762,860.80
2015 014 ROAD & BRIDGE 4	TREAS FUND	188,236.60	TEXPOOL LOGIC	516,079.23 941,368.84	1,645,684.67
2015 019 FM & LATERAL	TREAS FUND	26,217.11	TEXPOOL LOGIC	63,106.76 701,207.89	790,531.76
2015 020 TJPC	TREAS FUND	29,557.45	TEXPOOL LOGIC	10,004.87 20,035.90	59,598.22
2015 021 JUVENILE PROB-ISP	TREAS FUND	7,154.29	TEXPOOL LOGIC	4,793.30	11,947.59
2015 022 JUVENILE PROBATION	TREAS FUND	6,762.26	TEXPOOL		6,762.26
2015 023 JUVENILE PROB. IV-E	TREAS FUND	7,906.68	TEXPOOL LOGIC	6,017.92	13,924.60
2015 028 ADULT PROBATION	TREAS FUND	73,931.86	TEXPOOL LOGIC	33,639.99 115,108.50	222,680.35
2015 029 COMMUNITY CORRECTIONS	TREAS FUND	13,607.61	TEXPOOL LOGIC		13,607.61
2015 032 DISTRICT CLERK PRESERVATION	TREAS FUND	19,136.77	TEXPOOL LOGIC	10,012.42	29,149.19
2015 033 COUNTY/DISTRICT TECHNOLOGY	TREAS FUND	3,469.95	TEXPOOL LOGIC	3,005.50	6,475.45
2015 034 COURT REPORTER	TREAS FUND	13,126.42	TEXPOOL LOGIC	12,159.35 30,051.75	55,337.52
2015 035 PERMANENT IMPROVEMENT	TREAS FUND	45,846.60	TEXPOOL LOGIC	605,692.03 1,376,630.03	2,028,168.66
2015 037 LAW ENFORCEMENT ED	TREAS FUND	10,333.07	TEXPOOL LOGIC	10,006.41 5,007.68	25,347.16
2015 038 JP TECH	TREAS FUND	9,041.46	TEXPOOL LOGIC	19,825.45	28,866.91
2015 040 LAW LIBRARY	TREAS FUND	30,010.27	TEXPOOL	26,463.18	

FUND NAME	CHECKING ACCOUNT	CHECKING AMOUNT	TDOA ACCOUNT	TDOA AMOUNT	FUND TOTAL
			LOGIC	50,086.16	106,559.61
2015 041 CC LIBRARY FUND	TREAS FUND	24,602.80	TEXPOOL LOGIC	22,167.59	46,770.39
2015 042 CC HISTORICAL COMM.	TREAS FUND	3,918.27			3,918.27
2015 043 JP COURTHOUSE SECURITY	TREAS FUND	12,335.05	TEXPOOL LOGIC	15,021.09	27,356.14
2015 044 COURTHOUSE SECURITY	TREAS FUND	33,875.48	TEXPOOL LOGIC	21,433.38 175,279.89	230,588.75
2015 045 FLOOD DAMAGE	TREAS FUND	17,742.00	TEXPOOL LOGIC		17,742.00
2015 046 CHAPTER 19	TREAS FUND		TEXPOOL		
2015 047 CC RECORDS MANAGEMENT	TREAS FUND	3,040.06	TEXPOOL		3,040.06
2015 048 COUNTY RECORDS MANAGEMENT	TREAS FUND	35,317.39	TEXPOOL LOGIC	109,503.02 140,237.66	285,058.07
2015 049 CC RECORDS PRESERVATION	TREAS FUND	43,398.77	TEXPOOL LOGIC	43,498.24 110,217.05	197,114.06
2015 050 DIST CLERK RECORDS MANAGEMENT	TREAS FUND	22,244.39	TEXPOOL LOGIC	15,021.12	37,265.51
2015 051 DISTRICT CLERK ARCHIVE	TREAS FUND	11,886.32	TEXPOOL LOGIC	4,006.23	15,892.55
2015 052 COUNTY CLERK ARCHIVE FEE	TREAS FUND	36,792.27	TEXPOOL LOGIC	19,427.40 50,078.61	106,298.28
2015 053 CA CHECK COLLECTING	TREAS FUND	2,628.65	TEXPOOL LOGIC	7,511.80	10,140.45
2015 054 DA CHECK COLLECTING	TREAS FUND	192.53	TEXPOOL		192.53
2015 056 DISTRICT ATTY FORFEITURE	TREAS FUND	6,528.42	TEXPOOL LOGIC	10,006.41 120,063.81	136,598.64
2015 057 D A SEIZURE FUND	TREAS FUND	26,321.66	TEXPOOL		26,321.66
2015 058 SHERIFF FORFEITURE	TREAS FUND	46,345.48	TEXPOOL LOGIC	37,524.25	83,869.73
2015 059 JAIL COMMISSARY	TREAS FUND	29,224.15	TEXPOOL LOGIC	10,006.41 48,062.81	87,293.37
2015 060 INTEREST & SINKING	TREAS FUND		TEXPOOL LOGIC		
2015 061 2004 GO REFUNDING DEBT SERVITREAS FUND	TREAS FUND	78,866.43	TEXPOOL LOGIC	375,059.16 542,455.49	996,381.08

COMBINED STATEMENT OF CASH POSITION FOR APRIL

FUND NAME	CHECKING ACCOUNT	CHECKING AMOUNT	TDOA ACCOUNT	TDOA AMOUNT	FUND TOTAL
2015 070 BOND FUND	TREAS FUND		TEXPOOL LOGIC		
2015 088 STATE FEES	TREAS FUND	37,698.32	TEXPOOL LOGIC	2,303.63 3,045.02	43,046.97
2015 090 OFFICER'S TRUST	TREAS FUND	61,368.95	TEXPOOL		61,368.95
2015 091 LIBRARY TRUST - LIDDELL	TREAS FUND	1,933.90	CERT DEPOS	15,000.00	16,933.90
2015 092 LIBRARY TRUST - ROSENSTEIN	TREAS FUND	3,037.92	CERT DEPOS	19,000.00	22,037.92
2015 098 PAYROLL CLEARING	PAYROLL	880,336.22			880,336.22
2015 100 CHILD ABUSE PREVENTION FUND	TREAS FUND	239.51	TEXPOOL		239.51
2015 101 PRETRIAL DIVERSION	TREAS FUND	6,956.38	TEXPOOL		6,956.38
		-----		-----	-----
TOTAL		2,948,663.98		31,648,813.90	34,597,477.88

CHECK ACCOUNT
ACCOUNT BALANCE - TREAS FUND
ACCOUNT BALANCE - PAYROLL

CHECK
2,068,327.76
880,336.22

TOTAL

2,948,663.98

TDOA ACCOUNT
ACCOUNT BALANCE - TEXPOOL
ACCOUNT BALANCE - LOGIC
ACCOUNT BALANCE - STONE CAST
ACCOUNT BALANCE - CERT DEPOS

TDOA
8,009,550.48
19,853,319.08
2,001,944.34
1,784,000.00

TOTAL

31,648,813.90

ACCOUNT NAME	BEGINNING CASH BALANCE	CASH RECEIPTS	CASH DISBURSEMENTS	ENDING CASH BALANCE
2015 001 GENERAL				
CASH - GENERAL FUND	772,590.13	1,200,166.87	1,473,124.14-	499,632.86
CASH ON HAND	1,729.00	.00	.00	1,729.00
CASH INVESTED-TEXPOOL	5,017,113.23	216.07	.00	5,017,329.30
CASH INVESTED - LOGIC	13,017,544.56	1,202.96	500,000.00-	12,518,747.52
CASH INVESTED - STONE CASTLE	2,001,730.58	213.76	.00	2,001,944.34
T-BILLS - INVESTMENTS	.00	.00	.00	.00
CASH INVESTMENT-CD	1,750,000.00	.00	.00	1,750,000.00
FUND TOTALS	22,560,707.50	1,201,799.66	1,973,124.14-	21,789,383.02
2015 011 ROAD & BRIDGE 1				
CASH - ROAD & BRIDGE # 1	239,648.64	33,529.73	79,574.05-	193,604.32
CASH INVESTED	478,233.21	20.53	.00	478,253.74
CASH INVESTED - LOGIC	1,216,798.05	113.05	.00	1,216,911.10
T-BILL INVESTMENTS	.00	.00	.00	.00
FUND TOTALS	1,934,679.90	33,663.31	79,574.05-	1,888,769.16
2015 012 ROAD & BRIDGE 2				
CASH - ROAD & BRIDGE # 2	195,916.55	33,599.12	81,582.18-	147,933.49
CASH INVESTED	186,868.25	8.07	.00	186,876.32
CASH INVESTED - LOGIC	435,940.63	40.51	.00	435,981.14
T-BILL INVESTMENTS	.00	.00	.00	.00
FUND TOTALS	818,725.43	33,647.70	81,582.18-	770,790.95
2015 013 ROAD & BRIDGE 3				
CASH - ROAD & BRIDGE # 3	194,430.54	91,863.96	89,970.91-	196,323.59
CASH INVESTED	458,681.86	19.79	.00	458,701.65
CASH INVESTED - LOGIC	1,107,732.64	102.92	.00	1,107,835.56
T-BILL INVESTMENTS	.00	.00	.00	.00
FUND TOTALS	1,760,845.04	91,986.67	89,970.91-	1,762,860.80
2015 014 ROAD & BRIDGE 4				
CASH - ROAD & BRIDGE # 4	152,526.89	131,012.69	95,302.98-	188,236.60
CASH INVESTED	516,056.98	22.25	.00	516,079.23
CASH INVESTED - LOGIC	941,281.39	87.45	.00	941,368.84
T-BILL INVESTMENTS	.00	.00	.00	.00
FUND TOTALS	1,609,865.26	131,122.39	95,302.98-	1,645,684.67
2015 019 FM & LATERAL				
CASH - F M & LATERAL	26,169.48	50.92	3.29-	26,217.11
CASH INVESTED	63,104.06	2.70	.00	63,106.76
CASH INVESTED - LOGIC	701,142.77	65.12	.00	701,207.89
T-BILL INVESTMENT	.00	.00	.00	.00
FUND TOTALS	790,416.31	118.74	3.29-	790,531.76
2015 020 TJPC				
CASH - T.J.P.C.	23,484.06	25,909.31	19,835.92-	29,557.45
CASH INVESTED	10,004.57	.30	.00	10,004.87
CASH INVESTED - LOGIC	20,033.85	2.05	.00	20,035.90
FUND TOTALS	53,522.48	25,911.66	19,835.92-	59,598.22
2015 021 JUVENILE PROB-ISP				
CASH - JUVENILE PROBATION	7,153.13	1.16	.00	7,154.29
INVESTMENTS	.00	.00	.00	.00
CASH INVESTED - LOGIC	4,792.87	.43	.00	4,793.30
FUND TOTALS	11,946.00	1.59	.00	11,947.59

ACCOUNT NAME	BEGINNING CASH BALANCE	CASH RECEIPTS	CASH DISBURSEMENTS	ENDING CASH BALANCE
2015 022 JUVENILE PROBATION				
CASH - JUV. PROB. DIV	6,564.19	198.07	.00	6,762.26
INVESTMENTS	.00	.00	.00	.00
FUND TOTALS	<u>6,564.19</u>	<u>198.07</u>	<u>.00</u>	<u>6,762.26</u>
2015 023 JUVENILE PROB. IV-E				
CASH - IV-E	7,905.40	1.28	.00	7,906.68
CASH INVESTED	.00	.00	.00	.00
CASH INVESTED - LOGIC	<u>6,017.33</u>	<u>.59</u>	<u>.00</u>	<u>6,017.92</u>
FUND TOTALS	<u>13,922.73</u>	<u>1.87</u>	<u>.00</u>	<u>13,924.60</u>
2015 028 ADULT PROBATION				
CASH - ADULT PROBATION	65,947.76	28,775.60	20,791.50-	73,931.86
CASH ON HAND	75.00	.00	.00	75.00
CASH INVESTED	33,638.39	1.60	.00	33,639.99
CASH INVESTED - LOGIC	<u>115,097.31</u>	<u>11.19</u>	<u>.00</u>	<u>115,108.50</u>
FUND TOTALS	<u>214,758.46</u>	<u>28,788.39</u>	<u>20,791.50-</u>	<u>222,755.35</u>
2015 029 COMMUNITY CORRECTIONS				
CASH - COMMUNITY CORRECTI	19,703.58	.00	6,095.97-	13,607.61
INVESTMENTS	.00	.00	.00	.00
CASH INVESTED - LOGIC	<u>.00</u>	<u>.00</u>	<u>.00</u>	<u>.00</u>
FUND TOTALS	<u>19,703.58</u>	<u>.00</u>	<u>6,095.97-</u>	<u>13,607.61</u>
2015 032 DISTRICT CLERK PRESERVATION				
CASH - DISTRICT CLERK PRESVATI	18,603.74	533.03	.00	19,136.77
INVESTMENTS	.00	.00	.00	.00
CASH INVESTED - LOGIC	<u>10,011.51</u>	<u>.91</u>	<u>.00</u>	<u>10,012.42</u>
FUND TOTALS	<u>28,615.25</u>	<u>533.94</u>	<u>.00</u>	<u>29,149.19</u>
2015 033 COUNTY/DISTRICT TECHNOLOGY FUN				
CASH - COUNTY/DISTRICT TECH	3,232.05	237.90	.00	3,469.95
INVESTMENTS	.00	.00	.00	.00
CASH INVESTED - LOGIC	<u>3,005.21</u>	<u>.29</u>	<u>.00</u>	<u>3,005.50</u>
FUND TOTALS	<u>6,237.26</u>	<u>238.19</u>	<u>.00</u>	<u>6,475.45</u>
2015 034 COURT REPORTER				
CASH -COURT REPORTER FUND	12,381.00	887.02	141.60-	13,126.42
INVESTMENTS	12,158.75	.60	.00	12,159.35
CASH INVESTED - LOGIC	<u>30,048.95</u>	<u>2.80</u>	<u>.00</u>	<u>30,051.75</u>
FUND TOTALS	<u>54,588.70</u>	<u>890.42</u>	<u>141.60-</u>	<u>55,337.52</u>
2015 035 PERMANENT IMPROVEMENT				
CASH - PERMANENT IMPROVEM	38,156.65	7,689.95	.00	45,846.60
CASH INVESTED	605,665.88	26.15	.00	605,692.03
CASH INVESTED - LOGIC	1,376,502.12	127.91	.00	1,376,630.03
T-BILL INVESTMENTS	<u>.00</u>	<u>.00</u>	<u>.00</u>	<u>.00</u>
FUND TOTALS	<u>2,020,324.65</u>	<u>7,844.01</u>	<u>.00</u>	<u>2,028,168.66</u>
2015 037 LAW ENFORCEMENT ED				
CASH - LAW ENFORCEMENT ED	12,510.08	34.79	2,211.80-	10,333.07
CASH INVESTED	10,006.11	.30	.00	10,006.41
CASH INVESTED - LOGIC	<u>5,007.15</u>	<u>.53</u>	<u>.00</u>	<u>5,007.68</u>
FUND TOTALS	<u>27,523.34</u>	<u>35.62</u>	<u>2,211.80-</u>	<u>25,347.16</u>
2015 038 JP TECH				
CASH - J P TECH FUND	9,352.07	921.26	1,231.87-	9,041.46

ACCOUNT NAME	BEGINNING CASH BALANCE	CASH RECEIPTS	CASH DISBURSEMENTS	ENDING CASH BALANCE
INVESTMENTS	.00	.00	.00	.00
CASH INVESTED - LOGIC	19,823.59	1.86	.00	19,825.45
FUND TOTALS	29,175.66	923.12	1,231.87-	28,866.91
2015 040 LAW LIBRARY				
CASH - LAW LIBRARY	28,844.46	1,544.71	378.90-	30,010.27
CASH INVESTED	26,461.98	1.20	.00	26,463.18
CASH INVESTED - LOGIC	50,081.52	4.64	.00	50,086.16
FUND TOTALS	105,387.96	1,550.55	378.90-	106,559.61
2015 041 CC LIBRARY FUND				
CASH - COOKE COUNTY LIBRA	23,632.99	1,374.12	404.31-	24,602.80
CASH INVESTED	.00	.00	.00	.00
CASH INVESTED - LOGIC	22,165.53	2.06	.00	22,167.59
T-BILL INVESTMENTS	.00	.00	.00	.00
FUND TOTALS	45,798.52	1,376.18	404.31-	46,770.39
2015 042 CC HISTORICAL COMM.				
CASH - COOKE CO. HISTORIC	3,917.64	.63	.00	3,918.27
FUND TOTALS	3,917.64	.63	.00	3,918.27
2015 043 JP COURTHOUSE SECURITY				
CASH - JP COURTHOUSE SECURITY	12,136.22	222.93	24.10-	12,335.05
CASH INVESTED	.00	.00	.00	.00
CASH INVESTED - LOGIC	15,019.67	1.42	.00	15,021.09
FUND TOTALS	27,155.89	224.35	24.10-	27,356.14
2015 044 COURTHOUSE SECURITY				
CASH - COURTHOUSE SECURIT	31,723.93	2,151.55	.00	33,875.48
CASH INVESTED	21,432.44	.94	.00	21,433.38
CASH INVESTED - LOGIC	175,263.58	16.31	.00	175,279.89
FUND TOTALS	228,419.95	2,168.80	.00	230,588.75
2015 045 FLOOD DAMAGE				
CASH - FLOOD DAMAGE	17,742.00	.00	.00	17,742.00
CASH INVESTED - TEXPOOL	.00	.00	.00	.00
CASH INVESTED - LOGIC	.00	.00	.00	.00
FUND TOTALS	17,742.00	.00	.00	17,742.00
2015 046 CHAPTER 19				
CASH - CHAPTER 19	.00	.00	.00	.00
INVESTMENTS	.00	.00	.00	.00
FUND TOTALS	.00	.00	.00	.00
2015 047 CC RECORDS MANAGEMENT				
CASH - CC RECORDS MANAGEMENT	2,926.74	113.32	.00	3,040.06
INVESTMENTS - TEXPOOL	.00	.00	.00	.00
FUND TOTALS	2,926.74	113.32	.00	3,040.06
2015 048 COUNTY RECORDS MANAGEMENT				
CASH - RECORDS MANAGEMENT	33,313.73	2,003.66	.00	35,317.39
CASH INVESTED	109,498.36	4.66	.00	109,503.02
CASH INVESTED - LOGIC	140,224.51	13.15	.00	140,237.66
FUND TOTALS	283,036.60	2,021.47	.00	285,058.07
2015 049 CC RECORDS PRESERVATION				
CASH - RECORDS PRESERVATI	34,591.87	8,806.90	.00	43,398.77

ACCOUNT NAME	BEGINNING CASH BALANCE	CASH RECEIPTS	CASH DISBURSEMENTS	ENDING CASH BALANCE
INVESTMENTS	43,496.44	1.80	.00	43,498.24
CASH INVESTED - LOGIC	110,206.69	10.36	.00	110,217.05
FUND TOTALS	188,295.00	8,819.06	.00	197,114.06
2015 050 DIST CLERK RECORDS MANAGEMENT				
CASH - D C RECORDS MANAGEMENT	21,838.65	405.74	.00	22,244.39
CASH INVESTED	.00	.00	.00	.00
CASH INVESTED - LOGIC	15,019.70	1.42	.00	15,021.12
FUND TOTALS	36,858.35	407.16	.00	37,265.51
2015 051 DISTRICT CLERK ARCHIVE				
DISTRICT CLERK ARCHIVE	11,474.45	411.87	.00	11,886.32
INVESTMENTS	.00	.00	.00	.00
CASH INVESTED - LOGIC	4,005.89	.34	.00	4,006.23
FUND TOTALS	15,480.34	412.21	.00	15,892.55
2015 052 COUNTY CLERK ARCHIVE FEE				
CASH -RECORDS ARCHIVE	34,722.59	8,135.22	6,065.54-	36,792.27
INVESTMENTS	19,426.50	.90	.00	19,427.40
CASH INVESTED - LOGIC	50,073.87	4.74	.00	50,078.61
FUND TOTALS	104,222.96	8,140.86	6,065.54-	106,298.28
2015 053 CA CHECK COLLECTING				
CASH - CHECK COLLECTING &	2,321.00	416.45	108.80-	2,628.65
CASH INVESTED	.00	.00	.00	.00
CASH INVESTED - LOGIC	7,511.15	.65	.00	7,511.80
FUND TOTALS	9,832.15	417.10	108.80-	10,140.45
2015 054 DA CHECK COLLECTING				
CASH - DA CHECK COLLECTING	192.53	.00	.00	192.53
CASH INVESTED	.00	.00	.00	.00
FUND TOTALS	192.53	.00	.00	192.53
2015 056 DISTRICT ATTY FORFEITURE				
CASH - D.A. FORFEITURE FU	11,218.38	363.72	5,053.68-	6,528.42
CASH INVESTED - TEXPOOL	10,006.11	.30	.00	10,006.41
CASH INVESTED - LOGIC	120,052.67	11.14	.00	120,063.81
FUND TOTALS	141,277.16	375.16	5,053.68-	136,598.64
2015 057 D A SEIZURE FUND				
CASH - SEIZURE-LAW	27,528.66	.00	1,207.00-	26,321.66
INVESTMENTS	.00	.00	.00	.00
FUND TOTALS	27,528.66	.00	1,207.00-	26,321.66
2015 058 SHERIFF FORFEITURE				
CASH- SHERIFF FORFEITURE	47,929.15	7.93	1,591.60-	46,345.48
INVESTMENTS	.00	.00	.00	.00
CASH INVESTED - LOGIC	37,520.78	3.47	.00	37,524.25
FUND TOTALS	85,449.93	11.40	1,591.60-	83,869.73
2015 059 JAIL COMMISSARY				
CASH - JAIL COMMISSARY	27,948.73	1,777.38	501.96-	29,224.15
CASH INVESTED - TEXPOOL	10,006.11	.30	.00	10,006.41
CASH INVESTED - LOGIC	48,058.35	4.46	.00	48,062.81
FUND TOTALS	86,013.19	1,782.14	501.96-	87,293.37
2015 060 INTEREST & SINKING				
CASH - INTEREST & SINKING	.00	.00	.00	.00

ACCOUNT NAME	BEGINNING CASH BALANCE	CASH RECEIPTS	CASH DISBURSEMENTS	ENDING CASH BALANCE
CASH INVESTED	.00	.00	.00	.00
CASH INVESTED - LOGIC	.00	.00	.00	.00
T-BILL INVESTMENTS	.00	.00	.00	.00
FUND TOTALS	.00	.00	.00	.00
2015 061 2004 GO REFUNDING DEBT SERVICE				
CASH - 2004 GO REFUNDING D/S	66,689.22	12,177.21	.00	78,866.43
CASH INVESTED	375,043.03	16.13	.00	375,059.16
CASH INVESTED - LOGIC	542,404.59	50.90	.00	542,455.49
T-BILL INVESTMENTS	.00	.00	.00	.00
FUND TOTALS	984,136.84	12,244.24	.00	996,381.08
2015 070 BOND FUND				
CASH - CONSTRUCTION FUND	.00	.00	.00	.00
CASH INVESTED	.00	.00	.00	.00
CASH INVESTED - LOGIC	.00	.00	.00	.00
FUND TOTALS	.00	.00	.00	.00
2015 088 STATE FEES				
CASH - STATE FEES	66,076.93	89,691.32	118,069.93	37,698.32
CASH INVESTED	7,303.37	.26	5,000.00	2,303.63
CASH INVESTED - LOGIC	43,041.42	3.60	40,000.00	3,045.02
FUND TOTALS	116,421.72	89,695.18	163,069.93	43,046.97
2015 090 OFFICER'S TRUST				
CASH-OFFICERS TRUST	61,368.95	.00	.00	61,368.95
CASH INVESTED	.00	.00	.00	.00
CASH INVESTED - LOGIC	.00	.00	.00	.00
FUND TOTALS	61,368.95	.00	.00	61,368.95
2015 091 LIBRARY TRUST - LIDDELL				
CASH-LIBRARY TRUST/LIDDELL	1,924.35	9.55	.00	1,933.90
CD INVESTMENT	15,000.00	.00	.00	15,000.00
FUND TOTALS	16,924.35	9.55	.00	16,933.90
2015 092 LIBRARY TRUST - ROSENSTEIN				
CASH-LIBRARY TRUST/ROSENSTEIN	3,037.43	.49	.00	3,037.92
CD INVESTMENT	19,000.00	.00	.00	19,000.00
FUND TOTALS	22,037.43	.49	.00	22,037.92
2015 098 PAYROLL CLEARING				
CASH - PAYROLL CLEARING	503,116.21	1,383,452.43	.00	880,336.22
INVESTMENTS	.00	.00	.00	.00
FUND TOTALS	503,116.21	1,383,452.43	.00	880,336.22
2015 100 CHILD ABUSE PREVENTION FUND				
CASH-CHILD ABUSE PREVENTION	232.06	7.45	.00	239.51
CASH INVESTED	.00	.00	.00	.00
FUND TOTALS	232.06	7.45	.00	239.51
2015 101 PRETRIAL DIVERSION				
CASH-PRETRIAL DIVERSION	6,960.44	.00	4.06	6,956.38
CASH INVESTED	.00	.00	.00	.00
CASH INVESTED - LOGIC	.00	.00	.00	.00
FUND TOTALS	6,960.44	.00	4.06	6,956.38
GRAND TOTALS	34,076,622.89	3,070,935.08	2,548,276.09	34,599,281.88