

**AFFIDAVIT**

**STATE OF TEXAS**

**COUNTY OF COOKE**


**The members of the Commissioners' Court of Cooke County, Texas, state as follows:**


The requirement of Subsection (C) of the Texas Local Government Code, §114.026 have been met for the term of **November 2018**. The amount of cash and other assets in the custody of the County Treasurer at the time of examination are:

Cash (includes on hand, money market accounts, and short term investments) \$ 31,481,641.98


Other Assets (long term investments) \$ 0.00.

Sworn to and subscribed this 20 day of December.

  
\_\_\_\_\_  
Jason Brinkley, Cooke County Judge


  
\_\_\_\_\_  
Gary Hollowell, Commissioner, Pct 1

  
\_\_\_\_\_  
Jason Snuggs, Commissioner, Pct 2

  
\_\_\_\_\_  
John Klement, Commissioner, Pct 3

  
\_\_\_\_\_  
Leon Klement, Commissioner, Pct 4


**ATTEST:**

  
\_\_\_\_\_  
Rebecca Lawson, County Clerk


FINANCIAL REPORTS


November 2018


In accordance with Local Government Code 114.026, this affidavit states the current cash and reports in the custody of the county treasurer as of this date of November 30, 2018.


  
\_\_\_\_\_  
Jason Brinkley,  
Cooke County Judge

*Rebecca Lawson, By Pam Hansen*  
\_\_\_\_\_  
Rebecca Lawson,  
Cooke County Clerk

  
\_\_\_\_\_  
Gary Hollowell,  
Commissioner Pct. #1

  
\_\_\_\_\_  
Jason Sniggs,  
Commissioner Pct. #2

  
\_\_\_\_\_  
John Klement,  
Commission Pct. #3

  
\_\_\_\_\_  
Leon Klement,  
Commissioner Pct. #4





**MONTHLY REPORT**

**NOVEMBER 2018**

**PATTY BRENNAN**

**COOKE COUNTY TREASURER**

PRIOR MONTH ENDING BANK STATEMENT BALANCE	\$144,897.73	
CLEARED DEPOSITS	\$1,067,889.47	4
CLEARED ADDITIONS	\$3,333.00	2
CLEARED CHECKS	\$702,358.42-	87
CLEARED DEDUCTIONS	\$363,492.36-	6
<hr/>		
CURRENT MONTH ENDING BANK STATEMENT BALANCE	\$150,269.42	
CURRENT MONTH ENDING BANK STATEMENT BALANCE	\$150,269.42	
OUTSTANDING DEPOSITS	\$ .00	
OUTSTANDING ADDITIONS	\$ .00	
OUTSTANDING CHECKS	\$4,566.47-	22
OUTSTANDING DEDUCTIONS	\$ .00	
<hr/>		
RECONCILED BOOK BALANCE	\$145,702.95	
ENDING STATEMENT DATE	11/30/2018	CLERK: PB



DATE 12/07/2018

BANK RECONCILIATION FOR TREAS FUND BNK010 PAGE 22  
TOTALS

PRIOR MONTH ENDING BANK STATEMENT BALANCE	\$4,727,191.93	
CLEARED DEPOSITS	\$1,651,226.11	217
CLEARED ADDITIONS	\$195,745.34	5
CLEARED CHECKS	\$2,200,939.06-	431
CLEARED DEDUCTIONS	\$4,751.80-	3
CURRENT MONTH ENDING BANK STATEMENT BALANCE	\$4,368,472.52	
CURRENT MONTH ENDING BANK STATEMENT BALANCE	\$4,368,472.52	
OUTSTANDING DEPOSITS	\$ .00	
OUTSTANDING ADDITIONS	\$ .00	
OUTSTANDING CHECKS	\$722,909.08-	426
OUTSTANDING DEDUCTIONS	\$ .00	
RECONCILED BOOK BALANCE	\$3,645,563.44	
ENDING STATEMENT DATE	11/30/2018	CLERK: PB



**PROSPERITY BANK®**

EL CAMPO, TX

# Pledge Security Listing

November 30, 2018

ID	CUSIP	Description	Safekeeping Location	Safekeeping Receipt	Coupon	Maturity Date	Call Date	Moody	S&P	Fitch	ASC 320	Face Amount	Current Par	Current Book Value	Market Value	Gain(Loss)
<b>COOKE COUNTY</b>																
2047	3128MBNA1	FHLMC G12885	FHLB	x	5.00	06/01/2021		AAA	AA+	AAA	HTM	157,950	1,971.11	1,971.11	1,996.38	25.27
2107	31410G5S8	FNMA 889257	FHLB	x	5.00	04/01/2021		AAA	AA+	AAA	HTM	105,405	1,063.89	1,063.90	1,074.53	10.63
3643	3128MMQX4	FHLMC G18469	FHLB		2.00	06/01/2028		AAA	AA+	AAA	HTM	212,158	98,455.40	98,682.39	94,199.55	(4,482.84)
<b>Total for COOKE COUNTY</b>												<b>475,513</b>	<b>101,490.40</b>	<b>101,717.40</b>	<b>97,270.46</b>	<b>(4,446.94)</b>

Although the information in this report has been obtained from sources believed to be reliable, its accuracy cannot be guaranteed.

11/30/2018 10:11:48 AM



# Pledge Inventory Report

Landmark Bank  
Columbia, MO  
FROM 11/1/2018 TO 11/30/2018

Customer ID: 5961  
Report Date: 12/1/2018  
PAS Rep: Vance Roe  
Account Rep: Bob Fitzpatrick

Cusip Ticket	Description Location Code/Name	Maturity Date Group	Intent Coupon	S&P Moody	Market Price Dt Maturity (Yr)	Original Face Par	Book Value Market Value
Pledged: J7BM - COOKE COUNTY							
3133EJQC6 1142450	FED FARM CR BK FED - FEDERAL RESERVE BANK	02/25/2020 AG2	AFS 2.46925	AA+ Aaa	11/30/2018 1.24	400,000.00 400,000.00	400,092.79 399,880.00
3130A1XJ2 1104690	FED HOME LN BK FED - FEDERAL RESERVE BANK	06/14/2024 AGY	AFS 2.87500	AA+ Aaa	11/30/2018 5.54	800,000.00 800,000.00	824,632.15 790,896.00
3130A5R35 1102932	FEDERAL HOME LOAN BA FED - FEDERAL RESERVE BANK	06/13/2025 AGY	AFS 2.87500	AA+ Aaa	11/30/2018 6.54	400,000.00 400,000.00	413,880.27 391,724.00
3130A5R35 1104689	FEDERAL HOME LOAN BA FED - FEDERAL RESERVE BANK	06/13/2025 AGY	AFS 2.87500	AA+ Aaa	11/30/2018 6.54	100,000.00 100,000.00	102,673.81 97,931.00
3133732Y7 1131459	FED HOME LN BK FED - FEDERAL RESERVE BANK	03/12/2021 AGY	AFS 3.62500	AA+ Aaa	11/30/2018 2.28	1,000,000.00 1,000,000.00	1,024,430.98 1,015,299.99
3133X8L34 1087540	FED HOME LN BK FED - FEDERAL RESERVE BANK	09/09/2024 AGY	AFS 5.36500	AA+ Aaa	11/30/2018 5.78	2,000,000.00 2,000,000.00	2,326,720.38 2,221,260.08
3133XDVS7 933583	FED HOME LN BK FED - FEDERAL RESERVE BANK	12/11/2020 AGY	AFS 5.25000	AA+ Aaa	11/30/2018 2.03	700,000.00 700,000.00	744,568.07 732,088.00
31300LVH5 851172	FHLMC ARM POOL #8487 FED - FEDERAL RESERVE BANK	01/01/2037 MB3	AFS 4.39100		11/30/2018 18.10	200,000.00 50,973.29	54,235.14 53,751.84
3133TTX48 783451	Fhlmc remic ser 2326 FED - FEDERAL RESERVE BANK	06/15/2031 MB4	AFS 6.50000	NR	11/30/2018 12.55	300,000.00 26,695.71	29,569.61 29,414.14
3136ACLE9 879680	FNM13025 BD FED - FEDERAL RESERVE BANK	03/25/2033 MB4	AFS 2.00000	Nr	11/30/2018 14.33	1,400,000.00 598,057.01	584,782.84 571,903.38
3136ACU25 881004	FNM13015 DC FED - FEDERAL RESERVE BANK	03/25/2033 MB4	AFS 2.00000	Nr	11/30/2018 14.33	500,000.00 223,470.28	218,764.04 211,834.01
3136AKJK0 916714	FNR 2014-41 CM FED - FEDERAL RESERVE BANK	06/25/2040 MB4	AFS 1.50000	Nr	11/30/2018 21.58	1,000,000.00 485,391.94	467,981.90 459,319.97
3137B1CT7 882621	FHL4195 LH FED - FEDERAL RESERVE BANK	12/15/2031 MB4	AFS 1.50000	Nr	11/30/2018 13.05	600,000.00 248,540.48	241,745.06 232,418.25

This report reflects information submitted to us by the customer. It is not intended to be used as the official record of safekeeping location and/or pledged holdings. This information should be provided by the customer's safekeeper.

# Pledge Inventory Report

Landmark Bank  
Columbia, MO  
FROM 11/1/2018 TO 11/30/2018

Customer ID: 5961  
Report Date: 12/1/2018  
PAS Rep: Vance Roe  
Account Rep: Bob Fitzpatrick

Cusip Ticket	Description Location Code/Name	Maturity Date Group	Intent Coupon	S&P Moody	Market Price Dt Maturity (Yr)	Original Face Par	Book Value Market Value
Pledged: J7BM - COOKE COUNTY							
31392WB41 719835	FHL2512 PG FED - FEDERAL RESERVE BANK	10/15/2022 MB4	AFS 5.50000	NR	11/30/2018 3.88	400,000.00 44,616.04	46,479.13 46,180.63
31394H2Q3 887207	FHL2662 DH FED - FEDERAL RESERVE BANK	08/15/2023 MB4	AFS 5.00000	NR	11/30/2018 4.71	1,200,000.00 397,888.48	415,924.98 409,894.56
31395HVM9 856892	FHL2896 BZ FED - FEDERAL RESERVE BANK	11/15/2034 MB4	AFS 5.00000	Nr	11/30/2018 15.97	200,000.00 184,033.37	198,644.95 191,130.01
38374F2L7 844136	GNM04024 ZM FED - FEDERAL RESERVE BANK	04/20/2034 MB4	AFS 5.00000	Nr	11/30/2018 15.40	700,000.00 537,710.96	591,710.96 571,274.00
17	Total Pledged: J7BM - COOKE COUNTY					11,900,000.00 8,197,377.56	8,686,837.06 8,426,199.86

This report reflects information submitted to us by the customer. It is not intended to be used as the official record of safekeeping location and/or pledged holdings. This information should be provided by the customer's safekeeper.



Landmark Bank, N.A.  
 Cooke County  
 As of: Friday, November 30, 2018

Detail Section:

<u>Account No.</u>	<u>Balance</u>	<u>Int Rate</u>	<u>Type</u>	<u>Officer</u>
28002408	\$0	0.00%	TDSV	R1B
28002416	\$0	0.00%	TDSV	R1B
28900090	\$150,269	0.00%	CK	R1B
28900287	\$4,368,473	0.70%	CK	R1B
28900325	\$20,000	0.00%	CK	R1B
28900333	\$0	0.00%	CK	R1B
28900341	\$0	0.00%	CK	R1B
28900368	\$45,888	0.70%	CK	R1B
28900376	\$136,908	0.00%	CK	R1B
28900384	\$1,131	0.00%	CK	R1B
28900392	\$643	0.00%	CK	R1B
28900406	\$27,122	0.00%	CK	R1B
28900414	\$30	0.00%	CK	R1B
28900422	\$0	0.00%	CK	R1B
28900449	\$0	0.00%	CK	R1B
28900457	\$0	0.00%	CK	R1B
28900465	\$0	0.00%	CK	R1B
28900481	\$547,821	0.00%	CK	R1B
28900511	\$1,091	0.00%	CK	R1B
28900538	\$2,026	0.00%	CK	R1B
28901259	\$3,565	0.00%	CK	ELE
28901593	\$14,419	0.00%	CK	JDH
4170003539	\$68,800	0.00%	CK	R1B
4170009684	\$0	0.00%	CK	R1B
4170009700	\$7,376	0.00%	CK	R1B
4170013934	\$0	0.00%	CK	JDH
4170023065	\$0	0.00%	CK	R1B
4170045332	\$18,438	0.00%	CK	T1G
4170049177	\$0	0.00%	CK	T1G
4170056479	\$633,581	0.00%	CK	T1G
4170056487	\$8,000	0.00%	CK	T1G
4170800744	\$0	0.00%	TDSV	JDH
4170800751	\$0	0.00%	TDSV	JDH
4170801528	\$0	0.00%	TDSV	R1B
4170801536	\$0	0.00%	TDSV	R1B
4170802286	\$0	0.00%	TDSV	JDH
4170802294	\$0	0.00%	TDSV	JDH
4170802849	\$0	0.00%	TDSV	JDH

4170802856	\$0	0.00%	TDSV	JDH
4170803896	\$0	0.00%	TDSV	R1B
4170803904	\$0	0.00%	TDSV	R1B
4170804019	\$0	0.00%	TDSV	R1B
4170804142	\$0	0.00%	TDSV	R1B
4170804159	\$0	0.00%	TDSV	R1B
4170804415	\$0	0.00%	TDSV	T1G
4170804423	\$0	0.00%	TDSV	T1G
4170804761	\$0	0.00%	TDSV	T1G
4170804779	\$0	0.00%	TDSV	T1G
4170805073	\$0	0.00%	TDSV	T1G
4170805081	\$0	0.00%	TDSV	T1G
4170805198	\$8,000	1.05%	TDSV	JDH
4170805677	\$0	0.00%	TDSV	T1G
4170805685	\$0	0.00%	TDSV	T1G
4170806451	\$7,500	0.80%	TDSV	T1G
4170806469	\$7,500	0.80%	TDSV	T1G
4170806691	\$0	0.00%	TDSV	T1G
4170806709	\$0	0.00%	TDSV	T1G
4170807095	\$500,000	1.93%	TDSV	T1G
4170807103	\$500,000	1.93%	TDSV	T1G

*Collateral Section:*

<u>Description / LOC No.</u>	<u>Amount</u>	<u>Maturity Date</u>
Securities - Market Value	\$8,426,200	(See add'l report)

*Pledge Report Summary:*

Total Deposits	\$	7,078,581
Plus Additional Coverage (per Agreement)	\$	0
Total Collateral Needed	\$	<u>7,078,581</u>
Collateral Pledged	\$	8,426,200
FDIC Insurance	\$	250,000
Total Collateral Provided	\$	<u>8,676,200</u>
Total Public Funding Excess / (Needed)	\$	<u>1,597,619</u>



## Depositor Statement

November 1, 2018 - November 30, 2018

Account #: 104791304900

### Cooke County

Attn: Patty Brennan  
101 S. Dixon Street  
Gainesville, TX 76240

## Account at-a-Glance

Beginning Balance	2,003,355.40
+ Net Deposits	0.00
+ Net Accrued Interest <sup>2</sup>	3,490.78
Ending Balance	2,006,846.18
Days In Period <sup>4</sup>	30
Average Daily Balance <sup>5</sup>	2,003,355.40
Net APY This Period <sup>6</sup>	2.12%
Available Balance <sup>7</sup>	2,003,355.40

## Depositor Information

Website: [www.ficaaccount.com](http://www.ficaaccount.com)

Support Center: (866) 343-5516

## Account Transactions

Description	Date	Amount(USD\$)
-------------	------	---------------

No transactions in this period

## Insured Depository Detail

Depository Bank	FDIC Cert#	Balance(USD\$)
Access National Bank	35189	10.05
Alpine Bank	23091	19.68
American Savings Bank F.S.B.	32526	13.02
American Trust & Savings Bank	13150	2,317.88
Associated Bank National Association	5296	443.51
BNB Bank	6976	1,113.20
Banc of California, National Association	35498	111,800.38
BancCentral National Association	4033	3,511.51
Bank of Cave City	105	27.99
Bank of China - New York Branch	33653	29,101.92
Bank of Commerce	422	27.47
Bank of Fayette County	10308	17.02
Bank of Lindsay	19087	10.96
Bank of Princeton	58513	2,703.09
Bank of Romney	845	13.99
Bank of Southern California National Associat	57044	157.00
Bank3	15205	691.73
BankUnited National Association	58979	6,346.03
Bankwell Bank	57368	9,194.78

**Cooke County**

Attn: Patty Brennan  
101 S. Dixon Street  
Gainesville, TX 76240

**Depositor Statement**

November 1, 2018 - November 30, 2018

Account #: 104791304900

Depository Bank	FDIC Cert#	Balance(USD\$)
Bar Harbor Bank & Trust	11971	29.89
Barrington Bank & Trust Company National	34395	10.66
Blue Ridge Bank, National Association	35274	228.93
CNB Bank	13876	10.53
Cadence Bank N.A.	4999	19.32
CapStar Bank	58823	10.85
Carolina Alliance Bank	58432	73.86
Cendera Bank National Association	3098	10.02
Cherokee State Bank	951	17.97
Community Bank National Association	6989	30.35
Community Bank of the Bay	34210	132.60
ConnectOne Bank	57919	3,133.36
Cornerstone Bank	90282	605.18
Cornerstone Community Bank	58411	98.90
Country Bank	27226	144.48
Covenant Bank	58502	2,548.78
Customers Bank	34444	288.16
Eagle Bank and Trust Company	3873	26.17
East West Bank	31628	219.74
Entegra Bank	31445	179.42
Equity Bank	25858	2,967.26
F & M Community Bank National Association	10967	71.94
Farmers & Merchants Savings Bank	10492	296.94
Farmers Trust and Savings Bank	14195	772.84
Farmers and Merchants State Bank of	1599	80.24
First Bank	12229	6,413.60
First Bank	58481	26.25
First Bank Texas SSB	3086	59.62
First Bank of Utica	14281	232.15
First Carolina Bank	35530	2,186.03
First Guaranty Bank	14028	389.90
First N.A.	4256	55.44
First National Bank	4519	13.72
First National Bank	25894	202.03
First National Bank and Trust Company of Vini	4218	370.22
First National Bank of Michigan	58259	2,947.81
First National Bank of Pennsylvania	7888	5,057.56
First Savings Bank Northwest	29058	7,231.61
First State Bank	13622	842.08
First Virginia Community Bank	58696	33,243.78
First Western Trust Bank	57607	181.24
Franklin Synergy Bank	58714	38,203.17
GNB Bank	14079	13.75
Great North Bank	15146	18.50
Great Western Bank	15289	241,801.16
Happy State Bank	10359	8,345.14
Hardin County Bank	20993	232.13
Hardin County Savings Bank	5817	76.27
Heritage Community Bank	57656	14.34



## Depositor Statement

---

November 1, 2018 - November 30, 2018

Account #: 104791304900

### Cooke County

Attn: Patty Brennan  
101 S. Dixon Street  
Gainesville, TX 76240

Depository Bank	FDIC Cert#	Balance(USD\$)
Horizon Bank National Association	4360	132.48
IBERIABANK	28100	18,367.20
Independent Bank	3076	29.46
International City Bank National Association	25648	1,872.18
Investar Bank	58316	69,043.75
Ion Bank	18198	3,481.62
Israel Discount Bank of New York	19977	15.79
Landmark Community Bank	34982	78.62
Lead Bank	8283	37.13
LegacyTexas Bank	58006	23.36
Lone Star Bank	58324	11.30
Luana Savings Bank	253	10.29
MB Financial Bank N.A.	3628	26.68
MainStreet Bank	57742	33,073.96
Manufacturers Bank	18618	87,986.89
Merchants Bank of Indiana	8056	221,442.58
Meridian Bank	57777	96,331.87
Metropolitan National Bank	34699	272.03
Middlefield Banking Company	13716	21,250.56
Midland States Bank	1040	119,676.71
NewBank	58203	1,809.33
NexBank SSB	29209	155,629.28
North Side Bank and Trust Company	9457	11.20
Oculina Bank	57559	26.87
Open Bank	57944	25.20
Pacific Enterprise Bank	58415	10,947.78
Pacific Mercantile Bank	34940	670.13
Peoples Bank	9489	89.44
Piedmont Bank	58374	20,155.00
Pioneer Bank SSB	58577	11,184.75
Platte Valley Bank	34211	463.86
Poppy Bank	57903	18,990.04
Post Oak Bank N.A.	57729	461.55
Preferred Bank	33539	149,276.22
Prime Alliance Bank	57920	19.04
Progress Bank and Trust	58719	7,069.71
Providence Bank	1643	369.12
Provident Bank	90141	1,198.38
Quontic Bank	57807	27.59
RBS Citizens National Association	57957	11.67
Reading Co-operative Bank	26620	73.60
Reliant Bank	58366	353.43
Relyance Bank National Association	19371	2,018.18
Royal Savings Bank	28068	1,763.50
Sandy Spring Bank	4865	29.76
Savoy Bank	58641	136.84
Seattle Bank	35139	13.90
Security State Bank	235	60.34
ServisFirst Bank	57993	34,423.67

## Cooke County

Attn: Patty Brennan  
101 S. Dixon Street  
Gainesville, TX 76240

## Depositor Statement

November 1, 2018 - November 30, 2018

Account #: 104791304900

Depository Bank	FDIC Cert#	Balance(USD\$)
Simmons First National Bank	3890	231,172.33
SmartBank	58463	40,818.40
Solera National Bank	58534	18.68
Southern States Bank	58558	8,515.95
State Bank of Reeseville	14960	11.82
State Guaranty Bank	5995	10.86
Tensas State Bank	8533	33.48
Texas Capital Bank National Association	34383	7,305.61
Third Coast Bank SSB	58716	57,376.43
Tradition Capital Bank	58057	18.00
TriState Capital Bank	58457	5,884.53
United Bank	22858	472.57
Village Bank & Trust	34011	10.69
Washington Trust Company of Westerly	23623	32,633.51
West Michigan Community Bank	22308	879.21
Wheaton Bank & Trust Company	33803	32.39
Aggregate Net Accrued Interest <sup>3</sup>		3,490.78

<b>Total</b>	<b>2,006,846.18</b>
--------------	---------------------

## Disclosure Information

<sup>1</sup> The Federally Insured Cash Account ® ("FICA") is not a member of the Federal Deposit Insurance Corporation ("FDIC"), but the banks in which the money is deposited are FDIC members. The FDIC is an independent agency of the U.S. government that protects the funds depositors place in FDIC insured institutions. FDIC deposit insurance is backed by the full faith and credit of the U.S. government.

<sup>2</sup> Net Accrued Interest is the estimated amount of the accrued interest earned for the current month less any FICA Fee with respect to such interest. Net Accrued Interest cannot be withdrawn from the account until it is credited to the account. There is no guarantee that the account holder will receive the full amount as stated. Refer to the U.S. Bank Custodial Statement, provided via [ficaaccount.com](http://ficaaccount.com), for further details regarding interest earned and fees charged. Net Accrued Interest is for informational purposes only.

<sup>3</sup> Aggregate Net Accrued Interest is the sum of the current month's Net Accrued Interest and any prior period Net Accrued Interest not yet paid.

<sup>4</sup> Days In Period ("DIP") is the number of days in the period beginning on, and including the later of, the first day of the month or the business day an initial deposit is received by the FICA Custodian if received on or before 3:00PM EST or the business day immediately following if received after 3:00PM EST, and ending on, and including, the last day of the month. DIP does not include any date on which the balance is zero.

<sup>5</sup> Average Daily Balance is the sum of the beginning balance plus any deposits less any withdrawals averaged across number of days in Days In Period.

<sup>6</sup> Net APY This Period is the annualized yield that reflects the relationship between the net interest received plus any Net Accrued Interest and the Average Daily Balance for the statement period.

<sup>7</sup> Available Balance reflects the amount that can be withdrawn as of the date of the statement. This balance is the Ending Balance less the Aggregate Net Accrued Interest amount.

We encourage you to compare the information provided in our statement with the U.S. Bank custody statement. You may access the U.S. Bank custody statement by calling 1-866-343-5516.

StoneCastle Cash Management, LLC is an SEC Registered Investment Advisor. StoneCastle Cash Management, LLC is an affiliate of StoneCastle Partners, LLC, a leading asset management and financial services company dedicated to investing and serving the community banking sector. Performance data shown represents past performance, and is no guarantee of future results. Rates may change without notice. Please read the Terms and Conditions relating to the FICA program for more complete information and the governing terms of the account. Review your statement for accuracy. If you have any questions regarding your account, contact a FICA representative. Registration with the SEC does not imply a particular level of skill or training.



**INVESTMENTS-TEXPOOL**  
**PATTY BRENNAN, COOKE COUNTY TREASURER**  
**NOVEMBER 2018**

ACCT NAME	BALANCE FORWARD	DEPOSITS	WITH-DRAWALS	CURRENT INTEREST	ENDING BALANCE
GENERAL	\$ 5,129,279.07	\$ -	\$ -	\$ 9,287.54	\$ 5,138,566.61
R & B -1	\$ 492,584.08	\$ -	\$ -	\$ 891.91	\$ 493,475.99
R & B -2	\$ 309,077.53	\$ -	\$ -	\$ 559.66	\$ 309,637.19
R & B -3	\$ 302,458.70	\$ -	\$ -	\$ 547.66	\$ 303,006.36
R & B -4	\$ 525,191.21	\$ -	\$ -	\$ 950.96	\$ 526,142.17
FM & L	\$ 324,962.26	\$ -	\$ -	\$ 588.38	\$ 325,550.64
STATE FUNDS	\$ 8,279.18	\$ -	\$ -	\$ 14.98	\$ 8,294.16
TJPC	\$ 12,751.52	\$ -	\$ -	\$ 23.10	\$ 12,774.62
DIST CLK PRESERVATION	\$ 10,297.99	\$ -	\$ -	\$ 18.67	\$ 10,316.66
COUNTY/DIST TECH	\$ 1,561.75	\$ -	\$ -	\$ 2.73	\$ 1,564.48
ADULT PROB	\$ 202,162.32	\$ -	\$ -	\$ 366.02	\$ 202,528.34
JUV-ISP	\$ 4,929.99	\$ -	\$ -	\$ 8.97	\$ 4,938.96
COURT REP	\$ 43,403.95	\$ -	\$ -	\$ 78.57	\$ 43,482.52
PERM IMP	\$ 1,110,493.20	\$ -	\$ -	\$ 2,010.74	\$ 1,112,503.94
LAW ENFORCEMENT ED	\$ 10,295.86	\$ -	\$ -	\$ 18.64	\$ 10,314.50
JP-CH SECURITY	\$ 5,168.79	\$ -	\$ -	\$ 9.32	\$ 5,178.11
DIST CLK RECORDS MGMT	\$ 15,450.06	\$ -	\$ -	\$ 28.00	\$ 15,478.06
DIST CLK ARCHIVE	\$ 4,119.74	\$ -	\$ -	\$ 7.50	\$ 4,127.24
COUNTY ATTY CHECK COLLECT	\$ 2,630.94	\$ -	\$ -	\$ 4.80	\$ 2,635.74
JUV PROB-IVE	\$ 77.56	\$ -	\$ -	\$ -	\$ 77.56
LAW LIBRARY	\$ 83,851.08	\$ -	\$ -	\$ 151.81	\$ 84,002.89
JP TECH	\$ 17,305.79	\$ -	\$ -	\$ 31.33	\$ 17,337.12
C H SECURITY	\$ 135,629.34	\$ -	\$ -	\$ 245.58	\$ 135,874.92
REC MGMT	\$ 119,008.22	\$ -	\$ -	\$ 215.47	\$ 119,223.69
REC PRESV	\$ 10,137.93	\$ -	\$ -	\$ 18.38	\$ 10,156.31
LIBRARY	\$ 27,806.77	\$ -	\$ -	\$ 50.35	\$ 27,857.12
ARCHIVE	\$ 56,062.65	\$ -	\$ -	\$ 101.54	\$ 56,164.19
DIST ATTY FORFEITURE	\$ 30,939.78	\$ -	\$ -	\$ 56.04	\$ 30,995.82
SHERIFF FORFEITURE	\$ 38,611.41	\$ -	\$ -	\$ 69.91	\$ 38,681.32
JAIL COMMISSARY	\$ 80,254.98	\$ -	\$ -	\$ 145.27	\$ 80,400.25
2004 GO-REFUNDING	\$ 241,054.61	\$ -	\$ -	\$ 436.45	\$ 241,491.06
HOTEL/MOTEL TAX	\$ 75,286.16	\$ -	\$ -	\$ 136.34	\$ 75,422.50
<b>TOTAL: TREAS FUND</b>	<b>\$ 9,431,124.42</b>	<b>\$ -</b>	<b>\$ -</b>	<b>\$ 17,076.62</b>	<b>\$ 9,448,201.04</b>

YEAR - TO - DATE INTEREST	BAL FORWARD:	CURRENT INT.:	BALANCE:
	\$ 17,380.13	\$ 17,076.62	\$ 34,456.75

AVG. YEILD FOR NOV 2018                      2.20% MKT VALUE/ SHARI \$                      1.00

**INVESTMENTS-TEX STAR**  
**PATTY BRENNAN, COOKE COUNTY TREASURER**  
**NOVEMBER 2018**

ACCT NAME	BALANCE FORWARD	DEPOSITS	WITH- DRAWALS	CURRENT INTEREST	ENDING BALANCE
GENERAL	\$ 5,110,546.86	\$ -	\$ -	\$ 9,314.87	\$ 5,119,861.73
R & B -1	\$ 362,694.44	\$ -	\$ -	\$ 661.08	\$ 363,355.52
R & B -2	\$ 254,306.70	\$ -	\$ -	\$ 463.51	\$ 254,770.21
R & B -3	\$ 281,177.70	\$ -	\$ -	\$ 512.48	\$ 281,690.18
R & B -4	\$ 524,923.52	\$ -	\$ -	\$ 956.76	\$ 525,880.28
FM & L	\$ 332,694.65	\$ -	\$ -	\$ 606.40	\$ 333,301.05
ADULT PROBATION	\$ 202,639.56	\$ -	\$ -	\$ 369.36	\$ 203,008.92
PERM IMP	\$ 1,110,848.61	\$ -	\$ -	\$ 2,024.73	\$ 1,112,873.34
CC LIBRARY	\$ 30,565.15	\$ -	\$ -	\$ 55.69	\$ 30,620.84
JP- CH SECURITY	\$ 10,253.58	\$ -	\$ -	\$ 18.67	\$ 10,272.25
COURTHOUSE SECURITY	\$ 66,127.18	\$ -	\$ -	\$ 120.52	\$ 66,247.70
RECORDS MANAGEMENT	\$ 45,585.64	\$ -	\$ -	\$ 83.08	\$ 45,668.72
RECORDS PRESERVATION	\$ 10,118.90	\$ -	\$ -	\$ 18.47	\$ 10,137.37
ARCHIVE FEES	\$ 25,562.66	\$ -	\$ -	\$ 46.59	\$ 25,609.25
2012 GO REFUNDING	\$ 230,459.79	\$ -	\$ -	\$ 420.01	\$ 230,879.80
STATE FEES	\$ 5,259.08	\$ -	\$ -	\$ 9.60	\$ 5,268.68
DIST ATTY FORFEITURE	\$ 25,458.26	\$ -	\$ -	\$ 46.41	\$ 25,504.67
SHERIFF FORFEITURE	\$ 25,458.26	\$ -	\$ -	\$ 46.41	\$ 25,504.67
JAIL COMMISSARY	\$ 25,073.61	\$ -	\$ -	\$ 45.70	\$ 25,119.31
HOTEL/MOTEL TAX	\$ 75,290.32	\$ -	\$ -	\$ 137.23	\$ 75,427.55
<b>TOTAL: TREAS FUND</b>	<b>\$ 8,755,044.47</b>	<b>\$ -</b>	<b>\$ -</b>	<b>\$ 15,957.57</b>	<b>\$ 8,771,002.04</b>

YEAR - TO - DATE INTEREST	BAL FORWARD	CURRENT INT.	BALANCE
	\$ 16,352.26	\$ 15,957.57	\$ 32,309.83

AVG. YEILD FOR NOV 2018                      2.22%    MKT VALUE / SHARE \$                      1.00



**INVESTMENTS-LOGIC  
PATTY BRENNAN, COOKE COUNTY TREASURER  
NOVEMBER 2018**

ACCT NAME	BALANCE FORWARD	DEPOSITS	WITH- DRAWALS	CURRENT INTEREST	ENDING BALANCE
GENERAL	\$ 3,065,976.74	\$ -	\$ -	\$ 6,066.09	\$ 3,072,042.83
R & B -1	\$ 358,133.69	\$ -	\$ -	\$ 708.59	\$ 358,842.28
R & B -2	\$ 204,947.97	\$ -	\$ -	\$ 405.48	\$ 205,353.45
R & B -3	\$ 255,699.01	\$ -	\$ -	\$ 505.90	\$ 256,204.91
R & B -4	\$ 255,699.01	\$ -	\$ -	\$ 505.90	\$ 256,204.91
FM & L	\$ 102,473.90	\$ -	\$ -	\$ 202.76	\$ 102,676.66
ADULT PROBATION	\$ 153,535.88	\$ -	\$ -	\$ 303.79	\$ 153,839.67
PERM IMP	\$ 310,584.04	\$ -	\$ -	\$ 614.48	\$ 311,198.52
LAW LIBRARY	\$ 25,530.94	\$ -	\$ -	\$ 50.50	\$ 25,581.44
COURTHOUSE SECURITY	\$ 51,237.03	\$ -	\$ -	\$ 101.37	\$ 51,338.40
RECORDS MANAGEMENT	\$ 153,710.94	\$ -	\$ -	\$ 304.12	\$ 154,015.06
RECORDS PRESERVATION	\$ 58.63	\$ -	\$ -	\$ 0.06	\$ 58.69
ARCHIVE FEES	\$ 25,530.94	\$ -	\$ -	\$ 50.50	\$ 25,581.44
DIST ATTY FORFEITURE	\$ 25,530.94	\$ -	\$ -	\$ 50.50	\$ 25,581.44
SHERIFF FOREITURE	\$ 25,530.94	\$ -	\$ -	\$ 50.50	\$ 25,581.44
2012 GO REFUNDING	\$ 78,863.03	\$ -	\$ -	\$ 156.03	\$ 79,019.06
<b>TOTAL: TREAS FUND</b>	<b>\$ 5,093,043.63</b>	<b>\$ -</b>	<b>\$ -</b>	<b>\$ 10,076.57</b>	<b>\$ 5,103,120.20</b>

YEAR - TO - DATE INTEREST	BAL FORWARD	CURRENT INT.	BALANCE
	\$ 10,067.40	\$ 10,076.57	\$ 20,143.97

AVG. YEILD FOR NOV 2018                      2.41%    MKT VALUE / SHAF \$                      1.00

## C.D. INVESTMENTS

-----

### LANDMARK BANK

**NOVEMBER 2018**

<u>C.D.#</u>	<u>PURCHASE DATE</u>	<u>AMOUNT</u>	<u>MAT. DATE</u>
GEN/4170807103	May 26, 2018	500,000.00	May 26, 2019
GEN/4170807095	May 26, 2018	500,000.00	May 26, 2019
Library – Liddell 6451	Jan 17, 2017	7,500.00	Jan 17, 2019
Library – Liddell 6469	Jan 17, 2017	7,500.00	Jan 17, 2019
Library _ Rosenstein 5099	Sept 12, 2017	11,000.00	Dec 12, 2020
Library – Rosenstein 5198	Dec 16, 2017	8,000.00	Mar 16, 2021

#### INT. EARNED MONTHLY:

2-Gen CD's @ 1.93%  
2-Liddell CD's @ .80%  
2-Rosenstein CD's @ 1.05%

Interest is deposited into the Treasurer's Fund. The 2 Gen CDs' interest is deposited monthly, and the 4 Library's CDs' interest is deposited quarterly.

### PROSPERITY BANK

GEN/14401708	Sept 17, 2017	250,000.00	Sept 17, 2019
--------------	---------------	------------	---------------

#### INT. EARNED MONTHLY:

Gen CD @ .90%

Interest accrues monthly and is deposited monthly with depository bank into the Treasurer's Fund.



C.D. INVESTMENTS

-----

THE FIRST STATE BANK

NOVEMBER 2018

<u>C.D.#</u>	<u>PURCHASE DATE</u>	<u>AMOUNT</u>	<u>MAT. DATE</u>
GEN/71445	Sept 17, 2017	250,000.00	Sept 17, 2019

INT. EARNED MONTHLY:

Gen CD @ .90%

Interest accrues monthly and is deposited monthly with depository bank into the Treasurer's Fund.

MUENSTER STATE BANK

GEN/2129	Sept 17, 2017	250,000.00	Sept 17, 2019
----------	---------------	------------	---------------

INT. EARNED MONTHLY:

Gen CD @ .90%

Interest accrues monthly and is deposited monthly with depository bank into the Treasurer's Fund.



FUND NAME	CHECKING ACCOUNT	CHECKING AMOUNT	TDOA ACCOUNT	TDOA AMOUNT	FUND TOTAL
2019 001 GENERAL	TREAS FUND	1,571,499.65	TEXPOOL LOGIC TEXSTAR STONE CERT DEPOS	5,138,566.61 3,072,042.83 5,119,861.73 2,006,846.18 1,750,000.00	18,658,817.00
2019 011 ROAD & BRIDGE 1	TREAS FUND	341,946.80	TEXPOOL LOGIC TEXSTAR STONE	493,475.99 358,842.28 363,355.52	1,557,620.59
2019 012 ROAD & BRIDGE 2	TREAS FUND	226,246.15	TEXPOOL LOGIC TEXSTAR	309,637.19 205,353.45 254,770.21	996,007.00
2019 013 ROAD & BRIDGE 3	TREAS FUND	406,012.36	TEXPOOL LOGIC TEXSTAR	303,006.36 256,204.91 281,690.18	1,246,913.81
2019 014 ROAD & BRIDGE 4	TREAS FUND	326,668.69	TEXPOOL LOGIC TEXSTAR	526,142.17 256,204.91 525,880.28	1,634,896.05
2019 018 CERTZ TIF	TREAS FUND		TEXPOOL LOGIC		
2019 019 FM & LATERAL	TREAS FUND	14,203.08	TEXPOOL LOGIC TEXSTAR	325,550.64 102,676.66 333,301.05	775,731.43
2019 020 TJPC	TREAS FUND	36,318.99	TEXPOOL LOGIC TEXSTAR	12,774.62	49,093.61
2019 021 JUVENILE PROB-ISP	TREAS FUND	7,333.29	TEXPOOL LOGIC TEXSTAR	4,938.96	12,272.25
2019 022 JUVENILE PROBATION	TREAS FUND	14,255.00	TEXPOOL		14,255.00
2019 023 JUVENILE PROB. IV-E	TREAS FUND	21.74	TEXPOOL LOGIC TEXSTAR	77.56	99.30
2019 028 ADULT PROBATION	TREAS FUND	45,510.72	TEXPOOL LOGIC TEXSTAR	202,528.34 153,839.67 203,008.92	604,887.65
2019 029 COMMUNITY CORRECTIONS	TREAS FUND	17,930.51	TEXPOOL LOGIC		17,930.51
2019 031 CONTRACT ELECTIONS	TREAS FUND	8,274.55	TEXPOOL LOGIC		8,274.55
2019 032 DISTRICT CLERK PRESERVATION	TREAS FUND	14,922.46	TEXPOOL LOGIC	10,316.66	



FUND NAME	CHECKING ACCOUNT	CHECKING AMOUNT	TDOA ACCOUNT	TDOA AMOUNT	FUND TOTAL
			TEXSTAR		25,239.12
2019 033 COUNTY/DISTRICT TECHNOLOGY	FTREAS FUND	4,538.36	TEXPOOL LOGIC TEXSTAR	1,564.48	6,102.84
2019 034 COURT REPORTER	TREAS FUND	4,137.17	TEXPOOL LOGIC TEXSTAR	43,482.52	47,619.69
2019 035 PERMANENT IMPROVEMENT	TREAS FUND	113,888.43	TEXPOOL LOGIC TEXSTAR STONE	1,112,503.94 311,198.52 1,112,873.34	2,650,464.23
2019 037 LAW ENFORCEMENT ED	TREAS FUND	7,017.41	TEXPOOL LOGIC TEXSTAR	10,314.50	17,331.91
2019 038 JP TECH	TREAS FUND	26,595.80	TEXPOOL LOGIC TEXSTAR	17,337.12	43,932.92
2019 040 LAW LIBRARY	TREAS FUND	42,059.49	TEXPOOL LOGIC TEXSTAR	84,002.89 25,581.44	151,643.82
2019 041 CC LIBRARY FUND	TREAS FUND	9,227.62	TEXPOOL LOGIC TEXSTAR	27,857.12 30,620.84	67,705.58
2019 042 CC HISTORICAL COMM.	TREAS FUND	3,969.55			3,969.55
2019 043 JP COURTHOUSE SECURITY	TREAS FUND	7,198.23	TEXPOOL LOGIC TEXSTAR	5,178.11 10,272.25	22,648.59
2019 044 COURTHOUSE SECURITY	TREAS FUND	26,469.78	TEXPOOL LOGIC TEXSTAR	135,874.92 51,338.40 66,247.70	279,930.80
2019 045 FLOOD DAMAGE	TREAS FUND		TEXPOOL LOGIC		
2019 046 CHAPTER 19	TREAS FUND		TEXPOOL		
2019 047 CC RECORDS MANAGEMENT	TREAS FUND	2,819.28	TEXPOOL		2,819.28
2019 048 COUNTY RECORDS MANAGEMENT	TREAS FUND	14,844.91	TEXPOOL LOGIC TEXSTAR	119,223.69 154,015.06 45,668.72	333,752.38
2019 049 CC RECORDS PRESERVATION	TREAS FUND	34,122.36	TEXPOOL LOGIC TEXSTAR	10,156.31 58.69 10,137.37	54,474.73



FUND NAME	CHECKING ACCOUNT	CHECKING AMOUNT	TDOA ACCOUNT	TDOA AMOUNT	FUND TOTAL
2019 050 DIST CLERK RECORDS MANAGEMENT	TREAS FUND	21,712.64	TEXPOOL LOGIC TEXSTAR	15,478.06	37,190.70
2019 051 DISTRICT CLERK ARCHIVE	TREAS FUND	20,403.97	TEXPOOL LOGIC TEXSTAR	4,127.24	24,531.21
2019 052 COUNTY CLERK ARCHIVE FEE	TREAS FUND	34,375.87	TEXPOOL LOGIC TEXSTAR	56,164.19 25,581.44 25,609.25	141,730.75
2019 053 CA CHECK COLLECTING	TREAS FUND	1,945.69	TEXPOOL LOGIC TEXSTAR	2,635.74	4,581.43
2019 054 DA CHECK COLLECTING	TREAS FUND	75.34	TEXPOOL		75.34
2019 055 CO ATTY FORFEITURE					
2019 056 DISTRICT ATTY FORFEITURE	TREAS FUND	11,955.20	TEXPOOL LOGIC TEXSTAR	30,995.82 25,581.44 25,504.67	94,037.13
2019 057 D A SEIZURE FUND	TREAS FUND	45,620.21	TEXPOOL		45,620.21
2019 058 SHERIFF FORFEITURE	TREAS FUND	29,304.29	TEXPOOL LOGIC TEXSTAR	38,681.32 25,581.44 25,504.67	119,071.72
2019 059 JAIL COMMISSARY	TREAS FUND	26,335.99	TEXPOOL LOGIC TEXSTAR	80,400.25 25,119.31	131,855.55
2019 061 2004 GO REFUNDING DEBT SERVITREAS	TREAS FUND	79,394.05	TEXPOOL LOGIC TEXSTAR	241,491.06 79,019.06 230,879.80	630,783.97
2019 088 STATE FEES	TREAS FUND	96,677.50	TEXPOOL LOGIC TEXSTAR	8,294.16 5,268.68	110,240.34
2019 090 OFFICER'S TRUST	TREAS FUND		TEXPOOL		
2019 091 LIBRARY TRUST - LIDDELL	TREAS FUND	1,137.62	CERT DEPOS	15,000.00	16,137.62
2019 092 LIBRARY TRUST - ROSENSTEIN	TREAS FUND	1,375.16	CERT DEPOS	19,000.00	20,375.16
2019 098 PAYROLL CLEARING	PAYROLL	617,013.89			617,013.89
2019 100 CHILD ABUSE PREVENTION FUND	TREAS FUND	323.43	TEXPOOL		323.43
2019 101 PRETRIAL DIVERSION	TREAS FUND	11,094.00	TEXPOOL		11,094.00
2019 102 HOTEL OCCUPANCY TAX FUND	TREAS FUND	19,863.60	TEXPOOL LOGIC	75,422.50	



COMBINED STATEMENT OF CASH POSITION FOR NOVEMBER

FUND NAME	CHECKING ACCOUNT	CHECKING AMOUNT	TDOA ACCOUNT	TDOA AMOUNT	FUND TOTAL
			TEXSTAR	75,427.55	170,713.65
		-----		-----	-----
TOTAL		4,346,640.83		27,113,169.46	31,459,810.29

CHECK ACCOUNT	CHECK
ACCOUNT BALANCE - TREAS FUND	3,729,626.94
ACCOUNT BALANCE - PAYROLL	617,013.89
	<hr/>
TOTAL	4,346,640.83

TDOA ACCOUNT	TDOA
ACCOUNT BALANCE - TEXPOOL	9,448,201.04
ACCOUNT BALANCE - LOGIC	5,103,120.20
ACCOUNT BALANCE - TEXSTAR	8,771,002.04
ACCOUNT BALANCE - STONE	2,006,846.18
ACCOUNT BALANCE - CERT DEPOS	1,784,000.00
	<hr/>
TOTAL	27,113,169.46



ACCOUNT NAME	BEGINNING CASH BALANCE	CASH RECEIPTS	CASH DISBURSEMENTS	ENDING CASH BALANCE
2019 001 GENERAL				
CASH - GENERAL FUND	2,383,306.50	1,154,483.26	1,966,290.11-	1,571,499.65
CASH ON HAND	1,969.00	.00	.00	1,969.00
CASH INVESTED-TEXPOOL	5,129,279.07	9,287.54	.00	5,138,566.61
CASH INVESTED - LOGIC	3,065,976.74	6,066.09	.00	3,072,042.83
CASH INVESTED - TEXSTAR	5,110,546.86	9,314.87	.00	5,119,861.73
CASH INVESTED - STONE CASTLE	2,003,355.40	3,490.78	.00	2,006,846.18
T-BILLS - INVESTMENTS	.00	.00	.00	.00
CASH INVESTMENT-CD	1,750,000.00	.00	.00	1,750,000.00
FUND TOTALS	19,444,433.57	1,182,642.54	1,966,290.11-	18,660,786.00
2019 011 ROAD & BRIDGE 1				
CASH - ROAD & BRIDGE # 1	433,258.89	60,765.64	152,077.73-	341,946.80
CASH INVESTED	492,584.08	891.91	.00	493,475.99
CASH INVESTED - LOGIC	358,133.69	708.59	.00	358,842.28
CASH INVESTED - TEXSTAR	362,694.44	661.08	.00	363,355.52
STONE CASTLE	.00	.00	.00	.00
T-BILL INVESTMENTS	.00	.00	.00	.00
FUND TOTALS	1,646,671.10	63,027.22	152,077.73-	1,557,620.59
2019 012 ROAD & BRIDGE 2				
CASH - ROAD & BRIDGE # 2	294,421.48	61,070.10	129,245.43-	226,246.15
CASH INVESTED	309,077.53	559.66	.00	309,637.19
CASH INVESTED - LOGIC	204,947.97	405.48	.00	205,353.45
CASH INVESTED - TEXSTAR	254,306.70	463.51	.00	254,770.21
T-BILL INVESTMENTS	.00	.00	.00	.00
FUND TOTALS	1,062,753.68	62,498.75	129,245.43-	996,007.00
2019 013 ROAD & BRIDGE 3				
CASH - ROAD & BRIDGE # 3	330,891.07	187,589.69	112,468.40-	406,012.36
CASH INVESTED	302,458.70	547.66	.00	303,006.36
CASH INVESTED - LOGIC	255,699.01	505.90	.00	256,204.91
CASH INVESTED - TEXSTAR	281,177.70	512.48	.00	281,690.18
T-BILL INVESTMENTS	.00	.00	.00	.00
FUND TOTALS	1,170,226.48	189,155.73	112,468.40-	1,246,913.81
2019 014 ROAD & BRIDGE 4				
CASH - ROAD & BRIDGE # 4	375,349.30	62,092.45	110,773.06-	326,668.69
CASH INVESTED - TEXPOOL	525,191.21	950.96	.00	526,142.17
CASH INVESTED - LOGIC	255,699.01	505.90	.00	256,204.91
CASH INVESTED - TEXSTAR	524,923.52	956.76	.00	525,880.28
T-BILL INVESTMENTS	.00	.00	.00	.00
FUND TOTALS	1,681,163.04	64,506.07	110,773.06-	1,634,896.05
2019 018 CERTZ TIF				
CASH - CERTZ TIF	.00	.00	.00	.00
CASH INVESTED	.00	.00	.00	.00
CASH INVESTED - LOGIC	.00	.00	.00	.00
T-BILL INVESTMENT	.00	.00	.00	.00
FUND TOTALS	.00	.00	.00	.00
2019 019 FM & LATERAL				
CASH - F M & LATERAL	14,027.46	175.83	.21-	14,203.08
CASH INVESTED	324,962.26	588.38	.00	325,550.64
CASH INVESTED - LOGIC	102,473.90	202.76	.00	102,676.66
CASH INVESTED - TEXSTAR	332,694.65	606.40	.00	333,301.05



ACCOUNT NAME	BEGINNING CASH BALANCE	CASH RECEIPTS	CASH DISBURSEMENTS	ENDING CASH BALANCE
T-BILL INVESTMENT	.00	.00	.00	.00
FUND TOTALS	774,158.27	1,573.37	.21-	775,731.43
2019 020 TJPC				
CASH - T.J.P.C.	27,969.94	26,487.84	18,138.79-	36,318.99
CASH INVESTED	12,751.52	23.10	.00	12,774.62
CASH INVESTED - LOGIC	.00	.00	.00	.00
CASH INVESTED - TEXSTAR	.00	.00	.00	.00
FUND TOTALS	40,721.46	26,510.94	18,138.79-	49,093.61
2019 021 JUVENILE PROB-ISP				
CASH - JUVENILE PROBATION INVESTMENTS	7,328.09	5.20	.00	7,333.29
CASH INVESTED - LOGIC	4,929.99	8.97	.00	4,938.96
CASH INVESTED - TEXSTAR	.00	.00	.00	.00
FUND TOTALS	12,258.08	14.17	.00	12,272.25
2019 022 JUVENILE PROBATION				
CASH - JUV. PROB. DIV INVESTMENTS	14,119.95	135.05	.00	14,255.00
FUND TOTALS	14,119.95	135.05	.00	14,255.00
2019 023 JUVENILE PROB. IV-E				
CASH - IV-E	21.73	.01	.00	21.74
CASH INVESTED	77.56	.00	.00	77.56
CASH INVESTED - LOGIC	.00	.00	.00	.00
CASH INVESTED - TEXSTAR	.00	.00	.00	.00
FUND TOTALS	99.29	.01	.00	99.30
2019 028 ADULT PROBATION				
CASH - ADULT PROBATION	48,111.62	26,778.06	29,378.96-	45,510.72
CASH ON HAND	75.00	.00	.00	75.00
CASH INVESTED - TEXPOOL	202,162.32	366.02	.00	202,528.34
CASH INVESTED - LOGIC	153,535.88	303.79	.00	153,839.67
CASH INVESTED - TEXSTAR	202,639.56	369.36	.00	203,008.92
FUND TOTALS	606,524.38	27,817.23	29,378.96-	604,962.65
2019 029 COMMUNITY CORRECTIONS				
CASH - COMMUNITY CORRECTI INVESTMENTS	22,574.85	.00	4,644.34-	17,930.51
CASH INVESTED - LOGIC	.00	.00	.00	.00
FUND TOTALS	22,574.85	.00	4,644.34-	17,930.51
2019 031 CONTRACT ELECTIONS				
CASH - CONTRACT ELECTIONS	8,268.68	5.87	.00	8,274.55
CASH INVESTED - TEXPOOL	.00	.00	.00	.00
CASH INVESTED - LOGIC	.00	.00	.00	.00
FUND TOTALS	8,268.68	5.87	.00	8,274.55
2019 032 DISTRICT CLERK PRESERVATION				
CASH - DISTRICT CLERK PRESVATI INVESTMENTS	15,450.57	690.63	1,218.74-	14,922.46
CASH INVESTED - LOGIC	10,297.99	18.67	.00	10,316.66
CASH INVESTED - TEXSTAR	.00	.00	.00	.00
FUND TOTALS	25,748.56	709.30	1,218.74-	25,239.12
2019 033 COUNTY/DISTRICT TECHNOLOGY FUN				
CASH - COUNTY/DISTRICT TECH	4,309.38	230.63	1.65-	4,538.36



ACCOUNT NAME	BEGINNING CASH BALANCE	CASH RECEIPTS	CASH DISBURSEMENTS	ENDING CASH BALANCE
INVESTMENTS	1,561.75	2.73	.00	1,564.48
CASH INVESTED - LOGIC	.00	.00	.00	.00
CASH INVESTED - TEXSTAR	.00	.00	.00	.00
FUND TOTALS	5,871.13	233.36	1.65-	6,102.84
2019 034 COURT REPORTER				
CASH - COURT REPORTER FUND	3,777.36	699.56	339.75-	4,137.17
INVESTMENTS	43,403.95	78.57	.00	43,482.52
CASH INVESTED - LOGIC	.00	.00	.00	.00
CASH INVESTED - TEXSTAR	.00	.00	.00	.00
FUND TOTALS	47,181.31	778.13	339.75-	47,619.69
2019 035 PERMANENT IMPROVEMENT				
CASH - PERMANENT IMPROVEM	91,828.96	27,815.55	5,756.08-	113,888.43
CASH INVESTED	1,110,493.20	2,010.74	.00	1,112,503.94
CASH INVESTED - LOGIC	310,584.04	614.48	.00	311,198.52
CASH INVESTED - TEXSTAR	1,110,848.61	2,024.73	.00	1,112,873.34
STONE CASTLE	.00	.00	.00	.00
T-BILL INVESTMENTS	.00	.00	.00	.00
FUND TOTALS	2,623,754.81	32,465.50	5,756.08-	2,650,464.23
2019 037 LAW ENFORCEMENT ED				
CASH - LAW ENFORCEMENT ED	7,456.24	5.17	444.00-	7,017.41
CASH INVESTED	10,295.86	18.64	.00	10,314.50
CASH INVESTED - LOGIC	.00	.00	.00	.00
CASH INVESTED - TEXSTAR	.00	.00	.00	.00
FUND TOTALS	17,752.10	23.81	444.00-	17,331.91
2019 038 JP TECH				
CASH - J P TECH FUND	25,580.09	1,519.71	504.00-	26,595.80
INVESTMENTS	17,305.79	31.33	.00	17,337.12
CASH INVESTED - LOGIC	.00	.00	.00	.00
CASH INVESTED - TEXSTAR	.00	.00	.00	.00
FUND TOTALS	42,885.88	1,551.04	504.00-	43,932.92
2019 040 LAW LIBRARY				
CASH - LAW LIBRARY	42,072.39	1,329.86	1,342.76-	42,059.49
CASH INVESTED	83,851.08	151.81	.00	84,002.89
CASH INVESTED - LOGIC	25,530.94	50.50	.00	25,581.44
CASH INVESTED - TEXSTAR	.00	.00	.00	.00
FUND TOTALS	151,454.41	1,532.17	1,342.76-	151,643.82
2019 041 CC LIBRARY FUND				
CASH - COOKE COUNTY LIBRA	10,036.96	1,751.47	2,560.81-	9,227.62
CASH INVESTED	27,806.77	50.35	.00	27,857.12
CASH INVESTED - LOGIC	.00	.00	.00	.00
CASH INVESTED - TEXSTAR	30,565.15	55.69	.00	30,620.84
T-BILL INVESTMENTS	.00	.00	.00	.00
FUND TOTALS	68,408.88	1,857.51	2,560.81-	67,705.58
2019 042 CC HISTORICAL COMM.				
CASH - COOKE CO. HISTORIC	4,066.71	2.84	100.00-	3,969.55
FUND TOTALS	4,066.71	2.84	100.00-	3,969.55
2019 043 JP COURTHOUSE SECURITY				
CASH - JP COURTHOUSE SECURITY	6,817.95	380.28	.00	7,198.23
CASH INVESTED	5,168.79	9.32	.00	5,178.11



ACCOUNT NAME	BEGINNING CASH BALANCE	CASH RECEIPTS	CASH DISBURSEMENTS	ENDING CASH BALANCE
CASH INVESTED - LOGIC	.00	.00	.00	.00
CASH INVESTED - TEXSTAR	10,253.58	18.67	.00	10,272.25
FUND TOTALS	22,240.32	408.27	.00	22,648.59
2019 044 COURTHOUSE SECURITY				
CASH - COURTHOUSE SECURIT	24,000.56	2,471.28	2.06-	26,469.78
CASH INVESTED	135,629.34	245.58	.00	135,874.92
CASH INVESTED - LOGIC	51,237.03	101.37	.00	51,338.40
CASH INVESTED - TEXSTAR	66,127.18	120.52	.00	66,247.70
FUND TOTALS	276,994.11	2,938.75	2.06-	279,930.80
2019 045 FLOOD DAMAGE				
CASH - FLOOD DAMAGE	.00	.00	.00	.00
CASH INVESTED - TEXPOOL	.00	.00	.00	.00
CASH INVESTED - LOGIC	.00	.00	.00	.00
FUND TOTALS	.00	.00	.00	.00
2019 046 CHAPTER 19				
CASH - CHAPTER 19	.00	.00	.00	.00
INVESTMENTS	.00	.00	.00	.00
FUND TOTALS	.00	.00	.00	.00
2019 047 CC RECORDS MANAGEMENT				
CASH - CC RECORDS MANAGEMENT	2,737.68	81.60	.00	2,819.28
INVESTMENTS - TEXPOOL	.00	.00	.00	.00
FUND TOTALS	2,737.68	81.60	.00	2,819.28
2019 048 COUNTY RECORDS MANAGEMENT				
CASH - RECORDS MANAGEMENT	17,183.52	1,926.16	4,264.77-	14,844.91
CASH INVESTED - TEXPOOL	119,008.22	215.47	.00	119,223.69
CASH INVESTED - LOGIC	153,710.94	304.12	.00	154,015.06
CASH INVESTED - TEXSTAR	45,585.64	83.08	.00	45,668.72
FUND TOTALS	335,488.32	2,528.83	4,264.77-	333,752.38
2019 049 CC RECORDS PRESERVATION				
CASH - RECORDS PRESERVATI	26,920.03	7,202.33	.00	34,122.36
CASH INVESTED -TEXPOOL	10,137.93	18.38	.00	10,156.31
CASH INVESTED - LOGIC	58.63	.06	.00	58.69
CASH INVESTED - TEXSTAR	10,118.90	18.47	.00	10,137.37
FUND TOTALS	47,235.49	7,239.24	.00	54,474.73
2019 050 DIST CLERK RECORDS MANAGEMENT				
CASH - D C RECORDS MANAGEMENT	21,234.42	479.25	1.03-	21,712.64
CASH INVESTED	15,450.06	28.00	.00	15,478.06
CASH INVESTED - LOGIC	.00	.00	.00	.00
CASH INVESTED - TEXSTAR	.00	.00	.00	.00
FUND TOTALS	36,684.48	507.25	1.03-	37,190.70
2019 051 DISTRICT CLERK ARCHIVE				
DISTRICT CLERK ARCHIVE	19,789.78	614.19	.00	20,403.97
INVESTMENTS	4,119.74	7.50	.00	4,127.24
CASH INVESTED - LOGIC	.00	.00	.00	.00
CASH INVESTED - TEXSTAR	.00	.00	.00	.00
FUND TOTALS	23,909.52	621.69	.00	24,531.21
2019 052 COUNTY CLERK ARCHIVE FEE				
CASH -RECORDS ARCHIVE	34,341.66	6,654.21	6,620.00-	34,375.87



ACCOUNT NAME	BEGINNING CASH BALANCE	CASH RECEIPTS	CASH DISBURSEMENTS	ENDING CASH BALANCE
INVESTMENTS	56,062.65	101.54	.00	56,164.19
CASH INVESTED - LOGIC	25,530.94	50.50	.00	25,581.44
CASH INVESTED - TEXSTAR	25,562.66	46.59	.00	25,609.25
FUND TOTALS	141,497.91	6,852.84	6,620.00-	141,730.75
2019 053 CA CHECK COLLECTING				
CASH - CHECK COLLECTING &	2,042.45	15.00	111.76-	1,945.69
CASH INVESTED	2,630.94	4.80	.00	2,635.74
CASH INVESTED - LOGIC	.00	.00	.00	.00
CASH INVESTED - TEXSTAR	.00	.00	.00	.00
FUND TOTALS	4,673.39	19.80	111.76-	4,581.43
2019 054 DA CHECK COLLECTING				
CASH - DA CHECK COLLECTING	75.34	.00	.00	75.34
CASH INVESTED	.00	.00	.00	.00
FUND TOTALS	75.34	.00	.00	75.34
2019 055 CO ATTY FORFEITURE				
FUND TOTALS	.00	.00	.00	.00
2019 056 DISTRICT ATTY FORFEITURE				
CASH - D.A. FORFEITURE FU	9,199.86	2,755.34	.00	11,955.20
CASH INVESTED - TEXPOOL	30,939.78	56.04	.00	30,995.82
CASH INVESTED - LOGIC	25,530.94	50.50	.00	25,581.44
CASH INVESTED - TEXSTAR	25,458.26	46.41	.00	25,504.67
FUND TOTALS	91,128.84	2,908.29	.00	94,037.13
2019 057 D A SEIZURE FUND				
CASH - SEIZURE-LAW	48,502.21	3,279.00	6,161.00-	45,620.21
INVESTMENTS	.00	.00	.00	.00
FUND TOTALS	48,502.21	3,279.00	6,161.00-	45,620.21
2019 058 SHERIFF FORFEITURE				
CASH- SHERIFF FORFEITURE	26,703.01	2,601.28	.00	29,304.29
INVESTMENTS	38,611.41	69.91	.00	38,681.32
CASH INVESTED - LOGIC	25,530.94	50.50	.00	25,581.44
CASH INVESTED - TEXSTAR	25,458.26	46.41	.00	25,504.67
FUND TOTALS	116,303.62	2,768.10	.00	119,071.72
2019 059 JAIL COMMISSARY				
CASH - JAIL COMMISSARY	24,185.42	2,524.02	373.45-	26,335.99
CASH INVESTED - TEXPOOL	80,254.98	145.27	.00	80,400.25
CASH INVESTED - LOGIC	.00	.00	.00	.00
CASH INVESTED - TEXSTAR	25,073.61	45.70	.00	25,119.31
FUND TOTALS	129,514.01	2,714.99	373.45-	131,855.55
2019 061 2004 GO REFUNDING DEBT SERVICE				
CASH - 2004 GO REFUNDING D/S	49,548.14	29,904.03	58.12-	79,394.05
CASH INVESTED	241,054.61	436.45	.00	241,491.06
CASH INVESTED - LOGIC	78,863.03	156.03	.00	79,019.06
CASH INVESTED - TEXSTAR	230,459.79	420.01	.00	230,879.80
T-BILL INVESTMENTS	.00	.00	.00	.00
FUND TOTALS	599,925.57	30,916.52	58.12-	630,783.97
2019 088 STATE FEES				
CASH - STATE FEES	38,497.88	58,340.81	161.19-	96,677.50
CASH INVESTED	8,279.18	14.98	.00	8,294.16



ACCOUNT NAME	BEGINNING CASH BALANCE	CASH RECEIPTS	CASH DISBURSEMENTS	ENDING CASH BALANCE
CASH INVESTED - LOGIC	.00	.00	.00	.00
CASH INVESTED - TEXSTAR	5,259.08	9.60	.00	5,268.68
FUND TOTALS	52,036.14	58,365.39	161.19-	110,240.34
2019 090 OFFICER'S TRUST				
CASH-OFFICERS TRUST	.00	.00	.00	.00
CASH INVESTED	.00	.00	.00	.00
CASH INVESTED - LOGIC	.00	.00	.00	.00
FUND TOTALS	.00	.00	.00	.00
2019 091 LIBRARY TRUST - LIDDELL				
CASH-LIBRARY TRUST/LIDDELL	1,136.82	.80	.00	1,137.62
CD INVESTMENT	15,000.00	.00	.00	15,000.00
FUND TOTALS	16,136.82	.80	.00	16,137.62
2019 092 LIBRARY TRUST - ROSENSTEIN				
CASH-LIBRARY TRUST/ROSENSTEIN	1,374.19	.97	.00	1,375.16
CD INVESTMENT	19,000.00	.00	.00	19,000.00
FUND TOTALS	20,374.19	.97	.00	20,375.16
2019 098 PAYROLL CLEARING				
CASH - PAYROLL CLEARING	.00	1,067,889.47	450,875.58-	617,013.89
INVESTMENTS	.00	.00	.00	.00
FUND TOTALS	.00	1,067,889.47	450,875.58-	617,013.89
2019 100 CHILD ABUSE PREVENTION FUND				
CASH-CHILD ABUSE PREVENTION	321.54	1.89	.00	323.43
CASH INVESTED	.00	.00	.00	.00
FUND TOTALS	321.54	1.89	.00	323.43
2019 101 PRETRIAL DIVERSION				
CASH-PRETRIAL DIVERSION	11,094.00	.00	.00	11,094.00
CASH INVESTED	.00	.00	.00	.00
CASH INVESTED - LOGIC	.00	.00	.00	.00
FUND TOTALS	11,094.00	.00	.00	11,094.00
2019 102 HOTEL OCCUPANCY TAX FUND				
CASH - HOTEL OCCUPANCY TAX	54,642.43	15,221.17	50,000.00-	19,863.60
CASH INVESTED - TEXPOOL	75,286.16	136.34	.00	75,422.50
CASH INVESTED - LOGIC	.00	.00	.00	.00
CASH INVESTED - TEXSTAR	75,290.32	137.23	.00	75,427.55
FUND TOTALS	205,218.91	15,494.74	50,000.00-	170,713.65
GRAND TOTALS	31,653,189.03	2,862,579.04	3,053,913.78-	31,461,854.29