


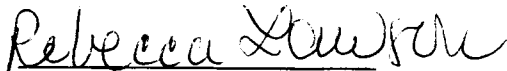
FINANCIAL REPORTS

June 2018


In accordance with Local Government Code 114.026, this affidavit states the current cash and reports in the custody of the county treasurer as of this date of June 30, 2018.



Jason Brinkley,
Cooke County Judge




Rebecca Lawson,
Cooke County Clerk




Gary Hollowell,
Commissioner Pct. #1

B. C. Lemons,
Commissioner Pct. #2



John Klement,
Commission Pct. #3



Leon Klement,
Commissioner Pct. #4

AFFIDAVIT

STATE OF TEXAS

COUNTY OF COOKE


The members of the Commissioners' Court of Cooke County, Texas, state as follows:

The requirement of Subsection (C) of the Texas Local Government Code, §114.026 have been met for the term of June 2018. The amount of cash and other assets in the custody of the County Treasurer at the time of examination are:

Cash (includes on hand, money market accounts, and short term investments) \$ 36,623,458.41

Other Assets (long term investments) \$ 0.00.

Sworn to and subscribed this 23 day of July 2018.




Jason Brinkley, Cooke County Judge




Gary Hollowell, Commissioner, Pct 1

B. C. Lemons, Commissioner, Pct 2




John Klement, Commissioner, Pct 3

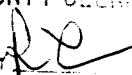


Leon Klement, Commissioner, Pct 4

ATTEST:



Rebecca Lawson, County Clerk

FILED FOR RECORD
18 JUL 23 AM 11:09
REBECCA LAWSON
COUNTY CLERK, COOKE CO. TX
BY  DEPUTY



MONTHLY REPORT

JUNE 2018

PATTY BRENNAN

COOKE COUNTY TREASURER

DATE

07/05/2018

BANK RECONCILIATION FOR PAYROLL

BNK010 PAGE

7

TOTALS

PRIOR MONTH ENDING BANK STATEMENT BALANCE	\$143,154.44	
CLEARED DEPOSITS	\$951,417.53	3
CLEARED ADDITIONS	\$819.59	1
CLEARED CHECKS	\$626,240.02-	76
CLEARED DEDUCTIONS	\$330,920.01-	5

CURRENT MONTH ENDING BANK STATEMENT BALANCE	\$138,231.53	
---	--------------	--

CURRENT MONTH ENDING BANK STATEMENT BALANCE	\$138,231.53	
OUTSTANDING DEPOSITS	\$114,353.87	1
OUTSTANDING ADDITIONS	\$.00	
OUTSTANDING CHECKS	\$5,524.78-	7
OUTSTANDING DEDUCTIONS	\$.00	

RECONCILED BOOK BALANCE	\$247,060.62	
-------------------------	--------------	--

ENDING STATEMENT DATE	06/30/2018	
-----------------------	------------	--

CLERK: PB

PRIOR MONTH ENDING BANK STATEMENT BALANCE \$5,178,980.81 210
 CLEARED DEPOSITS \$1,950,039.70 4
 CLEARED ADDITIONS \$101,841.27 4
 CLEARED CHECKS \$2,525,402.82- 565
 CLEARED DEDUCTIONS \$5,496.18- 3

CURRENT MONTH ENDING BANK STATEMENT BALANCE \$4,699,962.78

CURRENT MONTH ENDING BANK STATEMENT BALANCE \$4,699,962.78
 OUTSTANDING DEPOSITS \$.00
 OUTSTANDING ADDITIONS \$.00
 OUTSTANDING CHECKS \$457,149.36- 543
 OUTSTANDING DEDUCTIONS \$.00

RECONCILED BOOK BALANCE \$4,242,813.42
 ENDING STATEMENT DATE 06/30/2018 CLERK: PB



PROSPERITY BANK

EL CAMPO, TX

Pledge Security Listing

June 30, 2018

ID	CUSIP	Description	Safekkeeping Location	Safekkeeping Receipt	Coupon	Maturity Date	Call Date	Moody	S&P	Fitch	ASC 320	Face Amount	Current Par	Current Book Value	Market Value	Gain/(Loss)
COOKE COUNTY																
2047	3128MBNA1	FHLMC G12885	FHLB	X	5.00	06/01/2021		AAA	AA+	AAA	HTM	157,950	2,839.19	2,839.19	2,891.85	52.66
2107	31410GSS8	FHMA 889257	FHLB	X	5.00	04/01/2021		AAA	AA+	AAA	HTM	105,405	1,634.12	1,634.12	1,663.20	29.08
3643	3128MMQX4	FHLMC G18469	FHLB		2.00	06/01/2028		AAA	AA+	AAA	HTM	212,158	105,817.17	106,076.87	101,949.06	(4,127.81)
Total for COOKE COUNTY												475,513	110,290.48	110,550.18	106,504.11	(4,046.07)

Although the information in this report has been obtained from sources believed to be reliable, its accuracy cannot be guaranteed.

Landmark Bank, N.A.
 Cooke County
 As of: Friday, June 29, 2018

Detail Section:

<u>Account No.</u>	<u>Balance</u>	<u>Int Rate</u>	<u>Type</u>	<u>Officer</u>
28002408	\$0	0.00%	TDSV	R1B
28002416	\$0	0.00%	TDSV	R1B
28900090	\$138,232	0.00%	CK	R1B
28900287	\$4,699,963	0.70%	CK	R1B
28900325	\$32,000	0.00%	CK	R1B
28900333	\$0	0.00%	CK	R1B
28900341	\$0	0.00%	CK	R1B
28900368	\$51,426	0.70%	CK	R1B
28900376	\$167,471	0.00%	CK	R1B
28900384	\$1,243	0.00%	CK	R1B
28900392	\$2,662	0.00%	CK	R1B
28900406	\$127,206	0.00%	CK	R1B
28900414	\$926	0.00%	CK	R1B
28900422	\$0	0.00%	CK	R1B
28900449	\$0	0.00%	CK	R1B
28900457	\$0	0.00%	CK	R1B
28900465	\$0	0.00%	CK	R1B
28900481	\$106,321	0.00%	CK	R1B
28900511	\$1,883	0.00%	CK	R1B
28900538	\$2,026	0.00%	CK	R1B
28901259	\$3,673	0.00%	CK	ELE
28901593	\$14,808	0.00%	CK	JDH
4170003539	\$59,200	0.00%	CK	R1B
4170009684	\$0	0.00%	CK	R1B
4170009700	\$4,062	0.00%	CK	R1B
4170013934	\$0	0.00%	CK	JDH
4170023065	\$0	0.00%	CK	R1B
4170045332	\$21,666	0.00%	CK	T1G
4170049177	\$0	0.00%	CK	T1G
4170056479	\$561,287	0.00%	CK	T1G
4170056487	\$5,500	0.00%	CK	T1G
4170800744	\$0	0.00%	TDSV	JDH
4170800751	\$0	0.00%	TDSV	JDH
4170801528	\$0	0.00%	TDSV	R1B
4170801536	\$0	0.00%	TDSV	R1B
4170802286	\$0	0.00%	TDSV	JDH
4170802294	\$0	0.00%	TDSV	JDH
4170802849	\$0	0.00%	TDSV	JDH

4170802856	\$0	0.00%	TDSV	JDH
4170803896	\$0	0.00%	TDSV	R1B
4170803904	\$0	0.00%	TDSV	R1B
4170804019	\$0	0.00%	TDSV	R1B
4170804142	\$0	0.00%	TDSV	R1B
4170804159	\$0	0.00%	TDSV	R1B
4170804415	\$0	0.00%	TDSV	T1G
4170804423	\$0	0.00%	TDSV	T1G
4170804761	\$0	0.00%	TDSV	T1G
4170804779	\$0	0.00%	TDSV	T1G
4170805073	\$0	0.00%	TDSV	T1G
4170805081	\$0	0.00%	TDSV	T1G
4170805198	\$8,000	1.05%	TDSV	JDH
4170805677	\$0	0.00%	TDSV	T1G
4170805685	\$0	0.00%	TDSV	T1G
4170806451	\$7,500	0.80%	TDSV	T1G
4170806469	\$7,500	0.80%	TDSV	T1G
4170806691	\$0	0.00%	TDSV	T1G
4170806709	\$0	0.00%	TDSV	T1G
4170807095	\$500,000	1.93%	TDSV	T1G
4170807103	\$500,000	1.93%	TDSV	T1G

Collateral Section:

<u>Description / LOC No.</u>	<u>Amount</u>	<u>Maturity Date</u>
Securities - Market Value	\$8,394,982	(See add'l report)

Pledge Report Summary:

Total Deposits	\$	7,024,554
Plus Additional Coverage (per Agreement)	\$	0
Total Collateral Needed	\$	7,024,554
Collateral Pledged	\$	8,394,982
FDIC Insurance	\$	250,000
Total Collateral Provided	\$	8,644,982
Total Public Funding Excess / (Needed)	\$	1,620,428

Pledge Inventory Report

Landmark Bank
Columbia, MO
FROM 6/1/2018 TO 6/30/2018

Customer ID: 5961
Report Date: 7/1/2018
PAS Rep: Vance Roe
Account Rep: Bob Fitzpatrick

Cusip	Description	Maturity Date	Intent	S&P	Market Price Dt	Original Face	Book Value
Ticket	Location Code/Name	Group	Coupon	Moody	Maturity (Yr)	Par	Market Value
Pledged: J7BM - COOKE COUNTY							
3130A1XJ2	FED HOME LN BK	06/14/2024	AFS	AA+	6/29/2018	800,000.00	826,362.72
1104690	FED - FEDERAL RESERVE BANK	AGY	2.87500	Aaa	5.96	800,000.00	797,448.00
3130A5R35	FEDERAL HOME LOAN BA	06/13/2025	AFS	AA+	6/29/2018	400,000.00	414,696.26
1102932	FED - FEDERAL RESERVE BANK	AGY	2.87500	Aaa	6.96	400,000.00	394,780.00
3130A5R35	FEDERAL HOME LOAN BA	06/13/2025	AFS	AA+	6/29/2018	100,000.00	102,830.25
1104689	FED - FEDERAL RESERVE BANK	AGY	2.87500	Aaa	6.96	100,000.00	98,695.00
3133732Y7	FED HOME LN BK	03/12/2021	AFS	AA+	6/29/2018	1,000,000.00	1,028,746.11
1131459	FED - FEDERAL RESERVE BANK	AGY	3.62500	Aaa	2.70	1,000,000.00	1,024,059.98
3133X8L34	FED HOME LN BK	09/09/2024	AFS	AA+	6/29/2018	2,000,000.00	2,348,657.50
1087540	FED - FEDERAL RESERVE BANK	AGY	5.36500	Aaa	6.20	2,000,000.00	2,266,620.02
3133XDVS7	FED HOME LN BK	12/11/2020	AFS	AA+	6/29/2018	700,000.00	753,486.83
933583	FED - FEDERAL RESERVE BANK	AGY	5.25000	Aaa	2.45	700,000.00	742,553.01
31300LVH5	FHLMC ARM POOL #8487	01/01/2037	AFS	NR	6/29/2018	200,000.00	63,358.01
851172	FED - FEDERAL RESERVE BANK	MB3	3.59400		18.52	59,509.08	62,872.53
3133TTX48	fhmc remic ser 2326	06/15/2031	AFS	NR	6/29/2018	300,000.00	32,576.75
783451	FED - FEDERAL RESERVE BANK	MB4	6.50000		12.97	29,314.28	32,833.50
3136ACLE9	FNM13025 BD	03/25/2033	AFS	NR	6/29/2018	1,400,000.00	626,148.35
879680	FED - FEDERAL RESERVE BANK	MB4	2.00000		14.75	640,828.23	615,116.93
3136ACU25	FNM13015 DC	03/25/2033	AFS	NR	6/29/2018	500,000.00	235,715.70
881004	FED - FEDERAL RESERVE BANK	MB4	2.00000		14.75	240,914.65	229,146.17
3136AKJKO	FNR 2014.41 CM	06/25/2040	AFS	Nr	6/29/2018	1,000,000.00	509,994.55
916714	FED - FEDERAL RESERVE BANK	MB4	1.50000		22.00	529,979.75	502,739.80
3137B1CT7	FHL4195 LH	12/15/2031	AFS	Nr	6/29/2018	600,000.00	266,254.67
882621	FED - FEDERAL RESERVE BANK	MB4	1.50000		13.47	274,176.73	256,439.17
31392WB41	FHL2512 PG	10/15/2022	AFS	NR	6/29/2018	400,000.00	55,263.97
719835	FED - FEDERAL RESERVE BANK	MB4	5.50000		4.30	52,841.13	54,922.38

This report reflects information submitted to us by the customer. It is not intended to be used as the official record of safekeeping location and/or pledged holdings. This information should be provided by the customer's safekeeper.

Pledge Inventory Report

Landmark Bank
Columbia, MO
FROM 6/1/2018 TO 6/30/2018

Customer ID: 5961
Report Date: 7/1/2018
PAS Rep: Vance Roe
Account Rep: Bob Fitzpatrick

Cusip Ticket	Description Location Code/Name	Maturity Date Group	Intent Coupon	S&P Moody	Market Price Dt Maturity (Yr)	Original Face Par	Book Value Market Value
Pledged: J7BM - COOKE COUNTY							
31394H2C3 887207	FHL2662 DH FED - FEDERAL RESERVE BANK	08/15/2023 MB4	AFS 5.00000	NR	6/29/2018 5.13	1,200,000.00 466,681.20	489,393.52 482,655.47
31395HVM9 856892	FHL2896 BZ FED - FEDERAL RESERVE BANK	11/15/2034 MB4	AFS 5.00000	NR	6/29/2018 16.39	200,000.00 193,567.65	209,473.16 201,915.36
38374F2L7 844136	GNM04024 ZM FED - FEDERAL RESERVE BANK	04/20/2034 MB4	AFS 5.00000	NR	6/29/2018 15.82	700,000.00 580,120.32	639,460.99 632,185.09
16	Total Pledged: J7BM - COOKE COUNTY					11,500,000.00 8,067,933.02	8,602,419.34 8,394,982.41

This report reflects information submitted to us by the customer. It is not intended to be used as the official record of safekeeping location and/or pledged holdings. This information should be provided by the customer's safekeeper.

report

PAGE 1 06/29/18 19:48:35
HOLDINGS BAPN032N
CC3 PROD

FEDERAL RESERVE BANK PLEDGEE

DISTRB PT J1
AS OF CLOSE OF BUSINESS 06-29-2018

PLEDGE: COOKE COUNTY J7BM INSTITUTION ID: #J7BM
100 S. DIXON
RM. 106

GAINESVILLE TX 76240

HOLDER : 081500862 - LANDMARK BANK RESP FRB:H1

ACCOUNT: J7BM - *COOKE COUNTY

CUSIP # BVF PAR

BALANCE	BOOK VALUE		
3130A1XJ2	2.875 FHLB 24 RK	06-14-24	1.0000000000
800,000.00	800,000.00		
3130A5R35	2.875 FHLB 25 TG	06-13-25	1.0000000000
500,000.00	500,000.00		
31300LVH5	FMAR 848716 G	01-01-37	0.2975454200
200,000.00	59,509.08		
3133TTX48	FGRA 2326ZQ 06/15/31	06-15-31	0.0977142800
300,000.00	29,314.28		
3133XDVS7	5.25 FHLB 20 EK	12-11-20	1.0000000000
700,000.00	700,000.00		
3133X8L34	5.365 FHLB 24 EE	09-09-24	1.0000000000
2,000,000.00	2,000,000.00		
3133732Y7	3.625 FHLB 21 IR	03-12-21	1.0000000000
1,000,000.00	1,000,000.00		
3136ACLE9	FNRM RC025BD R13F025	03-25-33	0.4577344500
1,400,000.00	640,828.23		
3136ACU25	FNRM RC015DC R13F015	03-25-33	0.4818293000
500,000.00	240,914.65		
3136AKJK0	FNRM CL041CM R14F041	06-25-40	0.5299797500
1,000,000.00	529,979.75		
3137B1CT7	FGRM 4195LH 12/15/31	12-15-31	0.4569612200
600,000.00	274,176.73		
31392WB41	FGRM 2512PG 10/15/22	10-15-22	0.1321028300
400,000.00	52,841.13		
31394H2Q3	FGRM 2662DH 08/15/23	08-15-23	0.3889010000
1,200,000.00	466,681.20		
31395HVM9	FGRA 2896BZ 11/15/34	11-15-34	0.9678382600
200,000.00	193,567.65		
38374F2L7	GNRM 2004-24 ZM	04-20-34	0.8287433234
700,000.00	580,120.33		
			SUBTOTAL:
11,500,000.00	8,067,933.03		
			GRAND TOTAL:
11,500,000.00	8,067,933.03		

C.D. INVESTMENTS

LANDMARK BANK

June 2018

<u>C.D.#</u>	<u>PURCHASE DATE</u>	<u>AMOUNT</u>	<u>MAT. DATE</u>
GEN/4170807103	May 26, 2018	500,000.00	May 26, 2019
GEN/4170807095	May 26, 2018	500,000.00	May 26, 2019
Library – Liddell 6451	Jan 17, 2017	7,500.00	Jan 17, 2019
Library – Liddell 6469	Jan 17, 2017	7,500.00	Jan 17, 2019
Library _ Rosenstein 5099	Sept 12, 2017	11,000.00	Dec 12, 2020
Library – Rosenstein 5198	Dec 16, 2017	8,000.00	Mar 16, 2021

INT. EARNED MONTHLY:

2-Gen CD's @ 1.93%
2-Liddell CD's @ .80%
2-Rosenstein CD's @ 1.05%

Interest is deposited into the Treasurer's Fund. The 2 Gen CDs' interest is deposited monthly, and the 4 Library's CDs' interest is deposited quarterly.

PROSPERITY BANK

GEN/14401708	Sept 17, 2017	250,000.00	Sept 17, 2019
--------------	---------------	------------	---------------

INT. EARNED MONTHLY:

Gen CD @ .90%

Interest accrues monthly and is deposited monthly with depository bank into the Treasurer's Fund.

C.D. INVESTMENTS

THE FIRST STATE BANK

June 2018

<u>C.D.#</u>	<u>PURCHASE DATE</u>	<u>AMOUNT</u>	<u>MAT. DATE</u>
GEN/71445	Sept 17, 2017	250,000.00	Sept 17, 2019

INT. EARNED MONTHLY:

Gen CD @ .90%

Interest accrues monthly and is deposited monthly with depository bank into the Treasurer's Fund.

MUENSTER STATE BANK

GEN/2129	Sept 17, 2017	250,000.00	Sept 17, 2019
----------	---------------	------------	---------------

INT. EARNED MONTHLY:

Gen CD @ .90%

Interest accrues monthly and is deposited monthly with depository bank into the Treasurer's Fund.

Cooke County

Attn: Patty Brennan
101 S. Dixon Street
Gainesville, TX 76240

Depositor Statement

June 1, 2018 - June 30, 2018

Account #: 104791304900

Account at-a-Glance

Beginning Balance	2,012,533.67
+ Net Deposits	0.00
+ Net Accrued Interest ²	2,718.31
Ending Balance	2,015,251.98
Days In Period ⁴	30
Average Daily Balance ⁵	2,012,533.67
Net APY This Period ⁶	1.64%
Available Balance ⁷	2,012,533.67

Depositor Information

Website: www.ficaaccount.com

Support Center: (866) 343-5516

Account Transactions

Description	Date	Amount(USD\$)
No transactions in this period		

Insured Depository Detail

Depository Bank	FDIC Cert#	Balance(USD\$)
Banc of California, National Association	35498	115,238.48
Bank of China - New York Branch	33653	2,364.70
Bank of Princeton	58513	428.72
Bank of the Ozarks	110	246,263.61
BankUnited National Association	58979	2,815.11
Bankwell Bank	57368	315.16
Berkshire Bank	23621	10.18
Chemical Bank	1003	80,970.87
Covenant Bank	58502	1,537.41
Customers Bank	34444	247,817.36
Entegra Bank	31445	42.39
F & M Community Bank National Association	10967	19.93
Farmers Trust and Savings Bank	14195	892.94
First National Bank of Pandora	6671	10.13
First State Bank of DeQueen	21805	16.48
First Virginia Community Bank	58696	6,765.76
Franklin Synergy Bank	58714	25,975.72
Great Western Bank	15289	234,399.17
Happy State Bank	10359	4,643.38

Cooke County

Attn: Patty Brennan
101 S. Dixon Street
Gainesville, TX 76240

Depositor Statement

June 1, 2018 - June 30, 2018

Account #: 104791304900

Depository Bank	FDIC Cert#	Balance(USD\$)
Heartland Bank	9443	1,811.30
Home City Federal Savings Bank of Springfield	28554	24.13
Integrity First Bank	58091	10.30
Investar Bank	58316	8,595.02
MainStreet Bank	57742	421.94
Manufacturers Bank	18618	99,382.62
Merchants Bank of Indiana	8056	220,748.29
Meridian Bank	57777	53.44
Middlefield Banking Company	13716	27.74
Midland States Bank	1040	3,568.92
NewBank	58203	189.74
NexBank SSB	29209	136,883.51
Optima Bank & Trust Company	58699	153.34
Pacific Mercantile Bank	34940	8,931.13
Peoples Bank	12531	21.03
Pioneer Bank SSB	58577	19,339.97
Preferred Bank	33539	154,980.22
Progress Bank and Trust	58719	48,909.21
RiverWood Bank	27932	142.36
ServisFirst Bank	57993	1,006.53
SmartBank	58463	94,006.15
Southern States Bank	58558	1,644.85
Southwest Bank	18812	960.88
Texas Capital Bank National Association	34383	13,063.79
Third Coast Bank SSB	58716	19,776.98
TriState Capital Bank	58457	1,204.14
Union First Market Bank	34589	12.96
United Bank	22858	843.16
Univest Bank and Trust Co.	7759	1,379.75
Valley National Bank	9396	38.40
Vista Bank	1210	41,030.63
WashingtonFirst Bank	57696	150,108.20
Western States Bank	58395	12,735.54
Aggregate Net Accrued Interest ³		2,718.31

Total 2,015,251.98

Disclosure Information

¹ The Federally Insured Cash Account (FICA) is not a member of the Federal Deposit Insurance Corporation (FDIC), but the banks in which the money is deposited are FDIC members. The FDIC is an independent agency of the U.S. government that protects the funds depositors place in FDIC insured institutions. FDIC deposit insurance is backed by the full faith and credit of the U.S. government.

² Net Accrued Interest is the estimated amount of the accrued interest earned for the current month less any FICA Fee with respect to such interest. Net Accrued Interest cannot be withdrawn from the account until it is credited to the account. There is no guarantee that the account holder will receive the full amount as stated. Refer to the U.S. Bank Custodial Statement, provided via ficaaccount.com, for further details regarding interest earned and fees charged. Net Accrued Interest is for informational purposes only.

³ Aggregate Net Accrued Interest is the sum of the current month's Net Accrued Interest and any prior period Net Accrued Interest not yet paid.

⁴ Days In Period (DIP) is the number of days in the period beginning on, and including the later of, the first day of the month or the business day an initial deposit is received by the FICA Custodian if received on or before 12:00PM EST or the business day immediately following if received after 12:00PM EST, and ending on, and including, the last day of the month. DIP does not include any date on which the balance is zero.

Cooke County

Attn: Patty Brennan
101 S. Dixon Street
Gainesville, TX 76240

Depositor Statement

June 1, 2018 - June 30, 2018

Account #: 104791304900

5 Average Daily Balance is the sum of the beginning balance plus any deposits less any withdrawals averaged across number of days in Days In Period.

6 Net APY This Period is the annualized yield that reflects the relationship between the net interest received plus any Net Accrued Interest and the Average Daily Balance for the statement period.

7 Available Balance reflects the amount that can be withdrawn as of the date of the statement. This balance is the Ending Balance less the Aggregate Net Accrued Interest amount.

We encourage you to compare the information provided in our statement with the U.S. Bank custody statement. You may access the U.S. Bank custody statement by calling 1-866-343-5516.

StoneCastle Cash Management, LLC is an SEC Registered Investment Advisor. StoneCastle Cash Management, LLC is an affiliate of StoneCastle Partners, LLC, a leading asset management and financial services company dedicated to investing and serving the community banking sector. Performance data shown represents past performance, and is no guarantee of future results. Rates may change without notice. Please read the Terms and Conditions relating to the FICA program for more complete information and the governing terms of the account. Review your statement for accuracy. If you have any questions regarding your account, contact a FICA representative. Registration with the SEC does not imply a particular level of skill or training.

INVESTMENTS-TEXPOOL
PATTY BRENNAN, COOKE COUNTY TREASURER
JUNE 2018

ACCT NAME	BALANCE FORWARD	DEPOSITS	WITH-DRAWALS	CURRENT INTEREST	ENDING BALANCE
GENERAL	\$ 7,077,049.02	\$ -	\$ -	\$ 10,534.23	\$ 7,087,583.25
R & B -1	\$ 1,022,326.55	\$ -	\$ 250,000.00	\$ 1,281.93	\$ 773,608.48
R & B -2	\$ 366,412.12	\$ -	\$ -	\$ 545.44	\$ 366,957.56
R & B -3	\$ 494,206.41	\$ -	\$ -	\$ 735.64	\$ 494,942.05
R & B -4	\$ 595,492.28	\$ -	\$ -	\$ 886.40	\$ 596,378.68
FM & L	\$ 322,315.43	\$ -	\$ -	\$ 479.75	\$ 322,795.18
STATE FUNDS	\$ 8,211.80	\$ -	\$ -	\$ 12.20	\$ 8,224.00
TIPC	\$ 12,647.68	\$ -	\$ -	\$ 18.83	\$ 12,666.51
DIST CLK PRESERVATION	\$ 10,214.06	\$ -	\$ -	\$ 15.17	\$ 10,229.23
COUNTY/DIST TECH	\$ 1,549.21	\$ -	\$ -	\$ 2.31	\$ 1,551.52
ADULT PROB	\$ 200,515.68	\$ -	\$ -	\$ 298.46	\$ 200,814.14
JUV-ISP	\$ 4,889.87	\$ -	\$ -	\$ 7.31	\$ 4,897.18
COURT REP	\$ 43,050.42	\$ -	\$ -	\$ 64.09	\$ 43,114.51
PERM IMP	\$ 1,001,892.45	\$ -	\$ -	\$ 1,491.37	\$ 1,003,383.82
LAW ENFORCEMENT ED	\$ 10,211.94	\$ -	\$ -	\$ 15.17	\$ 10,227.11
JP-CH SECURITY	\$ 5,126.57	\$ -	\$ -	\$ 7.68	\$ 5,134.25
DIST CLK RECORDS MGMT	\$ 15,324.14	\$ -	\$ -	\$ 22.81	\$ 15,346.95
DIST CLK ARCHIVE	\$ 4,086.23	\$ -	\$ -	\$ 6.14	\$ 4,092.37
COUNTY ATTY CHECK COLLECT	\$ 4,604.55	\$ -	\$ -	\$ 6.81	\$ 4,611.36
JUV PROB-IVE	\$ 1,074.89	\$ -	\$ -	\$ 1.53	\$ 1,076.42
LAW LIBRARY	\$ 83,168.11	\$ -	\$ -	\$ 123.81	\$ 83,291.92
JP TECH	\$ 17,164.87	\$ -	\$ -	\$ 25.50	\$ 17,190.37
C H SECURITY	\$ 134,524.65	\$ -	\$ -	\$ 200.23	\$ 134,724.88
REC MGMT	\$ 118,038.89	\$ -	\$ -	\$ 175.69	\$ 118,214.58
REC PRESV	\$ 122.31	\$ -	\$ -	\$ 0.30	\$ 122.61
LIBRARY	\$ 22,614.00	\$ -	\$ -	\$ 33.65	\$ 22,647.65
ARCHIVE	\$ 55,606.02	\$ -	\$ -	\$ 82.76	\$ 55,688.78
DIST ATTY FORFEITURE	\$ 30,687.80	\$ -	\$ -	\$ 45.68	\$ 30,733.48
SHERIFF FORFEITURE	\$ 38,296.92	\$ -	\$ -	\$ 56.99	\$ 38,353.91

INVESTMENTS-TEXPOOL
 PATTY BRENNAN, COOKE COUNTY TREASURER
 JUNE 2018

ACCT NAME	BALANCE FORWARD	DEPOSITS	WITH- DRAWALS	CURRENT INTEREST	ENDING BALANCE
JAIL COMMISSARY	\$ 79,601.40	\$ -	\$ -	\$ 118.47	\$ 79,719.87
2004 GO-REFUNDING	\$ 263,998.48	\$ -	\$ -	\$ 392.94	\$ 264,391.42
TOTAL: TREAS FUND	<u>\$ 12,045,024.75</u>	<u>\$ -</u>	<u>\$ 250,000.00</u>	<u>\$ 17,689.29</u>	<u>\$ 11,812,714.04</u>
YEAR - TO - DATE INTEREST	BAL FORWARD \$ 106,933.83	CURRENT INT. \$ 17,689.29	BALANCE \$ 124,623.12		
AVG. YEILD FOR JUNE 2018	1.81%	MKT VALUE PER SHARE \$	1.00		

INVESTMENTS-TEX STAR
 PATTY BRENNAN, COOKE COUNTY TREASURER
 JUNE 2018

ACCT NAME	BALANCE FORWARD	DEPOSITS	WITH-DRAWALS	CURRENT INTEREST	ENDING BALANCE
GENERAL	\$ 7,058,382.03	\$ -	\$ -	\$ 10,617.49	\$ 7,068,999.52
R & B -1	\$ 1,007,318.73	\$ -	\$ 250,000.00	\$ 1,272.76	\$ 758,591.49
R & B -2	\$ 351,565.01	\$ -	\$ -	\$ 528.85	\$ 352,093.86
R & B -3	\$ 502,599.40	\$ -	\$ -	\$ 756.03	\$ 503,355.43
R & B -4	\$ 595,203.24	\$ -	\$ -	\$ 895.31	\$ 596,098.55
FM & L	\$ 329,971.16	\$ -	\$ -	\$ 496.38	\$ 330,467.54
ADULT PROBATION	\$ 200,980.71	\$ -	\$ -	\$ 302.34	\$ 201,283.05
PERM IMP	\$ 1,002,201.77	\$ -	\$ -	\$ 1,507.55	\$ 1,003,709.32
CC LIBRARY	\$ 25,349.11	\$ -	\$ -	\$ 38.14	\$ 25,387.25
JP- CH SECURITY	\$ 10,169.67	\$ -	\$ -	\$ 15.26	\$ 10,184.93
COURTHOUSE SECURITY	\$ 45,722.49	\$ -	\$ -	\$ 68.75	\$ 45,791.24
RECORDS MANAGEMENT	\$ 25,349.11	\$ -	\$ -	\$ 38.14	\$ 25,387.25
RECORDS PRESERVATION	\$ 103.99	\$ -	\$ -	\$ 0.25	\$ 104.24
ARCHIVE FEES	\$ 25,353.45	\$ -	\$ -	\$ 38.14	\$ 25,391.59
2012 GO REFUNDING	\$ 253,479.93	\$ -	\$ -	\$ 381.30	\$ 253,861.23
STATE FEES	\$ 5,216.09	\$ -	\$ -	\$ 7.82	\$ 5,223.91
DIST ATTY FORFEITURE	\$ 25,249.89	\$ -	\$ -	\$ 37.98	\$ 25,287.87
SHERIFF FORFEITURE	\$ 25,249.89	\$ -	\$ -	\$ 37.98	\$ 25,287.87
TOTAL: TREAS FUND	<u>\$ 11,489,465.67</u>	<u>\$ -</u>	<u>\$ 250,000.00</u>	<u>\$ 17,040.47</u>	<u>\$ 11,256,506.14</u>
YEAR - TO - DATE INTEREST	BAL FORWARD \$ 100,508.07	CURRENT INT. \$ 17,040.47	BALANCE \$ 117,548.54		
AVG. YIELD FOR JUNE 2018	1.83%	MKT VALUE PER SHARE	\$ 1.00		

INVESTMENTS-LOGIC
 PATTY BRENNAN, COOKE COUNTY TREASURER
 JUNE 2018

ACCT NAME	BALANCE FORWARD	DEPOSITS	WITH-DRAWALS	CURRENT INTEREST	ENDING BALANCE
GENERAL	\$ 3,037,826.27	\$ -	\$ -	\$ 5,262.51	\$ 3,043,088.78
R & B -1	\$ 354,845.46	\$ -	\$ -	\$ 614.71	\$ 355,460.17
R & B -2	\$ 203,066.21	\$ -	\$ -	\$ 351.77	\$ 203,417.98
R & B -3	\$ 253,351.25	\$ -	\$ -	\$ 438.88	\$ 253,790.13
R & B -4	\$ 253,351.25	\$ -	\$ -	\$ 438.88	\$ 253,790.13
FM & L	\$ 101,533.07	\$ -	\$ -	\$ 175.87	\$ 101,708.94
ADULT PROBATION	\$ 152,126.16	\$ -	\$ -	\$ 263.53	\$ 152,389.69
PERM IMP	\$ 307,732.38	\$ -	\$ -	\$ 533.11	\$ 308,265.49
LAW LIBRARY	\$ 25,296.52	\$ -	\$ -	\$ 43.83	\$ 25,340.35
COURTHOUSE SECURITY	\$ 50,766.62	\$ -	\$ -	\$ 87.96	\$ 50,854.58
RECORDS MANAGEMENT	\$ 152,299.65	\$ -	\$ -	\$ 263.83	\$ 152,563.48
RECORDS PRESERVATION	\$ 58.40	\$ -	\$ -	\$ 0.05	\$ 58.45
ARCHIVE FEES	\$ 25,296.52	\$ -	\$ -	\$ 43.83	\$ 25,340.35
DIST ATTY FORFEITURE	\$ 25,296.52	\$ -	\$ -	\$ 43.83	\$ 25,340.35
SHERIFF FOREITURE	\$ 25,296.52	\$ -	\$ -	\$ 43.83	\$ 25,340.35
2012 GO REFUNDING	\$ 78,138.88	\$ -	\$ -	\$ 135.37	\$ 78,274.25
TOTAL: TREAS FUND	<u>\$ 5,046,281.68</u>	<u>\$ -</u>	<u>\$ -</u>	<u>\$ 8,741.79</u>	<u>\$ 5,055,023.47</u>
YEAR - TO - DATE INTEREST	BAL FORWARD \$ 48,881.31	CURRENT INT. \$ 8,741.79	BALANCE \$ 57,623.10		
AVG. YEILD FOR JUNE 2018	2.11%	MKT VALUE PER SHARE \$	1.00		

COMBINED STATEMENT OF CASH POSITION FOR JUNE

FUND NAME	CHECKING ACCOUNT	CHECKING AMOUNT	TDOA ACCOUNT	TDOA AMOUNT	FUND TOTAL
2018 001 GENERAL	TREAS FUND	1,444,538.64	TEXPOOL LOGIC TEXSTAR STONE CERT DEPOS	7,087,583.25 3,043,088.78 7,068,999.52 2,015,251.98 1,750,000.00	22,409,462.17
2018 011 ROAD & BRIDGE 1	TREAS FUND	438,478.70	TEXPOOL LOGIC TEXSTAR STONE	773,608.48 355,460.17 758,591.49	2,326,138.84
2018 012 ROAD & BRIDGE 2	TREAS FUND	447,406.48	TEXPOOL LOGIC TEXSTAR	366,957.56 203,417.98 352,093.86	1,369,875.88
2018 013 ROAD & BRIDGE 3	TREAS FUND	421,729.89	TEXPOOL LOGIC TEXSTAR	494,942.05 253,790.13 503,355.43	1,673,817.50
2018 014 ROAD & BRIDGE 4	TREAS FUND	500,602.32	TEXPOOL LOGIC TEXSTAR	596,378.68 253,790.13 596,098.55	1,946,869.68
2018 018 CERTZ TIF	TREAS FUND		TEXPOOL LOGIC		
2018 019 FM & LATERAL	TREAS FUND	12,284.29	TEXPOOL LOGIC TEXSTAR	322,795.18 101,708.94 330,467.54	767,255.95
2018 020 TJPFC	TREAS FUND	35,579.76	TEXPOOL LOGIC TEXSTAR	12,666.51	48,246.27
2018 021 JUVENILE PROB-ISP	TREAS FUND	7,301.64	TEXPOOL LOGIC TEXSTAR	4,897.18	12,198.82
2018 022 JUVENILE PROBATION	TREAS FUND	13,370.02	TEXPOOL LOGIC		13,370.02
2018 023 JUVENILE PROB. IV-E	TREAS FUND	6,518.99	TEXPOOL LOGIC TEXSTAR	1,076.42	7,595.41
2018 028 ADULT PROBATION	TREAS FUND	60,718.73	TEXPOOL LOGIC TEXSTAR	200,814.14 152,389.69 201,283.05	615,205.61
2018 029 COMMUNITY CORRECTIONS	TREAS FUND	15,292.57	TEXPOOL LOGIC		15,292.57
2018 031 CONTRACT ELECTIONS	TREAS FUND	4,545.89	TEXPOOL LOGIC		4,545.89
2018 032 DISTRICT CLERK PRESERVATION	TREAS FUND	18,006.81	TEXPOOL LOGIC	10,229.23	

COMBINED STATEMENT OF CASH POSITION FOR JUNE

FUND NAME	CHECKING ACCOUNT	CHECKING AMOUNT	TDOA ACCOUNT	TDOA AMOUNT	FUND TOTAL
2018 033 COUNTY/DISTRICT TECHNOLOGY	TREAS FUND	3,345.15	TEXSTAR	1,551.52	28,236.04
2018 034 COURT REPORTER	TREAS FUND	2,708.45	TEXPOOL LOGIC TEXSTAR	43,114.51	4,896.67
2018 035 PERMANENT IMPROVEMENT	TREAS FUND	286,851.52	TEXPOOL LOGIC TEXSTAR STONE	1,003,383.82 308,265.49 1,003,709.32	45,822.96
2018 037 LAW ENFORCEMENT ED	TREAS FUND	9,751.45	TEXPOOL LOGIC TEXSTAR	10,227.11	2,602,210.15
2018 038 JP TECH	TREAS FUND	22,155.13	TEXPOOL LOGIC TEXSTAR	17,190.37	19,978.56
2018 040 LAW LIBRARY	TREAS FUND	37,294.90	TEXPOOL LOGIC TEXSTAR	83,291.92 25,340.35	39,345.50
2018 041 CC LIBRARY FUND	TREAS FUND	21,281.63	TEXPOOL LOGIC TEXSTAR	22,647.65 25,387.25	145,927.17
2018 042 CC HISTORICAL COMM.	TREAS FUND	4,226.51	TEXPOOL LOGIC TEXSTAR	5,134.25 10,184.93	69,316.53
2018 043 JP COURTHOUSE SECURITY	TREAS FUND	5,273.03	TEXPOOL LOGIC TEXSTAR	134,724.88 50,854.58 45,791.24	4,226.51
2018 044 COURTHOUSE SECURITY	TREAS FUND	33,755.89	TEXPOOL LOGIC TEXSTAR	134,724.88 50,854.58 45,791.24	20,592.21
2018 045 FLOOD DAMAGE	TREAS FUND		TEXPOOL LOGIC		265,126.59
2018 046 CHAPTER 19	TREAS FUND		TEXPOOL		
2018 047 CC RECORDS MANAGEMENT	TREAS FUND	2,383.40	TEXPOOL		2,383.40
2018 048 COUNTY RECORDS MANAGEMENT	TREAS FUND	34,182.83	TEXPOOL LOGIC TEXSTAR	118,214.58 152,563.48 25,387.25	330,348.14
2018 049 CC RECORDS PRESERVATION	TREAS FUND	14,225.85	TEXPOOL LOGIC TEXSTAR	122.61 58.45 104.24	14,511.15

FUND NAME	CHECKING ACCOUNT	CHECKING AMOUNT	TD0A ACCOUNT	TD0A AMOUNT	FUND TOTAL
2018 050 DIST CLERK RECORDS MANAGEMENT	TREAS FUND	19,604.34	TEXPOOL LOGIC	15,346.95	34,951.29
2018 051 DISTRICT CLERK ARCHIVE	TREAS FUND	20,442.58	TEXPOOL LOGIC	4,092.37	24,534.95
2018 052 COUNTY CLERK ARCHIVE FEE	TREAS FUND	30,961.14	TEXPOOL LOGIC	55,688.78	137,381.86
2018 053 CA CHECK COLLECTING	TREAS FUND	58.44	TEXPOOL LOGIC	4,611.36	4,669.80
2018 054 DA CHECK COLLECTING	TREAS FUND	75.34	TEXPOOL		75.34
2018 055 CO ATTY FORFEITURE	TREAS FUND				
2018 056 DISTRICT ATTY FORFEITURE	TREAS FUND	17,595.40	TEXPOOL LOGIC	30,733.48	98,957.10
2018 057 D A SEIZURE FUND	TREAS FUND	30,532.00	TEXPOOL		30,532.00
2018 058 SHERIFF FORFEITURE	TREAS FUND	39,498.50	TEXPOOL LOGIC	38,353.91	128,480.63
2018 059 JAIL COMMISSARY	TREAS FUND	48,778.95	TEXPOOL LOGIC	79,719.87	128,498.82
2018 061 2004 GO REFUNDING DEBT SERVITREAS	TREAS FUND	37,451.80	TEXPOOL LOGIC	264,391.42	633,978.70
2018 088 STATE FEES	TREAS FUND	162,414.79	TEXPOOL LOGIC	8,224.00	175,862.70
2018 090 OFFICER'S TRUST	TREAS FUND		TEXPOOL		
2018 091 LIBRARY TRUST - LIDDELL	TREAS FUND	1,072.69	CERT DEPOS	15,000.00	16,072.69
2018 092 LIBRARY TRUST - ROSENSTEIN	TREAS FUND	1,319.13	CERT DEPOS	19,000.00	20,319.13
2018 098 PAYROLL CLEARING	PAYROLL				
2018 100 CHILD ABUSE PREVENTION FUND	TREAS FUND	310.41	TEXPOOL		310.41
2018 101 PRETRIAL DIVERSION	TREAS FUND	11,094.00	TEXPOOL		11,094.00
2018 102 HOTEL OCCUPANCY TAX FUND	TREAS FUND	110,115.44	TEXPOOL LOGIC		

COMBINED STATEMENT OF CASH POSITION FOR JUNE

FUND NAME	CHECKING ACCOUNT	CHECKING AMOUNT	TDOA ACCOUNT	TDOA AMOUNT	FUND TOTAL
			TEXSTAR		110,115.44
TOTAL		4,435,135.42		31,923,495.63	36,358,631.05

CHECK ACCOUNT

CHECK

ACCOUNT BALANCE - TREAS FUND

4,435,135.42

TOTAL

4,435,135.42

TDOA ACCOUNT

TDOA

ACCOUNT BALANCE - TEXPOOL
ACCOUNT BALANCE - LOGIC
ACCOUNT BALANCE - TEXSTAR
ACCOUNT BALANCE - STONE
ACCOUNT BALANCE - CERT DEPOS

11,812,714.04
5,055,023.47
11,256,506.14
2,015,251.98
1,784,000.00

TOTAL

31,923,495.63

ACCOUNT NAME	BEGINNING CASH BALANCE	CASH RECEIPTS	CASH DISBURSEMENTS	ENDING CASH BALANCE
2018 001 GENERAL				
CASH - GENERAL FUND	2,043,117.88	940,870.43	1,539,449.67	1,444,538.64
CASH ON HAND	1,969.00	.00	.00	1,969.00
CASH INVESTED - TEXPOOL	7,077,049.02	10,534.23	.00	7,087,583.25
CASH INVESTED - LOGIC	3,037,826.27	5,262.51	.00	3,043,088.78
CASH INVESTED - TEXSTAR	7,058,382.03	10,617.49	.00	7,068,999.52
CASH INVESTED - STONE CASTLE	2,012,533.67	2,718.31	.00	2,015,251.98
T-BILLS - INVESTMENTS	.00	.00	.00	.00
CASH INVESTMENT-CD	1,750,000.00	.00	.00	1,750,000.00
FUND TOTALS	22,980,877.87	970,002.97	1,539,449.67	22,411,431.17
2018 011 ROAD & BRIDGE 1				
CASH - ROAD & BRIDGE # 1	210,826.12	525,117.43	297,464.85	438,478.70
CASH INVESTED	1,022,326.55	1,281.93	250,000.00	773,608.48
CASH INVESTED - LOGIC	354,845.46	614.71	.00	355,460.17
CASH INVESTED - TEXSTAR	1,007,318.73	1,272.76	250,000.00	758,591.49
STONE CASTLE	.00	.00	.00	.00
T-BILL INVESTMENTS	.00	.00	.00	.00
FUND TOTALS	2,595,316.86	528,286.83	797,464.85	2,326,138.84
2018 012 ROAD & BRIDGE 2				
CASH - ROAD & BRIDGE # 2	486,527.86	25,216.18	64,337.56	447,406.48
CASH INVESTED	366,412.12	545.44	.00	366,957.56
CASH INVESTED - LOGIC	203,066.21	351.77	.00	203,417.98
CASH INVESTED - TEXSTAR	351,565.01	528.85	.00	352,093.86
T-BILL INVESTMENTS	.00	.00	.00	.00
FUND TOTALS	1,407,571.20	26,642.24	64,337.56	1,369,875.88
2018 013 ROAD & BRIDGE 3				
CASH - ROAD & BRIDGE # 3	594,074.64	128,708.44	301,053.19	421,729.89
CASH INVESTED	494,206.41	735.64	.00	494,942.05
CASH INVESTED - LOGIC	253,351.25	438.88	.00	253,790.13
CASH INVESTED - TEXSTAR	502,599.40	756.03	.00	503,355.43
T-BILL INVESTMENTS	.00	.00	.00	.00
FUND TOTALS	1,844,231.70	130,638.99	301,053.19	1,673,817.50
2018 014 ROAD & BRIDGE 4				
CASH - ROAD & BRIDGE # 4	406,894.18	213,459.22	119,751.08	500,602.32
CASH INVESTED - TEXPOOL	595,492.28	886.40	.00	596,378.68
CASH INVESTED - LOGIC	253,351.25	438.88	.00	253,790.13
CASH INVESTED - TEXSTAR	595,203.24	895.31	.00	596,098.55
T-BILL INVESTMENTS	.00	.00	.00	.00
FUND TOTALS	1,850,940.95	215,679.81	119,751.08	1,946,869.68
2018 018 CERTZ TIP				
CASH - CERTZ TIP	.00	.00	.00	.00
CASH INVESTED	.00	.00	.00	.00
CASH INVESTED - LOGIC	.00	.00	.00	.00
T-BILL INVESTMENT	.00	.00	.00	.00
FUND TOTALS	.00	.00	.00	.00
2018 019 FM & LATERAL				
CASH - F M & LATERAL	12,260.47	43.79	19.97	12,284.29
CASH INVESTED	322,315.43	479.75	.00	322,795.18
CASH INVESTED - LOGIC	101,533.07	175.87	.00	101,708.94
CASH INVESTED - TEXSTAR	329,971.16	496.38	.00	330,467.54

ACCOUNT NAME	BEGINNING CASH BALANCE	CASH RECEIPTS	CASH DISBURSEMENTS	ENDING CASH BALANCE
2018 020 TUPC				
- T.J.P.C.	28,203.55	25,786.33	18,410.12-	35,579.76
CASH INVESTED	12,647.68	18.83	.00	12,666.51
CASH INVESTED - LOGIC	.00	.00	.00	.00
CASH INVESTED - TEXSTAR	.00	.00	.00	.00
FUND TOTALS	40,851.23	25,805.16	18,410.12-	48,246.27
2018 021 JUVENILE PROB-ISP				
CASH - JUVENILE PROBATION	7,296.84	4.80	.00	7,301.64
INVESTMENTS	4,889.87	7.31	.00	4,897.18
CASH INVESTED - LOGIC	.00	.00	.00	.00
CASH INVESTED - TEXSTAR	.00	.00	.00	.00
FUND TOTALS	12,186.71	12.11	.00	12,198.82
2018 022 JUVENILE PROBATION				
CASH - JUV. PROB. DIV	13,241.27	128.75	.00	13,370.02
INVESTMENTS	.00	.00	.00	.00
FUND TOTALS	13,241.27	128.75	.00	13,370.02
2018 023 JUVENILE PROB. IV-E				
CASH - IV-E	6,514.71	4.28	.00	6,518.99
CASH INVESTED	1,074.89	1.53	.00	1,076.42
CASH INVESTED - LOGIC	.00	.00	.00	.00
CASH INVESTED - TEXSTAR	.00	.00	.00	.00
FUND TOTALS	7,589.60	5.81	.00	7,595.41
2018 028 ADULT PROBATION				
CASH - ADULT PROBATION	26,539.65	63,927.27	29,748.19-	60,718.73
CASH ON HAND	75.00	.00	.00	75.00
CASH INVESTED - TEXPOOL	200,515.68	298.46	.00	200,814.14
CASH INVESTED - LOGIC	152,126.16	263.53	.00	152,389.69
CASH INVESTED - TEXSTAR	200,980.71	302.34	.00	201,283.05
FUND TOTALS	580,237.20	64,791.60	29,748.19-	615,280.61
2018 029 COMMUNITY CORRECTIONS				
CASH - COMMUNITY CORRECTI	3,970.45	15,938.00	4,615.88-	15,292.57
INVESTMENTS	.00	.00	.00	.00
CASH INVESTED - LOGIC	.00	.00	.00	.00
FUND TOTALS	3,970.45	15,938.00	4,615.88-	15,292.57
2018 031 CONTRACT ELECTIONS				
CASH - CONTRACT ELECTIONS	4,542.91	2.98	.00	4,545.89
CASH INVESTED - TEXPOOL	.00	.00	.00	.00
CASH INVESTED - LOGIC	.00	.00	.00	.00
FUND TOTALS	4,542.91	2.98	.00	4,545.89
2018 032 DISTRICT CLERK PRESERVATION				
CASH - DISTRICT CLERK PRESVATI	17,880.76	491.67	365.62-	18,006.81
INVESTMENTS	10,214.06	15.17	.00	10,229.23
CASH INVESTED - LOGIC	.00	.00	.00	.00
CASH INVESTED - TEXSTAR	.00	.00	.00	.00
FUND TOTALS	28,094.82	506.84	365.62-	28,236.04
2018 033 COUNTY/DISTRICT TECHNOLOGY FUN				
CASH - COUNTY/DISTRICT TECH	3,142.86	202.29	.00	3,345.15

ACCOUNT NAME	BEGINNING CASH BALANCE	CASH RECEIPTS	CASH DISBURSEMENTS	ENDING CASH BALANCE
2018 034 COURT REPORTER				
CASH -COURT REPORTER FUND INVESTMENTS	4,692.07	204.60	.00	4,896.67
CASH INVESTED - LOGIC				
FUND TOTALS	4,692.07	204.60	.00	4,896.67
2018 035 PERMANENT IMPROVEMENT				
CASH - PERMANENT IMPROVEMENT INVESTMENTS	2,317.70	841.59	450.84-	2,708.45
CASH INVESTED - LOGIC	43,050.42	64.09	.00	43,114.51
CASH INVESTED - TEXSTAR	.00	.00	.00	.00
FUND TOTALS	45,368.12	905.68	450.84-	45,822.96
2018 037 LAW ENFORCEMENT ED				
CASH - LAW ENFORCEMENT ED INVESTMENTS	140,547.93	218,622.09	72,318.50-	286,851.52
CASH INVESTED - LOGIC	1,001,892.45	1,491.37	.00	1,003,383.82
CASH INVESTED - TEXSTAR	307,732.38	533.11	.00	308,265.49
STONE CASTLE	1,002,201.77	1,507.55	.00	1,003,709.32
T-BILL INVESTMENTS	.00	.00	.00	.00
FUND TOTALS	2,452,374.53	222,154.12	72,318.50-	2,602,210.15
2018 038 JP TECH				
CASH - J P TECH FUND INVESTMENTS	9,773.03	6.42	28.00-	9,751.45
CASH INVESTED - LOGIC	10,211.94	15.17	.00	10,227.11
CASH INVESTED - TEXSTAR	.00	.00	.00	.00
FUND TOTALS	19,984.97	21.59	28.00-	19,978.56
2018 040 LAW LIBRARY				
CASH - LAW LIBRARY INVESTMENTS	21,327.51	1,771.10	943.48-	22,155.13
CASH INVESTED - LOGIC	17,164.87	25.50	.00	17,190.37
CASH INVESTED - TEXSTAR	.00	.00	.00	.00
FUND TOTALS	38,492.38	1,796.60	943.48-	39,345.50
2018 041 CC LIBRARY FUND				
CASH - COOKE COUNTY LIBRA	36,189.50	1,544.03	438.63-	37,294.90
CASH INVESTED - LOGIC	83,168.11	123.81	.00	83,291.92
CASH INVESTED - TEXSTAR	25,296.52	43.83	.00	25,340.35
FUND TOTALS	144,654.13	1,711.67	438.63-	145,927.17
2018 042 CC HISTORICAL COMM.				
CASH - COOKE CO. HISTORIC	21,687.07	1,734.84	2,140.28-	21,281.63
CASH INVESTED - LOGIC	22,614.00	33.65	.00	22,647.65
CASH INVESTED - TEXSTAR	25,349.11	38.14	.00	25,387.25
T-BILL INVESTMENTS	.00	.00	.00	.00
FUND TOTALS	69,650.18	1,806.63	2,140.28-	69,316.53
2018 043 JP COURTHOUSE SECURITY				
CASH - JP COURTHOUSE SECURITY	4,223.74	2.77	.00	4,226.51
CASH INVESTED - JP COURTHOUSE SECURITY	4,223.74	2.77	.00	4,226.51
FUND TOTALS	4,223.74	2.77	.00	4,226.51

ACCOUNT NAME	BEGINNING CASH BALANCE	CASH RECEIPTS	CASH DISBURSEMENTS	ENDING CASH BALANCE
2018 044 COURTHOUSE SECURITY				
CASH - COURTHOUSE SECURITY	35,344.93	2,700.96	4,290.00-	33,755.89
CASH INVESTED	134,524.65	200.23	.00	134,724.88
CASH INVESTED - LOGIC	50,766.62	87.96	.00	50,854.58
CASH INVESTED - TEXSTAR	45,722.49	68.75	.00	45,791.24
FUND TOTALS	266,358.69	3,057.90	4,290.00-	265,126.59
2018 045 FLOOD DAMAGE				
CASH - FLOOD DAMAGE	.00	.00	.00	.00
CASH INVESTED - TEXPOOL	.00	.00	.00	.00
CASH INVESTED - LOGIC	.00	.00	.00	.00
FUND TOTALS	.00	.00	.00	.00
2018 046 CHAPTER 19				
CASH - CHAPTER 19	.00	.00	.00	.00
INVESTMENTS	.00	.00	.00	.00
FUND TOTALS	.00	.00	.00	.00
2018 047 CC RECORDS MANAGEMENT				
CASH - CC RECORDS MANAGEMENT	2,306.05	77.35	.00	2,383.40
INVESTMENTS - TEXPOOL	.00	.00	.00	.00
FUND TOTALS	2,306.05	77.35	.00	2,383.40
2018 048 COUNTY RECORDS MANAGEMENT				
CASH - RECORDS MANAGEMENT	41,921.71	1,769.12	9,508.00-	34,182.83
CASH INVESTED - TEXPOOL	118,038.89	175.69	.00	118,214.58
CASH INVESTED - LOGIC	152,299.65	263.83	.00	152,563.48
CASH INVESTED - TEXSTAR	25,349.11	38.14	.00	25,387.25
FUND TOTALS	337,609.36	2,246.78	9,508.00-	330,348.14
2018 049 CC RECORDS PRESERVATION				
CASH - RECORDS PRESERVATION	5,917.26	8,308.59	.00	14,225.85
CASH INVESTED -TEXPOOL	122.31	.30	.00	122.61
CASH INVESTED - LOGIC	58.40	.05	.00	58.45
CASH INVESTED - TEXSTAR	103.99	.25	.00	104.24
FUND TOTALS	6,201.96	8,309.19	.00	14,511.15
2018 050 DIST CLERK RECORDS MANAGEMENT				
CASH - D C RECORDS MANAGEMENT	19,220.71	383.63	.00	19,604.34
CASH INVESTED	15,324.14	22.81	.00	15,346.95
CASH INVESTED - LOGIC	.00	.00	.00	.00
CASH INVESTED - TEXSTAR	.00	.00	.00	.00
FUND TOTALS	34,544.85	406.44	.00	34,951.29
2018 051 DISTRICT CLERK ARCHIVE				
DISTRICT CLERK ARCHIVE	20,074.30	368.28	.00	20,442.58
INVESTMENTS	4,086.23	6.14	.00	4,092.37
CASH INVESTED - LOGIC	.00	.00	.00	.00
CASH INVESTED - TEXSTAR	.00	.00	.00	.00
FUND TOTALS	24,160.53	374.42	.00	24,534.95
2018 052 COUNTY CLERK ARCHIVE FEE				
CASH -RECORDS ARCHIVE	29,853.43	7,727.71	6,620.00-	30,961.14

ACCOUNT NAME	BEGINNING	CASH RECEIPTS	CASH DISBURSEMENTS	ENDING
	CASH BALANCE			CASH BALANCE
INVESTMENTS	55,606.02	82.76	.00	55,688.78
CASH INVESTED - LOGIC	25,296.52	43.83	.00	25,340.35
CASH INVESTED - TEXSTAR	25,353.45	38.14	.00	25,391.59
FUND TOTALS	136,109.42	7,892.44	6,620.00-	137,381.86

ACCOUNT NAME	BEGINNING	CASH RECEIPTS	CASH DISBURSEMENTS	ENDING
	CASH BALANCE			CASH BALANCE
2018 053 CA CHECK COLLECTING				
CASH - CHECK COLLECTING	47.21	125.00	113.77-	58.44
CASH INVESTED	4,604.55	6.81	.00	4,611.36
CASH INVESTED - LOGIC	.00	.00	.00	.00
CASH INVESTED - TEXSTAR	.00	.00	.00	.00
FUND TOTALS	4,651.76	131.81	113.77-	4,669.80

ACCOUNT NAME	BEGINNING	CASH RECEIPTS	CASH DISBURSEMENTS	ENDING
	CASH BALANCE			CASH BALANCE
2018 054 DA CHECK COLLECTING				
CASH - DA CHECK COLLECTING	75.34	.00	.00	75.34
CASH INVESTED	.00	.00	.00	.00
FUND TOTALS	75.34	.00	.00	75.34

ACCOUNT NAME	BEGINNING	CASH RECEIPTS	CASH DISBURSEMENTS	ENDING
	CASH BALANCE			CASH BALANCE
2018 055 CO ATTY FORFEITURE				
FUND TOTALS	.00	.00	.00	.00

ACCOUNT NAME	BEGINNING	CASH RECEIPTS	CASH DISBURSEMENTS	ENDING
	CASH BALANCE			CASH BALANCE
2018 056 DISTRICT ATTY FORFEITURE				
CASH - D. A. FORFEITURE FU	17,118.20	722.20	245.00-	17,595.40
CASH INVESTED - TEXPOOL	30,687.80	45.68	.00	30,733.48
CASH INVESTED - LOGIC	25,296.52	43.83	.00	25,340.35
CASH INVESTED - TEXSTAR	25,249.89	37.98	.00	25,287.87
FUND TOTALS	98,352.41	849.69	245.00-	98,957.10

ACCOUNT NAME	BEGINNING	CASH RECEIPTS	CASH DISBURSEMENTS	ENDING
	CASH BALANCE			CASH BALANCE
2018 057 D A SEIZURE FUND				
CASH - SEIZURE-LAW	28,484.00	2,048.00	.00	30,532.00
INVESTMENTS	.00	.00	.00	.00
FUND TOTALS	28,484.00	2,048.00	.00	30,532.00

ACCOUNT NAME	BEGINNING	CASH RECEIPTS	CASH DISBURSEMENTS	ENDING
	CASH BALANCE			CASH BALANCE
2018 058 SHERIFF FORFEITURE				
CASH - SHERIFF FORFEITURE	32,793.68	6,704.82	.00	39,498.50
INVESTMENTS	38,296.92	56.99	.00	38,353.91
CASH INVESTED - LOGIC	25,296.52	43.83	.00	25,340.35
CASH INVESTED - TEXSTAR	25,249.89	37.98	.00	25,287.87
FUND TOTALS	121,637.01	6,843.62	.00	128,480.63

ACCOUNT NAME	BEGINNING	CASH RECEIPTS	CASH DISBURSEMENTS	ENDING
	CASH BALANCE			CASH BALANCE
2018 059 JAIL COMMISSARY				
CASH - JAIL COMMISSARY	47,789.48	1,439.18	449.71-	48,778.95
CASH INVESTED - TEXPOOL	79,601.40	118.47	.00	79,719.87
CASH INVESTED - LOGIC	.00	.00	.00	.00
CASH INVESTED - TEXSTAR	.00	.00	.00	.00
FUND TOTALS	127,390.88	1,557.65	449.71-	128,498.82

ACCOUNT NAME	BEGINNING	CASH RECEIPTS	CASH DISBURSEMENTS	ENDING
	CASH BALANCE			CASH BALANCE
2018 061 2004 GO REFUNDING DEBT SERVICE				
CASH - 2004 GO REFUNDING D/S	30,611.49	6,840.31	.00	37,451.80
CASH INVESTED	253,998.48	392.94	.00	264,391.42
CASH INVESTED - LOGIC	78,138.88	135.37	.00	78,274.25
CASH INVESTED - TEXSTAR	253,479.93	381.30	.00	253,861.23
T-BILL INVESTMENTS	.00	.00	.00	.00
FUND TOTALS	626,228.78	7,749.92	.00	633,978.70

ACCOUNT NAME	BEGINNING	CASH RECEIPTS	CASH DISBURSEMENTS	ENDING
	CASH BALANCE			CASH BALANCE
2018 088 STATE FEES				
CASH - STATE FEES	101,575.77	60,859.04	20.02-	162,414.79
CASH INVESTED	8,211.80	12.20	.00	8,224.00

ACCOUNT NAME	BEGINNING CASH BALANCE	CASH RECEIPTS	CASH DISBURSEMENTS	ENDING CASH BALANCE
2018 090 OFFICER'S TRUST				
CASH INVESTED - LOGIC	5,216.09	7.82	.00	5,223.91
CASH INVESTED - TEXSTAR	115,003.66	60,879.06	20.02	175,862.70
FUND TOTALS				
CASH-OFFICERS TRUST	.00	.00	.00	.00
CASH INVESTED	.00	.00	.00	.00
CASH INVESTED - LOGIC	.00	.00	.00	.00
FUND TOTALS	.00	.00	.00	.00
2018 091 LIBRARY TRUST - LIDDELL				
CASH-LIBRARY TRUST/LIDDELL	1,071.99	.70	.00	1,072.69
CD INVESTMENT	15,000.00	.00	.00	15,000.00
FUND TOTALS	16,071.99	.70	.00	16,072.69
2018 092 LIBRARY TRUST - ROSENSTEIN				
CASH-LIBRARY TRUST/ROSENSTEIN	1,268.01	51.12	.00	1,319.13
CD INVESTMENT	19,000.00	.00	.00	19,000.00
FUND TOTALS	20,268.01	51.12	.00	20,319.13
2018 098 PAYROLL CLEARING				
CASH - PAYROLL CLEARING	.00	951,417.53	951,417.53	.00
INVESTMENTS	.00	.00	.00	.00
FUND TOTALS	.00	951,417.53	951,417.53	.00
2018 100 CHILD ABUSE PREVENTION FUND				
CASH-CHILD ABUSE PREVENTION	310.21	.20	.00	310.41
CASH INVESTED	.00	.00	.00	.00
FUND TOTALS	310.21	.20	.00	310.41
2018 101 PRETRIAL DIVERSION				
CASH-PRETRIAL DIVERSION	11,094.00	.00	.00	11,094.00
CASH INVESTED	.00	.00	.00	.00
CASH INVESTED - LOGIC	.00	.00	.00	.00
FUND TOTALS	11,094.00	.00	.00	11,094.00
2018 102 HOTEL OCCUPANCY TAX FUND				
CASH - HOTEL OCCUPANCY TAX	75,373.26	34,742.18	.00	110,115.44
CASH INVESTED - TEXPOOL	.00	.00	.00	.00
CASH INVESTED - LOGIC	.00	.00	.00	.00
CASH INVESTED - TEXSTAR	.00	.00	.00	.00
FUND TOTALS	75,373.26	34,742.18	.00	110,115.44
GRAND TOTALS	36,987,531.95	3,297,342.99	3,924,199.89	36,360,675.05