



FINANCIAL REPORTS

January 2018


In accordance with Local Government Code 114.026, this affidavit states the current cash and reports in the custody of the county treasurer as of this date of January 31, 2018.



Jason Brinkley,  
Cooke County Judge



Rebecca Lawson,  
Cooke County Clerk



Gary Hollowell,  
Commissioner Pct. #1

\_\_\_\_\_  
B. C. Lemons,  
Commissioner Pct. #2



John Klement,  
Commission Pct. #3



Leon Klement,  
Commissioner Pct. #4

FILED FOR RECORD

18 FEB 27 PM 1:38

REBECCA LAWSON  
COUNTY CLERK, COOKE CO. TX

BY:  DEPUTY

AFFIDAVIT

STATE OF TEXAS

COUNTY OF COOKE

The members of the Commissioners' Court of Cooke County, Texas, state as follows:

The requirement of Subsection (C) of the Texas Local Government Code, §114.026 have been met for the term of January 2018. The amount of cash and other assets in the custody of the County Treasurer at the time of examination are:

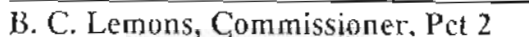
Cash (includes on hand, money market accounts, and short term investments) \$ 38,879,063.44


Other Assets (long term investments) \$ 0.00.


Sworn to and subscribed this 26 day of February, 2018.

  
Jason Brinkley, Cooke County Judge

  
Gary Hollowell, Commissioner, Pct 1

  
B. C. Lemons, Commissioner, Pct 2

  
John Klement, Commissioner, Pct 3

  
Leon Klement, Commissioner, Pct 4

ATTEST:

  
Rebecca Lawson, County Clerk

FILED FOR RECORD  
18 FEB 27 PH 1:37  
REBECCA LAWSON  
COUNTY CLERK, COOKE CO. TX  
BY  DEPUTY



**MONTHLY REPORT**

**JANUARY 2018**

**PATTY BRENNAN**

**COOKE COUNTY TREASURER**

---

TOTALS  
 PRIOR MONTH ENDING BANK STATEMENT BALANCE \$4,809.61 4  
 CLEARED DEPOSITS \$1,099,004.60  
 CLEARED ADDITIONS \$ .00  
 CLEARED CHECKS \$630,360.99- 52  
 CLEARED DEDUCTIONS \$340,133.26- 4

CURRENT MONTH ENDING BANK STATEMENT BALANCE \$133,319.96  
 CURRENT MONTH ENDING BANK STATEMENT BALANCE \$133,319.96  
 OUTSTANDING DEPOSITS \$ .00  
 OUTSTANDING ADDITIONS \$ .00  
 OUTSTANDING CHECKS \$1,143.84- 3  
 OUTSTANDING DEDUCTIONS \$ .00

RECONCILED BOOK BALANCE \$132,176.12  
 ENDING STATEMENT DATE 01/31/2018 CLERK: PB

TOTALS

PRIOR MONTH ENDING BANK STATEMENT BALANCE \$8,203,392.40 235  
 CLEARED DEPOSITS \$7,744,132.84 4  
 CLEARED ADDITIONS \$83,341.51 4  
 CLEARED CHECKS \$3,504,727.54- 553  
 CLEARED DEDUCTIONS \$6,400,024.18- 7

CURRENT MONTH ENDING BANK STATEMENT BALANCE \$6,126,115.03

CURRENT MONTH ENDING BANK STATEMENT BALANCE \$6,126,115.03  
 OUTSTANDING DEPOSITS \$ .00  
 OUTSTANDING ADDITIONS \$ .00  
 OUTSTANDING CHECKS \$359,928.39- 410  
 OUTSTANDING DEDUCTIONS \$848,307.19- 2

RECONCILED BOOK BALANCE \$4,917,879.45

ENDING STATEMENT DATE 01/31/2018 CLERK: PB

Landmark Bank, N.A.  
 Cooke County  
 As of: Wednesday, January 31, 2018

*Detail Section:*

<u>Account No.</u>	<u>Balance</u>	<u>Int Rate</u>	<u>Type</u>	<u>Officer</u>
28002408	\$0	0.00%	TDSV	R1B
28002416	\$0	0.00%	TDSV	R1B
28900090	\$133,320	0.00%	CK	R1B
28900287	\$6,126,115	0.70%	CK	R1B
28900325	\$19,000	0.00%	CK	R1B
28900333	\$0	0.00%	CK	R1B
28900341	\$0	0.00%	CK	R1B
28900368	\$118,064	0.70%	CK	R1B
28900376	\$322,196	0.00%	CK	R1B
28900384	\$0	0.00%	CK	R1B
28900392	\$585	0.00%	CK	R1B
28900406	\$51,790	0.00%	CK	R1B
28900414	\$2,827	0.00%	CK	R1B
28900422	\$0	0.00%	CK	R1B
28900449	\$0	0.00%	CK	R1B
28900457	\$0	0.00%	CK	R1B
28900465	\$0	0.00%	CK	R1B
28900481	\$106,321	0.00%	CK	R1B
28900511	\$1,161	0.00%	CK	R1B
28900538	\$2,026	0.00%	CK	R1B
28901259	\$13,379	0.00%	CK	ELE
28901593	\$5,036	0.00%	CK	JDH
4170003539	\$50,000	0.00%	CK	R1B
4170009684	\$0	0.00%	CK	R1B
4170009700	\$7,381	0.00%	CK	R1B
4170013934	\$0	0.00%	CK	JDH
4170023065	\$0	0.00%	CK	R1B
4170045332	\$14,633	0.00%	CK	T1G
4170049177	\$0	0.00%	CK	T1G
4170056479	\$568,692	0.00%	CK	T1G
4170056487	\$5,500	0.00%	CK	T1G
4170800744	\$0	0.00%	TDSV	JDH
4170800751	\$0	0.00%	TDSV	JDH
4170801528	\$0	0.00%	TDSV	R1B
4170801536	\$0	0.00%	TDSV	R1B
4170802286	\$0	0.00%	TDSV	JDH
4170802294	\$0	0.00%	TDSV	JDH
4170802849	\$0	0.00%	TDSV	JDH

2/2/2018 10:17:23 AM

4170802856	\$0	0.00%	TDSV	JDH
4170803896	\$0	0.00%	TDSV	R1B
4170803904	\$0	0.00%	TDSV	R1B
4170804019	\$0	0.00%	TDSV	R1B
4170804142	\$0	0.00%	TDSV	R1B
4170804159	\$0	0.00%	TDSV	R1B
4170804415	\$0	0.00%	TDSV	T1G
4170804423	\$0	0.00%	TDSV	T1G
4170804761	\$0	0.00%	TDSV	T1G
4170804779	\$0	0.00%	TDSV	T1G
4170805073	\$0	0.00%	TDSV	T1G
4170805081	\$0	0.00%	TDSV	T1G
4170805198	\$8,000	1.05%	TDSV	JDH
4170805677	\$0	0.00%	TDSV	T1G
4170805685	\$0	0.00%	TDSV	T1G
4170806451	\$7,500	0.80%	TDSV	T1G
4170806469	\$7,500	0.80%	TDSV	T1G
4170806691	\$500,000	1.24%	TDSV	T1G
4170806709	\$500,000	1.24%	TDSV	T1G

*Collateral Section:*

<u>Description / LOC No.</u>	<u>Amount</u>	<u>Maturity Date</u>
Securities - Market Value	\$13,680,679	(See add'l report)

*Pledge Report Summary:*

Total Deposits	\$	8,571,025
Plus Additional Coverage (per Agreement)	\$	0
Total Collateral Needed	\$	8,571,025
Collateral Pledged	\$	13,680,679
FDIC Insurance	\$	250,000
Total Collateral Provided	\$	13,930,679
Total Public Funding Excess / (Needed)	\$	5,359,654

report

PAGE 1 01/31/18 19:35:18

FEDERAL RESERVE BANK PLEDGEE

HOLDINGS BAPN032N  
CC1 PROD

DISTRB PT J1  
AS OF CLOSE OF BUSINESS 01-31-2018

PLEDGEE: COOKE COUNTY J7BM INSTITUTION ID: #J7BM  
100 S. DIXON  
RM. 106

GAINESVILLE TX 76240

HOLDER : 081500862 - LANDMARK BANK

RESP FRB:H1

ACCOUNT: J7BM - \*COOKE COUNTY

CUSIP #

BVF

PAR

BALANCE	BOOK VALUE		BVF	PAR
3130A1XJ2	2.875 FHLB 24 RK	06-14-24	1.0000000000	
800,000.00	800,000.00			
3130A5R35	2.875 FHLB 25 TG	06-13-25	1.0000000000	
500,000.00	500,000.00			
31300LVH5	FMAR 848716 G	01-01-37	0.3242433700	
200,000.00	64,848.67			
3133TTX48	FGRA 2326ZQ 06/15/31	06-15-31	0.1076961600	
300,000.00	32,308.85			
3133XDVS7	5.25 FHLB 20 EK	12-11-20	1.0000000000	
700,000.00	700,000.00			
3133X8L34	5.365 FHLB 24 EE	09-09-24	1.0000000000	
2,000,000.00	2,000,000.00			
313378CR0	2.25 FHLB 22 KW	03-11-22	1.0000000000	
5,000,000.00	5,000,000.00			
313380GJ0	2.00 FHLB 22 WX	09-09-22	1.0000000000	
1,000,000.00	1,000,000.00			
3136ACLE9	FNRM RC025BD R13F025	03-25-33	0.4930745100	
1,400,000.00	690,304.31			
3136ACU25	FNRM RC015DC R13F015	03-25-33	0.5207207300	
500,000.00	260,360.37			
3136AKJK0	FNRM CL041CM R14F041	06-25-40	0.5718539500	
1,000,000.00	571,853.95			
3137B1CT7	FGRM 4195LH 12/15/31	12-15-31	0.4902593300	
600,000.00	294,155.60			
31392WB41	FGRM 2512PG 10/15/22	10-15-22	0.1520413700	
400,000.00	60,816.55			
31394H2Q3	FGRM 2662DH 08/15/23	08-15-23	0.4460128700	
1,200,000.00	535,215.44			
31395HVM9	FGRA 2896BZ 11/15/34	11-15-34	1.0220521300	
200,000.00	204,410.43			
38374F2L7	GNRM 2004-24 ZM	04-20-34	0.8981762703	
700,000.00	628,723.39			
			SUBTOTAL:	
16,500,000.00	13,342,997.56			



report

16,500,000.00

13,342,997.56

GRAND TOTAL:

# Pledge Inventory Report

Landmark Bank  
Columbia, MO  
FROM 1/1/2018 TO 1/31/2018

Customer ID: 5961  
Report Date: 2/1/2018  
PAS Rep: Vance Roe  
Account Rep: Bob Fitzpatrick

Cusip	Description	Maturity Date	Intent	S&P	Market Price Di	Original Face	Book Value
Ticket	Location Code/Name	Group	Coupon	Moody	Maturity (%)	Par	Market Value
Pledged: J7BM - COOKE COUNTY							
3130A1XJ2	FED HOME LN BK	06/14/2024	AFS	AA+	1/31/2018	800,000.00	828,058.93
1104690	FED - FEDERAL RESERVE BANK	AGY	2.87500	Aaa	6.37	800,000.00	807,104.00
3130A5FR35	FEDERAL HOME LOAN BA	06/13/2025	AFS	AA+	1/31/2018	400,000.00	415,496.10
1102932	FED - FEDERAL RESERVE BANK	AGY	2.87500	Aaa	7.37	400,000.00	401,187.99
3130A5FR35	FEDERAL HOME LOAN BA	06/13/2025	AFS	AA+	1/31/2018	100,000.00	102,983.28
1104689	FED - FEDERAL RESERVE BANK	AGY	2.87500	Aaa	7.37	100,000.00	100,297.00
313378CR0	FED HOME LN BK	03/11/2022	AFS	AA+	1/31/2018	5,000,000.00	5,049,050.00
956483	FED - FEDERAL RESERVE BANK	AGY	2.25000	Aaa	4.11	5,000,000.00	4,950,500.10
313380GJ0	FED HOME LN BK	09/09/2022	AFS	AA+	1/31/2018	1,000,000.00	1,000,000.00
988741	FED - FEDERAL RESERVE BANK	AGY	2.00000	Aaa	4.61	1,000,000.00	977,129.97
3133X8L34	FED HOME LN BK	09/09/2024	AFS	AA+	1/31/2018	2,000,000.00	2,370,258.59
1087540	FED - FEDERAL RESERVE BANK	AGY	5.36500	Aaa	6.61	2,000,000.00	2,314,460.00
3133XDV57	FED HOME LN BK	12/11/2020	AFS	AA+	1/31/2018	700,000.00	762,265.54
933583	FED - FEDERAL RESERVE BANK	AGY	5.25000	Aaa	2.86	700,000.00	754,284.98
31300LVH5	FHLMC ARM POOL #8487	01/01/2037	AFS		1/31/2018	200,000.00	69,080.49
851172	FED - FEDERAL RESERVE BANK	MB3	3.42300		18.93	64,848.67	68,109.91
3133T7X48	fhmc remic ser 2326	06/15/2031	AFS		1/31/2018	300,000.00	36,035.36
783451	FED - FEDERAL RESERVE BANK	MB4	6.50000	NR	13.38	32,308.85	36,014.63
3136ACLE9	FNNM13025 BD	03/25/2033	AFS		1/31/2018	1,400,000.00	674,067.08
879680	FED - FEDERAL RESERVE BANK	MB4	2.00000	NR	15.16	690,304.31	668,300.12
3136ACU25	FNNM13015 DC	03/25/2033	AFS		1/31/2018	500,000.00	254,629.74
881004	FED - FEDERAL RESERVE BANK	MB4	2.00000	NR	15.16	260,360.37	249,482.93
3136AKJK0	FNR 2014-41 CM	06/25/2040	AFS		1/31/2018	1,000,000.00	549,373.27
916714	FED - FEDERAL RESERVE BANK	MB4	1.50000	NR	22.41	571,853.95	546,948.77
3137B1CT7	FHL4195 LH	12/15/2031	AFS		1/31/2018	600,000.00	285,346.82
882621	FED - FEDERAL RESERVE BANK	MB4	1.50000	NR	13.88	294,155.60	282,807.25

This report reflects information submitted to us by the customer. It is not intended to be used as the official record of safekeeping location and/or pledged holdings. This information should be provided by the customer's safekeeper.

# Pledge Inventory Report

Landmark Bank  
 Columbia, MO  
 FROM 1/1/2018 TO 1/31/2018

Customer ID: 5961  
 Report Date: 2/1/2018  
 PAS Rep: Vance Roe  
 Account Rep: Bob Fitzpatrick

Cusip	Description	Maturity Date	Intent	S&P	Market Price Dt	Original Face	Book Value
Ticket	Location Code/Name	Group	Coupon	Moody	Maturity (Yr)	Par	Market Value
Pledged: J7BM - COOKE COUNTY							
31392WB41	FHL2512 PG	10/15/2022	AFS		1/31/2018	400,000.00	63,871.80
719835	FED - FEDERAL RESERVE BANK	MB4	5.50000	NR	4.71	60,816.55	63,682.12
31394H2Q3	FHL2662 DH	08/15/2023	AFS		1/31/2018	1,200,000.00	563,155.69
887207	FED - FEDERAL RESERVE BANK	MB4	5.00000	NR	5.54	535,215.44	557,490.83
31395HVW9	FHL2896 BZ	11/15/2034	AFS		1/31/2018	200,000.00	221,730.99
856892	FED - FEDERAL RESERVE BANK	MB4	5.00000	NR	16.90	204,410.43	214,790.27
38374F2L7	GNM04024 ZM	04/20/2034	AFS		1/31/2018	700,000.00	694,138.34
844136	FED - FEDERAL RESERVE BANK	MB4	5.00000	NR	16.23	628,723.39	688,088.52
17	Total Pledged: J7BM - COOKE COUNTY					16,500,000.00	13,939,542.02
						13,342,997.56	13,680,679.39

This report reflects information submitted to us by the customer. It is not intended to be used as the official record of safekeeping location and/or pledged holdings. This information should be provided by the customer's safekeeper.



PROSPERITY BANK

EL CAMPO, TX

### Pledge Security Listing

January 31, 2018



A Division of Hilltop Securities

ID	CUSTP	Description	Safetkeeping Location	Safetkeeping Receipt	Coupon	Maturity Date	Call Date	Moody	S&P	Fitch	ASC 320	Face Amount	Current Par	Current Book Value	Market Value	Gain(Loss)
COOKE COUNTY																
2047	3128MNA1	PHLMC G12885	PHLB	x	5.00	06/01/2021		AAA	AA+	AAA	HTM	157,950	3,910.00	3,910.00	4,013.71	103.71
2107	31410G5S8	PHMA 889257	PHLB	x	5.00	04/01/2021		AAA	AA+	AAA	HTM	105,405	2,348.55	2,348.55	2,409.42	60.87
3643	3128MNX4	PHLMC G18469	PHLB		2.00	06/01/2028		AAA	AA+	AAA	HTM	212,158	112,743.06	114,046.97	109,800.44	(4,246.53)
Total for COOKE COUNTY												475,513	120,001.61	120,305.52	116,223.57	(4,081.95)



A Division of Hilltop Securities

Although the information in this report has been obtained from sources believed to be reliable, its accuracy cannot be guaranteed.

Inventory | Pledge Entry | v1.2

C.D. INVESTMENTS

-----

LANDMARK BANK

January 2018

<u>C.D.#</u>	<u>PURCHASE DATE</u>	<u>AMOUNT</u>	<u>MAT. DATE</u>
GEN/4170806691	May 26, 2017	500,000.00	May 26, 2018
GEN/4170806709	May 26, 2017	500,000.00	May 26, 2018
Library – Liddell 6451	Jan 17, 2017	7,500.00	Jan 17, 2019
Library – Liddell 6469	Jan 17, 2017	7,500.00	Jan 17, 2019
Library _ Rosenstein 5099	Sept 12, 2017	11,000.00	Dec 12, 2020
Library – Rosenstein 5198	Dec 16, 2017	8,000.00	Mar 16, 2021

INT. EARNED MONTHLY:

2-Gen CD's @ 1.24%  
2-Liddell CD's @ .80%  
2-Rosenstein CD's @ 1.05%

Interest is deposited into the Treasurer's Fund. The 2 Gen CDs' interest is deposited monthly, and the 4 Library's CDs' interest is deposited quarterly.

PROSPERITY BANK

GEN/14401708	Sept 17, 2017	250,000.00	Sept 17, 2019
--------------	---------------	------------	---------------

INT. EARNED MONTHLY:

Gen CD @ .90%

Interest accrues monthly and is deposited monthly with depository bank into the Treasurer's Fund.

C.D. INVESTMENTS

-----

THE FIRST STATE BANK

January 2018

<u>C.D.#</u>	<u>PURCHASE DATE</u>	<u>AMOUNT</u>	<u>MAT. DATE</u>
GEN/71445	Sept 17, 2017	250,000.00	Sept 17, 2019

INT. EARNED MONTHLY:

Gen CD @ .90%

Interest accrues monthly and is deposited monthly with depository bank into the Treasurer's Fund.

MUENSTER STATE BANK

GEN/2129	Sept 17, 2017	250,000.00	Sept 17, 2019
----------	---------------	------------	---------------

INT. EARNED MONTHLY:

Gen CD @ .90%

Interest accrues monthly and is deposited monthly with depository bank into the Treasurer's Fund.

INVESTMENTS-LOGIC  
 PATTY BRENNAN, COOKE COUNTY TREASURER  
 JANUARY 2018

ACCT NAME	BALANCE FORWARD	DEPOSITS	WITH-DRAWALS	CURRENT INTEREST	ENDING BALANCE
GENERAL	\$ 2,017,389.23	\$ -	\$ -	\$ 2,608.45	\$ 2,019,997.68
R & B -1	\$ 352,272.30	\$ -	\$ -	\$ 455.48	\$ 352,727.78
R & B -2	\$ 201,593.69	\$ -	\$ -	\$ 260.64	\$ 201,854.33
R & B -3	\$ 201,593.69	\$ -	\$ -	\$ 260.64	\$ 201,854.33
R & B -4	\$ 201,593.69	\$ -	\$ -	\$ 260.64	\$ 201,854.33
FM & L	\$ 100,796.81	\$ -	\$ -	\$ 130.33	\$ 100,927.14
ADULT PROBATION	\$ 151,023.03	\$ -	\$ -	\$ 195.28	\$ 151,218.31
PERM IMP	\$ 305,500.85	\$ -	\$ -	\$ 395.00	\$ 305,895.85
LAW LIBRARY	\$ 25,113.10	\$ -	\$ -	\$ 32.48	\$ 25,145.58
COURTHOUSE SECURITY	\$ 50,398.45	\$ -	\$ -	\$ 65.17	\$ 50,463.62
RECORDS MANAGEMENT	\$ 151,195.27	\$ -	\$ -	\$ 195.48	\$ 151,390.75
RECORDS PRESERVATION	\$ 25,199.13	\$ -	\$ -	\$ 32.59	\$ 25,231.72
ARCHIVE FEES	\$ 25,113.10	\$ -	\$ -	\$ 32.48	\$ 25,145.58
DIST ATTY FORFEITURE	\$ 25,113.10	\$ -	\$ -	\$ 32.48	\$ 25,145.58
SHERIFF FOREITURE	\$ 25,113.10	\$ -	\$ -	\$ 32.48	\$ 25,145.58
2012 GO REFUNDING	\$ 277,262.56	\$ -	\$ -	\$ 358.48	\$ 277,621.04
TOTAL: TREAS FUND	<u>\$ 4,136,271.10</u>	<u>\$ -</u>	<u>\$ -</u>	<u>\$ 5,348.10</u>	<u>\$ 4,141,619.20</u>
YEAR - TO - DATE INTEREST	BAL FORWARD \$ 13,575.73	CURRENT INT. \$ 5,348.10	BALANCE \$ 18,923.83		
AVG. YIELD FOR JANUARY 2018	1.52%	MKT VALUE PER SHARE \$	1.00		

INVESTMENTS-TEX STAR  
 PATTY BRENNAN, COOKE COUNTY TREASURER  
 JANUARY 2018

ACCT NAME	BALANCE FORWARD	DEPOSITS	WITH-DRAWALS	CURRENT INTEREST	ENDING BALANCE
GENERAL	\$ 5,511,630.00	\$ 2,000,000.00	\$ -	\$ 6,960.06	\$ 7,518,590.06
R & B -1	\$ 700,923.94	\$ 300,000.00	\$ -	\$ 789.46	\$ 1,001,713.40
R & B -2	\$ 348,340.50	\$ 100,000.00	\$ -	\$ 388.83	\$ 448,729.33
R & B -3	\$ 449,748.50	\$ 150,000.00	\$ 200,000.00	\$ 312.64	\$ 400,061.14
R & B -4	\$ 516,002.01	\$ 200,000.00	\$ -	\$ 579.69	\$ 716,581.70
FM & L	\$ 252,947.48	\$ 75,000.00	\$ -	\$ 340.84	\$ 328,288.32
ADULT PROBATION	\$ 181,666.63	\$ 50,000.00	\$ -	\$ 202.63	\$ 231,869.26
PERM IMP	\$ 572,493.07	\$ 500,000.00	\$ -	\$ 663.16	\$ 1,073,156.23
CC LIBRARY	\$ 25,192.18	\$ -	\$ -	\$ 27.60	\$ 25,219.78
JP- CH SECURITY	\$ 10,106.76	\$ -	\$ -	\$ 11.08	\$ 10,117.84
COURTHOUSE SECURITY	\$ 45,439.52	\$ -	\$ -	\$ 49.78	\$ 45,489.30
RECORDS MANAGEMENT	\$ 25,192.18	\$ -	\$ -	\$ 27.60	\$ 25,219.78
RECORDS PRESERVATION	\$ 30,445.73	\$ 25,000.00	\$ -	\$ 54.59	\$ 55,500.32
ARCHIVE FEES	\$ 25,196.50	\$ -	\$ -	\$ 27.60	\$ 25,224.10
2012 GO REFUNDING	\$ 177,196.88	\$ -	\$ -	\$ 194.17	\$ 177,391.05
STATE FEES	\$ 5,183.80	\$ -	\$ -	\$ 5.66	\$ 5,189.46
DIST ATTY FORFEITURE	\$ 25,093.57	\$ -	\$ -	\$ 27.52	\$ 25,121.09
SHERIFF FORFEITURE	\$ 25,093.57	\$ -	\$ -	\$ 27.52	\$ 25,121.09
TOTAL: TREAS FUND	<u>\$ 8,927,892.82</u>	<u>\$ 3,400,000.00</u>	<u>\$ 200,000.00</u>	<u>\$ 10,690.43</u>	<u>\$ 12,138,583.25</u>
YEAR - TO - DATE INTEREST	BAL FORWARD	CURRENT INT.	BALANCE		
	\$ 24,310.22	\$ 10,690.43	\$ 35,000.65		
AVG. YEILD FOR JANUARY 2018	1.29%	MKT VALUE PER SHARE	\$ 1.00		



**INVESTMENTS-TEXPOOL**  
**PATTY BRENNAN, COOKE COUNTY TREASURER**  
**JANUARY 2018**

ACCT NAME	BALANCE		DEPOSITS	WITH-		CURRENT INTEREST	ENDING BALANCE
	FORWARD			DRAWALS			
GENERAL	\$ 5,529,879.67	\$ 2,000,000.00	\$ -	\$ -	\$ 7,030.61	\$ 7,536,910.28	
R & B -1	\$ 1,015,487.21	\$ -	\$ -	\$ -	\$ 1,120.27	\$ 1,016,607.48	
R & B -2	\$ 313,124.64	\$ 150,000.00	\$ -	\$ -	\$ 356.33	\$ 463,480.97	
R & B -3	\$ 541,287.37	\$ 50,000.00	\$ -	\$ 200,000.00	\$ 408.09	\$ 391,695.46	
R & B -4	\$ 516,263.87	\$ 200,000.00	\$ -	\$ -	\$ 584.02	\$ 716,847.89	
FM & L	\$ 320,307.93	\$ -	\$ -	\$ -	\$ 353.38	\$ 320,661.31	
STATE FUNDS	\$ 8,160.66	\$ -	\$ -	\$ -	\$ 9.00	\$ 8,169.66	
TJPC	\$ 2,565.07	\$ 20,000.00	\$ -	\$ -	\$ 4.25	\$ 22,569.32	
DIST CLK PRESERVATION	\$ 10,150.34	\$ -	\$ -	\$ -	\$ 11.23	\$ 10,161.57	
COUNTY/DIST TECH	\$ 1,539.57	\$ -	\$ -	\$ -	\$ 1.71	\$ 1,541.28	
ADULT PROB	\$ 176,227.04	\$ 50,000.00	\$ -	\$ -	\$ 198.05	\$ 226,425.09	
JUV-ISP	\$ 4,859.40	\$ -	\$ -	\$ -	\$ 5.35	\$ 4,864.75	
COURT REP	\$ 42,782.31	\$ -	\$ -	\$ -	\$ 47.21	\$ 42,829.52	
PERM IMP	\$ 557,083.84	\$ 500,000.00	\$ -	\$ -	\$ 807.84	\$ 1,057,891.68	
LAW ENFORCEMENT ED	\$ 10,148.25	\$ -	\$ -	\$ -	\$ 11.23	\$ 10,159.48	
JP-CH SECURITY	\$ 5,094.74	\$ -	\$ -	\$ -	\$ 5.59	\$ 5,100.33	
DIST CLK RECORDS MGMT	\$ 15,228.65	\$ -	\$ -	\$ -	\$ 16.82	\$ 15,245.47	
DIST CLK ARCHIVE	\$ 4,060.75	\$ -	\$ -	\$ -	\$ 4.50	\$ 4,065.25	
COUNTY ATTY CHECK COLLECT	\$ 4,575.87	\$ -	\$ -	\$ -	\$ 5.04	\$ 4,580.91	
JUV PROB-IVE	\$ 1,068.12	\$ -	\$ -	\$ -	\$ 1.24	\$ 1,069.36	
LAW LIBRARY	\$ 82,650.13	\$ -	\$ -	\$ -	\$ 91.19	\$ 82,741.32	
JP TECH	\$ 17,057.89	\$ -	\$ -	\$ -	\$ 18.83	\$ 17,076.72	
CH SECURITY	\$ 133,686.77	\$ -	\$ -	\$ -	\$ 147.51	\$ 133,834.28	
REC MGMT	\$ 117,303.70	\$ -	\$ -	\$ -	\$ 129.38	\$ 117,433.08	
REC PRESV	\$ 34,615.91	\$ 25,000.00	\$ -	\$ -	\$ 59.64	\$ 59,675.55	
LIBRARY	\$ 22,473.22	\$ -	\$ -	\$ -	\$ 24.79	\$ 22,498.01	
ARCHIVE	\$ 55,259.76	\$ -	\$ -	\$ -	\$ 60.93	\$ 55,320.69	
DIST ATTY FORFEITURE	\$ 30,496.62	\$ -	\$ -	\$ -	\$ 33.63	\$ 30,530.25	
SHERIFF FORFEITURE	\$ 38,058.37	\$ -	\$ -	\$ -	\$ 42.04	\$ 38,100.41	

INVESTMENTS-TEXPOOL  
 PATTY BRENNAN, COOKE COUNTY TREASURER  
 JANUARY 2018

ACCT NAME	BALANCE FORWARD	DEPOSITS	WITH- DRAWALS	CURRENT INTEREST	ENDING BALANCE
JAIL COMMISSARY	\$ 79,105.75	\$ -	\$ -	\$ 87.29	\$ 79,193.04
2004 GO-REFUNDING	\$ 187,639.11	\$ -	\$ -	\$ 206.97	\$ 187,846.08
TOTAL: TREAS FUND	<u>\$ 9,878,242.53</u>	<u>\$ 2,995,000.00</u>	<u>\$ 200,000.00</u>	<u>\$ 11,883.96</u>	<u>\$ 12,685,126.49</u>
YEAR - TO - DATE INTEREST	BAL FORWARD	CURRENT INT.	BALANCE		
	\$ 26,341.61	\$ 11,883.96	\$ 38,225.57		
AVG. YIELD FOR JANUARY 2018		1.30%	MKT VALUE PER SHARE \$		1.00

Cooke County

Attn: Patty Brennan  
101 S. Dixon Street  
Gainesville, TX 76240

## Depositor Statement

January 1, 2018 - January 31, 2018

Account #: 104791304900

### Account at-a-Glance

Beginning Balance	2,001,664.41
+ Net Deposits	0.00
+ Net Accrued Interest <sup>2</sup>	1,955.06
Ending Balance	2,003,619.47
Days In Period <sup>4</sup>	31
Average Daily Balance <sup>5</sup>	2,001,664.41
Net APY This Period <sup>6</sup>	1.15%
Available Balance <sup>7</sup>	2,001,664.41

### Depositor Information

Website: [www.ficaaccount.com](http://www.ficaaccount.com)  
Support Center: (866) 343-5516

### Account Transactions

Description	Date	Amount(USD\$)
No transactions in this period		

### Insured Depository Detail

Depository Bank	FDIC Cert#	Balance(USD\$)
American Trust & Savings Bank	13150	1,150.56
Banc of California, National Association	35498	18,606.02
Bank of Hope	26610	3,903.31
Bank of New England	24540	186,668.13
Bank of the Ozarks	110	103,982.89
BankUnited National Association	58979	6,983.84
Bar Harbor Bank & Trust	11971	51,267.92
BofI Federal Bank	35546	32,580.42
CIT Bank, National Association	58978	3,368.96
Capital Bank National Association	35278	7,571.32
Centennial Bank	11241	1,217.76
Chemical Bank	1003	38,023.49
CVista Bank	12982	2,877.10
Citizens National Bank of Bluffton	6531	1,226.09
ConnectOne Bank	57919	6,063.68
Covenant Bank	58502	2,176.34
First Bank	58481	78,492.38
First Community Financial Bank	58769	1,150.94
First Internet Bank of Indiana	34607	11,875.34

**Cooke County**

Attn: Patty Brennan  
101 S. Dixon Street  
Gainesville, TX 76240

**Depositor Statement**

January 1, 2018 - January 31, 2018

Account #: 104791304900

Depository Bank	FDIC Cert#	Balance(USD\$)
First Merchants Bank National Association	4365	4,685.16
First National Bank of Long Island	7072	35,609.33
First Virginia Community Bank	58696	2,032.52
Fortis Private Bank	34401	21,299.99
Franklin Synergy Bank	58714	54,232.96
Great Western Bank	15289	247,824.92
Guaranty Bank	28670	11,887.39
Happy State Bank	10359	30,083.19
Hardin County Bank	20993	1,011.36
IBERIABANK	28100	182,265.32
Inland Bank and Trust	22444	5,093.52
MainStreet Bank	57742	26,483.60
Merchants Bank of Indiana	8056	242,259.59
Meridian Bank	57777	3,344.88
Midland States Bank	1040	35,470.68
Mutual Federal Savings Bank of Plymouth	29755	1,585.20
NexBank SSB	29209	150,201.50
Optima Bank & Trust Company	58699	13,199.87
Pacific Mercantile Bank	34940	25,771.38
Progress Bank and Trust	58719	3,661.38
Provident Bank	90141	20,855.73
ServisFirst Bank	57993	26,304.89
SmartBank	58463	52,468.64
Southern States Bank	58558	17,090.61
Southwest Bank	18812	26,506.93
Texas Capital Bank National Association	34383	74,859.37
Third Coast Bank SSB	58716	4,705.54
United Bank	22858	8,456.22
Washington Trust Company of Westerly	23623	1,030.30
WashingtonFirst Bank	57696	112,195.95
Aggregate Net Accrued Interest <sup>3</sup>		1,955.06

**Total** 2,003,619.47

**Disclosure Information**

- 1 The Federally Insured Cash Account (FICA) is not a member of the Federal Deposit Insurance Corporation (FDIC), but the banks in which the money is deposited are FDIC members. The FDIC is an independent agency of the U.S. government that protects the funds depositors place in FDIC insured institutions. FDIC deposit insurance is backed by the full faith and credit of the U.S. government.
- 2 Net Accrued Interest is the estimated amount of the accrued interest earned for the current month less any FICA Fee with respect to such interest. Net Accrued Interest cannot be withdrawn from the account until it is credited to the account. There is no guarantee that the account holder will receive the full amount as stated. Refer to the U.S. Bank Custodial Statement, provided via [fcaaccount.com](http://fcaaccount.com), for further details regarding interest earned and fees charged. Net Accrued Interest is for informational purposes only.
- 3 Aggregate Net Accrued Interest is the sum of the current month's Net Accrued Interest and any prior period Net Accrued Interest not yet paid.
- 4 Days In Period ("DIP") is the number of days in the period beginning on, and including the later of, the first day of the month or the business day an initial deposit is received by the FICA Custodian if received on or before 12:00PM EST or the business day immediately following if received after 12:00PM EST, and ending on, and including, the last day of the month. DIP does not include any date on which the balance is zero.
- 5 Average Daily Balance is the sum of the beginning balance plus any deposits less any withdrawals averaged across number of days in Days In Period.
- 6 Net APY This Period is the annualized yield that reflects the relationship between the net interest received plus any Net Accrued Interest and the Average Daily Balance for the statement period.
- 7 Available Balance reflects the amount that can be withdrawn as of the date of the statement. This balance is the Ending Balance less the Aggregate Net Accrued Interest amount.

COMBINED STATEMENT OF CASH POSITION FOR JANUARY

FUND NAME	CHECKING ACCOUNT	CHECKING AMOUNT	TDOA ACCOUNT	TDOA AMOUNT	FUND TOTAL
2018 001 GENERAL	TREAS FUND	4,907,662.20	TEXPOOL LOGIC TEXSTAR STONE CERT DEPOS	7,536,910.28 2,019,997.68 7,518,590.06 2,003,619.47 1,750,000.00	25,736,779.69
2018 011 ROAD & BRIDGE 1	TREAS FUND	732,886.98	TEXPOOL LOGIC TEXSTAR STONE	1,016,607.48 352,727.78 1,001,713.40	3,103,935.64
2018 012 ROAD & BRIDGE 2	TREAS FUND	674,237.89	TEXPOOL LOGIC TEXSTAR	463,480.97 201,854.33 448,729.33	1,788,302.52
2018 013 ROAD & BRIDGE 3	TREAS FUND	603,822.23	TEXPOOL LOGIC TEXSTAR	391,695.46 201,854.33 400,061.14	1,597,433.16
2018 014 ROAD & BRIDGE 4	TREAS FUND	755,726.17	TEXPOOL LOGIC TEXSTAR	716,847.89 201,854.33 716,581.70	2,391,010.09
2018 018 CERTZ TIF	TREAS FUND		TEXPOOL LOGIC		
2018 019 FM & LATERAL	TREAS FUND	22,941.23	TEXPOOL LOGIC TEXSTAR	320,661.31 100,927.14 328,288.32	772,818.00
2018 020 TUPC	TREAS FUND	48,747.19	TEXPOOL LOGIC TEXSTAR	22,569.32	71,316.51
2018 021 JUVENILE PROB-ISP	TREAS FUND	7,272.22	TEXPOOL LOGIC TEXSTAR	4,864.75	12,136.97
2018 022 JUVENILE PROBATION	TREAS FUND	12,398.37	TEXPOOL LOGIC TEXSTAR	1,069.36	12,398.37
2018 023 JUVENILE PROB. IV-E	TREAS FUND	6,635.58	TEXPOOL LOGIC TEXSTAR	226,425.09 151,218.31 231,869.26	7,704.94
2018 028 ADULT PROBATION	TREAS FUND	124,313.60	TEXPOOL LOGIC	226,425.09 151,218.31 231,869.26	733,826.26
2018 029 COMMUNITY CORRECTIONS	TREAS FUND	7,380.79	TEXPOOL LOGIC		7,380.79
2018 031 CONTRACT ELECTIONS	TREAS FUND	3,867.76	TEXPOOL LOGIC		3,867.76
2018 032 DISTRICT CLERK PRESERVATION	TREAS FUND	21,122.19	TEXPOOL LOGIC	10,161.57	

FUND NAME	CHECKING ACCOUNT	CHECKING AMOUNT	TDOA ACCOUNT	TDOA AMOUNT	FUND TOTAL
2018 033 COUNTY/DISTRICT TECHNOLOGY	FTREAS FUND	2,337.88	TEXPOOL LOGIC TEXSTAR	1,541.28	3,879.16
2018 034 COURT REPORTER	TREAS FUND	4,442.91	TEXPOOL LOGIC TEXSTAR	42,829.52	47,272.43
2018 035 PERMANENT IMPROVEMENT	TREAS FUND	920,187.93	TEXPOOL LOGIC TEXSTAR STONE	1,057,891.68 305,895.85 1,073,156.23	3,357,131.69
2018 037 LAW ENFORCEMENT ED	TREAS FUND	5,101.85	TEXPOOL LOGIC TEXSTAR	10,159.48	15,261.33
2018 038 JP TECH	TREAS FUND	19,883.08	TEXPOOL LOGIC TEXSTAR	17,076.72	36,959.80
2018 040 LAW LIBRARY	TREAS FUND	31,732.22	TEXPOOL LOGIC TEXSTAR	82,741.32 25,145.58	139,619.12
2018 041 CC LIBRARY FUND	TREAS FUND	18,447.31	TEXPOOL LOGIC TEXSTAR	22,498.01 25,219.78	66,165.10 4,209.48
2018 042 CC HISTORICAL COMM.	TREAS FUND	4,209.48	TEXPOOL LOGIC TEXSTAR	5,100.33 10,117.84	18,430.92
2018 043 JP COURTHOUSE SECURITY	TREAS FUND	3,212.75	TEXPOOL LOGIC TEXSTAR	133,834.28 50,463.62 45,489.30	258,542.40
2018 044 COURTHOUSE SECURITY	TREAS FUND	38,755.20	TEXPOOL LOGIC		
2018 045 FLOOD DAMAGE	TREAS FUND		TEXPOOL LOGIC		
2018 046 CHAPTER 19	TREAS FUND		TEXPOOL		
2018 047 CC RECORDS MANAGEMENT	TREAS FUND	1,927.38	TEXPOOL LOGIC TEXSTAR	117,433.08 131,390.75 25,219.78	329,398.66
2018 048 COUNTY RECORDS MANAGEMENT	TREAS FUND	35,355.05	TEXPOOL LOGIC TEXSTAR	59,675.55 25,231.72 55,500.32	169,307.71
2018 049 CC RECORDS PRESERVATION	TREAS FUND	28,900.12			

FUND NAME	CHECKING ACCOUNT	CHECKING AMOUNT	TDOA ACCOUNT	TDOA AMOUNT	FUND TOTAL
2018 050 DIST CLERK RECORDS MANAGEMENT	TREAS FUND	22,953.14	TEXPOOL LOGIC TEXSTAR	15,245.47	38,198.61
2018 051 DISTRICT CLERK ARCHIVE	TREAS FUND	21,181.25	TEXPOOL LOGIC TEXSTAR	4,065.25	25,246.50
2018 052 COUNTY CLERK ARCHIVE FEE	TREAS FUND	27,389.41	TEXPOOL LOGIC TEXSTAR	55,320.69 25,145.58 25,224.10	133,079.78
2018 053 CA CHECK COLLECTING	TREAS FUND	1,748.26	TEXPOOL LOGIC TEXSTAR	4,580.91	6,329.17
2018 054 DA CHECK COLLECTING	TREAS FUND	75.34	TEXPOOL		75.34
2018 055 CO ATTY FORFEITURE	TREAS FUND	24,550.80	TEXPOOL LOGIC TEXSTAR	30,530.25 25,145.58 25,121.09	105,347.72
2018 056 DISTRICT ATTY FORFEITURE	TREAS FUND	31,828.00	TEXPOOL		31,828.00
2018 057 D A SEIZURE FUND	TREAS FUND	58,697.71	TEXPOOL LOGIC TEXSTAR	38,100.41 25,145.58 25,121.09	147,064.79
2018 059 JAIL COMMISSARY	TREAS FUND	37,533.32	TEXPOOL LOGIC TEXSTAR	79,193.04	116,726.36
2018 061 2004 GO REFUNDING DEBT SERVITREAS	TREAS FUND	172,661.36-	TEXPOOL LOGIC TEXSTAR	187,846.08 277,621.04 177,391.05	470,196.81
2018 088 STATE FEES	TREAS FUND	41,523.32	TEXPOOL LOGIC TEXSTAR	8,169.66 5,189.46	54,882.44
2018 090 OFFICER'S TRUST	TREAS FUND		TEXPOOL		
2018 091 LIBRARY TRUST - LIDDELL	TREAS FUND	1,388.51	CERT DEPOS	15,000.00	16,388.51
2018 092 LIBRARY TRUST - ROSENSTEIN	TREAS FUND	1,885.91	CERT DEPOS	19,000.00	20,885.91
2018 098 PAYROLL CLEARING	PAYROLL	551,277.48			551,277.48
2018 100 CHILD ABUSE PREVENTION FUND	TREAS FUND	303.81	TEXPOOL		303.81
2018 101 PRETRIAL DIVERSION	TREAS FUND	11,034.00	TEXPOOL		11,034.00
2018 102 HOTEL OCCUPANCY TAX FUND	TREAS FUND	31,336.65	TEXPOOL LOGIC		

COMBINED STATEMENT OF CASH POSITION FOR JANUARY

FUND NAME	CHECKING ACCOUNT	CHECKING AMOUNT	TDOA ACCOUNT	TDOA AMOUNT	FUND TOTAL
			TEXSTAR		31,336.65
TOTAL		9,735,553.11		32,752,948.41	42,488,501.52



CHECK ACCOUNT

ACCOUNT BALANCE - TREAS FUND  
ACCOUNT BALANCE - PAYROLL

TOTAL

CHECK  
9,184,275.63  
551,277.48

9,735,553.11

TDOA ACCOUNT

ACCOUNT BALANCE - TEXPOOL  
ACCOUNT BALANCE - LOGIC  
ACCOUNT BALANCE - TEXSTAR  
ACCOUNT BALANCE - STONE  
ACCOUNT BALANCE - CERT DEPOS

TOTAL

TDOA  
12,685,126.49  
4,141,619.20  
12,138,583.25  
2,003,619.47  
1,784,000.00

32,752,948.41

ACCOUNT NAME	BEGINNING CASH BALANCE	CASH RECEIPTS	CASH DISBURSEMENTS	ENDING CASH BALANCE
<b>2018 001 GENERAL - GENERAL FUND</b>				
CASH - GENERAL FUND	3,527,785.00	5,039,790.97	3,659,913.77-	4,907,662.20
CASH ON HAND	1,969.00	.00	.00	1,969.00
CASH INVESTED-TEXPOOL	5,529,879.67	2,807,030.61	.00	7,536,910.28
CASH INVESTED - LOGIC	2,017,389.23	2,608.45	.00	2,019,997.68
CASH INVESTED - TEXSTAR	5,511,630.00	2,006,960.06	.00	7,518,590.06
CASH INVESTED - STONE CASTLE	2,001,664.41	1,955.06	.00	2,003,619.47
T-BILLS - INVESTMENTS	.00	.00	.00	.00
CASH INVESTMENT-CD	1,750,000.00	.00	.00	1,750,000.00
FUND TOTALS	20,340,317.31	9,058,345.15	3,659,913.77-	25,738,748.69
<b>2018 011 ROAD &amp; BRIDGE 1</b>				
CASH - ROAD & BRIDGE # 1	301,935.74	489,809.06	58,857.82-	732,886.98
CASH INVESTED	1,015,487.21	1,120.27	.00	1,016,607.48
CASH INVESTED - LOGIC	352,272.30	455.48	.00	352,727.78
CASH INVESTED - TEXSTAR	700,923.94	300,789.46	.00	1,001,713.40
STONE CASTLE	.00	.00	.00	.00
T-BILL INVESTMENTS	.00	.00	.00	.00
FUND TOTALS	2,370,619.19	792,174.27	58,857.82-	3,103,935.64
<b>2018 012 ROAD &amp; BRIDGE 2</b>				
CASH - ROAD & BRIDGE # 2	329,519.78	420,798.91	76,080.80-	674,237.89
CASH INVESTED	313,124.64	150,356.33	.00	463,480.97
CASH INVESTED - LOGIC	201,593.69	260.64	.00	201,854.33
CASH INVESTED - TEXSTAR	348,340.50	100,388.83	.00	448,729.33
T-BILL INVESTMENTS	.00	.00	.00	.00
FUND TOTALS	1,192,578.61	671,804.71	76,080.80-	1,788,303.52
<b>2018 013 ROAD &amp; BRIDGE 3</b>				
CASH - ROAD & BRIDGE # 3	702,732.76	820,742.51	919,653.04-	603,822.23
CASH INVESTED	541,287.37	50,408.09	200,000.00-	391,695.46
CASH INVESTED - LOGIC	201,593.69	260.64	.00	201,854.33
CASH INVESTED - TEXSTAR	449,748.50	150,312.64	200,000.00-	400,061.14
T-BILL INVESTMENTS	.00	.00	.00	.00
FUND TOTALS	1,895,362.32	1,021,723.88	1,319,653.04-	1,597,433.16
<b>2018 014 ROAD &amp; BRIDGE 4</b>				
CASH - ROAD & BRIDGE # 4	404,696.71	420,936.21	69,906.75-	755,726.17
CASH INVESTED - TEXPOOL	516,263.87	200,584.02	.00	716,847.89
CASH INVESTED - LOGIC	201,593.69	260.64	.00	201,854.33
CASH INVESTED - TEXSTAR	516,002.01	200,579.69	.00	716,581.70
T-BILL INVESTMENTS	.00	.00	.00	.00
FUND TOTALS	1,638,556.28	822,360.56	69,906.75-	2,391,010.09
<b>2018 018 CERTZ TIF</b>				
CASH - CERTZ TIF	.00	.00	.00	.00
CASH INVESTED	.00	.00	.00	.00
CASH INVESTED - LOGIC	.00	.00	.00	.00
T-BILL INVESTMENT	.00	.00	.00	.00
FUND TOTALS	.00	.00	.00	.00
<b>2018 019 PM &amp; LATERAL</b>				
CASH - PM & LATERAL	96,561.07	1,380.21	75,000.05-	22,941.23
CASH INVESTED	320,307.93	353.38	.00	320,661.31
CASH INVESTED - LOGIC	100,796.81	130.33	.00	100,927.14
CASH INVESTED - TEXSTAR	252,947.48	75,340.84	.00	328,288.32

ACCOUNT NAME	BEGINNING CASH BALANCE	CASH RECEIPTS	CASH DISBURSEMENTS	ENDING CASH BALANCE
2018 020 TIPC - T.J.P.C.	46,866.23	25,700.47	23,819.51	48,747.19
CASH INVESTED	2,565.07	20,004.25	.00	22,569.32
CASH INVESTED - LOGIC	.00	.00	.00	.00
CASH INVESTED - TEXTSTAR	.00	.00	.00	.00
FUND TOTALS	49,431.30	45,704.72	23,819.51	71,316.51
2018 021 JUVENILE PROB-ISP	7,265.99	6.23	.00	7,272.22
CASH - JUVENILE PROBATION INVESTMENTS	4,859.40	5.35	.00	4,864.75
CASH INVESTED - LOGIC	.00	.00	.00	.00
CASH INVESTED - TEXTSTAR	.00	.00	.00	.00
FUND TOTALS	12,125.39	11.58	.00	12,136.97
2018 022 JUVENILE PROBATION	12,237.87	160.50	.00	12,398.37
CASH - JUV. PROB. DIV INVESTMENTS	12,237.87	160.50	.00	12,398.37
FUND TOTALS	12,237.87	160.50	.00	12,398.37
2018 023 JUVENILE PROB. IV-E	6,629.90	5.68	.00	6,635.58
CASH - IV-E	6,629.90	5.68	.00	6,635.58
CASH INVESTED	1,068.12	1.24	.00	1,069.36
CASH INVESTED - LOGIC	.00	.00	.00	.00
CASH INVESTED - TEXTSTAR	.00	.00	.00	.00
FUND TOTALS	7,698.02	6.92	.00	7,704.94
2018 028 ADULT PROBATION	114,141.59	36,847.89	26,675.88	124,313.60
CASH - ADULT PROBATION CASH ON HAND	75.00	.00	.00	75.00
CASH INVESTED - TEXPOOL	176,227.04	50,198.05	.00	226,425.09
CASH INVESTED - LOGIC	151,023.03	195.28	.00	151,218.31
CASH INVESTED - TEXTSTAR	181,666.63	50,202.63	.00	231,869.26
FUND TOTALS	623,133.29	137,443.85	26,675.88	733,901.26
2018 029 COMMUNITY CORRECTIONS	12,124.47	.00	4,743.68	7,380.79
CASH - COMMUNITY CORRECTI INVESTMENTS	.00	.00	.00	.00
CASH INVESTED - LOGIC	12,124.47	.00	4,743.68	7,380.79
FUND TOTALS	12,124.47	.00	4,743.68	7,380.79
2018 031 CONTRACT ELECTIONS	3,864.45	3.31	.00	3,867.76
CASH - CONTRACT ELECTIONS	3,864.45	3.31	.00	3,867.76
CASH INVESTED - TEXPOOL	.00	.00	.00	.00
CASH INVESTED - LOGIC	.00	.00	.00	.00
FUND TOTALS	3,864.45	3.31	.00	3,867.76
2018 032 DISTRICT CLERK PRESERVATION	21,767.07	438.18	1,083.06	21,122.19
CASH - DISTRICT CLERK PRESVATI INVESTMENTS	10,150.34	11.23	.00	10,161.57
CASH INVESTED - LOGIC	.00	.00	.00	.00
CASH INVESTED - TEXTSTAR	.00	.00	.00	.00
FUND TOTALS	31,917.41	449.41	1,083.06	31,283.76
2018 033 COUNTY/DISTRICT TECHNOLOGY FUN	2,067.74	270.14	.00	2,337.88
CASH - COUNTY/DISTRICT TECH	2,067.74	270.14	.00	2,337.88

ACCOUNT NAME	BEGINNING CASH BALANCE	CASH RECEIPTS	CASH DISBURSEMENTS	ENDING CASH BALANCE
INVESTMENTS	1,539.57	1.71	.00	1,541.28
CASH INVESTED - LOGIC	.00	.00	.00	.00
CASH INVESTED - TEXSTAR	.00	.00	.00	.00
FUND TOTALS	3,607.31	271.85	.00	3,879.16

ACCOUNT NAME	BEGINNING CASH BALANCE	CASH RECEIPTS	CASH DISBURSEMENTS	ENDING CASH BALANCE
CASH - COURT REPORTER INVESTMENTS	4,550.36	573.51	680.96	4,442.91
CASH INVESTED - LOGIC	42,782.31	47.21	.00	42,829.52
CASH INVESTED - TEXSTAR	.00	.00	.00	.00
FUND TOTALS	47,332.67	620.72	680.96	47,272.43

ACCOUNT NAME	BEGINNING CASH BALANCE	CASH RECEIPTS	CASH DISBURSEMENTS	ENDING CASH BALANCE
CASH - PERMANENT IMPROVEMENT	886,246.62	233,944.77	200,003.46	920,187.93
CASH INVESTED	557,083.84	500,807.84	.00	1,057,891.68
CASH INVESTED - LOGIC	305,500.85	395.00	.00	305,895.85
CASH INVESTED - TEXSTAR	572,493.07	500,663.16	.00	1,073,156.23
STONE CASTLE T-BILL INVESTMENTS	.00	.00	.00	.00
FUND TOTALS	2,321,324.38	1,235,810.77	200,003.46	3,357,131.69

ACCOUNT NAME	BEGINNING CASH BALANCE	CASH RECEIPTS	CASH DISBURSEMENTS	ENDING CASH BALANCE
CASH - LAW ENFORCEMENT ED	5,941.35	4.50	844.00	5,101.85
CASH INVESTED	10,148.25	11.23	.00	10,159.48
CASH INVESTED - LOGIC	.00	.00	.00	.00
CASH INVESTED - TEXSTAR	.00	.00	.00	.00
FUND TOTALS	16,089.60	15.73	844.00	15,261.33

ACCOUNT NAME	BEGINNING CASH BALANCE	CASH RECEIPTS	CASH DISBURSEMENTS	ENDING CASH BALANCE
CASH - J P TECH FUND INVESTMENTS	18,824.97	1,568.43	510.32	19,883.08
CASH INVESTED	17,057.89	18.83	.00	17,076.72
CASH INVESTED - LOGIC	.00	.00	.00	.00
CASH INVESTED - TEXSTAR	.00	.00	.00	.00
FUND TOTALS	35,882.86	1,587.26	510.32	36,959.80

ACCOUNT NAME	BEGINNING CASH BALANCE	CASH RECEIPTS	CASH DISBURSEMENTS	ENDING CASH BALANCE
CASH - LAW LIBRARY	31,149.14	1,021.71	438.63	31,732.22
CASH INVESTED	82,650.13	91.19	.00	82,741.32
CASH INVESTED - LOGIC	25,113.10	32.48	.00	25,145.58
CASH INVESTED - TEXSTAR	.00	.00	.00	.00
FUND TOTALS	138,912.37	1,145.38	438.63	139,619.12

ACCOUNT NAME	BEGINNING CASH BALANCE	CASH RECEIPTS	CASH DISBURSEMENTS	ENDING CASH BALANCE
CASH - COOKE COUNTY LIBRA	17,353.87	1,404.43	310.99	18,447.31
CASH INVESTED	22,473.22	24.79	.00	22,498.01
CASH INVESTED - LOGIC	.00	.00	.00	.00
CASH INVESTED - TEXSTAR	25,192.18	27.60	.00	25,219.78
T-BILL INVESTMENTS	.00	.00	.00	.00
FUND TOTALS	65,019.27	1,456.82	310.99	66,165.10

ACCOUNT NAME	BEGINNING CASH BALANCE	CASH RECEIPTS	CASH DISBURSEMENTS	ENDING CASH BALANCE
CASH - COOKE CO. HISTORIC	4,205.88	3.60	.00	4,209.48
FUND TOTALS	4,205.88	3.60	.00	4,209.48

ACCOUNT NAME	BEGINNING CASH BALANCE	CASH RECEIPTS	CASH DISBURSEMENTS	ENDING CASH BALANCE
CASH - JP COURTHOUSE SECURITY	2,823.20	389.55	.00	3,212.75
CASH INVESTED	5,094.74	5.59	.00	5,100.33

ACCOUNT NAME	BEGINNING CASH BALANCE	CASH RECEIPTS	CASH DISBURSEMENTS	ENDING CASH BALANCE
2018 044 COURTHOUSE SECURITY				
CASH INVESTED - LOGIC	10,106.76	11.08	.00	10,117.84
CASH INVESTED - TEXSTAR	18,024.70	406.22	.00	18,430.92
FUND TOTALS				

2018 045 FLOOD DAMAGE				
CASH INVESTED - FLOOD DAMAGE	36,288.26	2,466.94	.00	38,755.20
CASH INVESTED - TEXPOOL	133,686.77	147.51	.00	133,834.28
CASH INVESTED - LOGIC	50,398.45	65.17	.00	50,463.62
CASH INVESTED - TEXSTAR	45,439.52	49.78	.00	45,489.30
FUND TOTALS	265,813.00	2,729.40	.00	268,542.40

2018 046 CHAPTER 19				
CASH - CHAPTER 19	.00	.00	.00	.00
INVESTMENTS	.00	.00	.00	.00
FUND TOTALS	.00	.00	.00	.00

2018 047 CC RECORDS MANAGEMENT				
CASH - CC RECORDS MANAGEMENT	1,804.05	123.33	.00	1,927.38
INVESTMENTS - TEXPOOL	.00	.00	.00	.00
FUND TOTALS	1,804.05	123.33	.00	1,927.38

2018 048 COUNTY RECORDS MANAGEMENT				
CASH - RECORDS MANAGEMENT	33,381.37	1,973.68	.00	35,355.05
CASH INVESTED - TEXPOOL	117,303.70	129.38	.00	117,433.08
CASH INVESTED - LOGIC	151,195.27	195.48	.00	151,390.75
CASH INVESTED - TEXSTAR	25,192.18	27.60	.00	25,219.78
FUND TOTALS	327,072.52	2,326.14	.00	329,398.66

2018 049 CC RECORDS PRESERVATION				
CASH - RECORDS PRESERVATION	71,047.25	7,852.87	50,000.00	28,900.12
CASH INVESTED - TEXPOOL	34,615.91	25,059.64	.00	59,675.55
CASH INVESTED - LOGIC	25,199.13	32.59	.00	25,231.72
CASH INVESTED - TEXSTAR	30,445.73	25,054.59	.00	35,300.32
FUND TOTALS	161,308.02	57,999.69	50,000.00	169,307.71

2018 050 DIST CLERK RECORDS MANAGEMENT				
CASH - D C RECORDS MANAGEMENT	22,651.46	301.68	.00	22,953.14
CASH INVESTED	15,228.65	16.82	.00	15,245.47
CASH INVESTED - LOGIC	.00	.00	.00	.00
CASH INVESTED - TEXSTAR	.00	.00	.00	.00
FUND TOTALS	37,880.11	318.50	.00	38,198.61

2018 051 DISTRICT CLERK ARCHIVE				
DISTRICT CLERK ARCHIVE	20,808.34	372.91	.00	21,181.25
INVESTMENTS	4,060.75	4.50	.00	4,065.25
CASH INVESTED - LOGIC	.00	.00	.00	.00
CASH INVESTED - TEXSTAR	.00	.00	.00	.00
FUND TOTALS	24,869.09	377.41	.00	25,246.50

2018 052 COUNTY CLERK ARCHIVE FEE				
CASH - RECORDS ARCHIVE	52,823.51	7,405.90	32,840.00	27,389.41

ACCOUNT NAME	BEGINNING CASH BALANCE	CASH RECEIPTS	CASH DISBURSEMENTS	ENDING CASH BALANCE
INVESTMENTS	55,259.76	60.93	.00	55,320.69
CASH INVESTED - LOGIC	25,113.10	32.48	.00	25,145.58
CASH INVESTED - TEXSTAR	25,196.50	27.60	.00	25,224.10
FUND TOTALS	158,392.87	7,526.91	32,840.00	133,079.78

2018 053 CA CHECK COLLECTING

CASH - CHECK COLLECTING &	1,800.26	60.00	112.00	1,748.26
CASH INVESTED	4,575.87	5.04	.00	4,580.91
CASH INVESTED - LOGIC	.00	.00	.00	.00
CASH INVESTED - TEXSTAR	.00	.00	.00	.00
FUND TOTALS	6,376.13	65.04	112.00	6,329.17

2018 054 DA CHECK COLLECTING

CASH - DA CHECK COLLECTING	75.34	.00	.00	75.34
CASH INVESTED	.00	.00	.00	.00
FUND TOTALS	75.34	.00	.00	75.34

2018 055 CO ATTY FORFEITURE

FUND TOTALS	.00	.00	.00	.00
-------------	-----	-----	-----	-----

2018 056 DISTRICT ATTY FORFEITURE

CASH - D.A. FORFEITURE FU	24,529.77	21.03	.00	24,550.80
CASH INVESTED - TEXPOOL	30,496.62	33.63	.00	30,530.25
CASH INVESTED - LOGIC	25,113.10	32.48	.00	25,145.58
CASH INVESTED - TEXSTAR	25,093.57	27.52	.00	25,121.09
FUND TOTALS	105,233.06	114.66	.00	105,347.72

2018 057 D A SEIZURE FUND

CASH - SEIZURE-LAW	27,061.00	4,767.00	.00	31,828.00
INVESTMENTS	.00	.00	.00	.00
FUND TOTALS	27,061.00	4,767.00	.00	31,828.00

2018 058 SHERIFF FORFEITURE

CASH-SHERIFF FORFEITURE	56,449.61	4,595.10	2,347.00	58,697.71
INVESTMENTS	38,058.37	42.04	.00	38,100.41
CASH INVESTED - LOGIC	25,113.10	32.48	.00	25,145.58
CASH INVESTED - TEXSTAR	25,093.57	27.52	.00	25,121.09
FUND TOTALS	144,714.65	4,697.14	2,347.00	147,064.79

2018 059 JAIL COMMISSARY

CASH - JAIL COMMISSARY	37,978.92	32.40	478.00	37,533.32
CASH INVESTED - TEXPOOL	79,105.75	87.29	.00	79,193.04
CASH INVESTED - LOGIC	.00	.00	.00	.00
CASH INVESTED - TEXSTAR	.00	.00	.00	.00
FUND TOTALS	117,084.67	119.69	478.00	116,726.36

2018 061 2004 GO REPUNING DEBT SERVICE

CASH - 2004 GO REPUNING D/S	294,199.12	241,492.19	708,352.67	172,661.36
CASH INVESTED	187,639.11	206.97	.00	187,846.08
CASH INVESTED - LOGIC	277,262.56	358.48	.00	277,621.04
CASH INVESTED - TEXSTAR	177,196.88	194.17	.00	177,391.05
T-BILL INVESTMENTS	.00	.00	.00	.00
FUND TOTALS	936,297.67	242,251.81	708,352.67	470,196.81

2018 088 STATE FEES

CASH - STATE FEES	141,870.87	57,431.81	157,779.36	41,523.32
CASH INVESTED	8,160.66	9.00	.00	8,169.66

ACCOUNT NAME	BEGINNING CASH BALANCE	CASH RECEIPTS	CASH DISBURSEMENTS	ENDING CASH BALANCE
<b>2018 090 OFFICER'S TRUST</b>				
CASH INVESTED - LOGIC	.00	.00	.00	.00
CASH INVESTED - LOGIC	.00	.00	.00	.00
CASH INVESTED - LOGIC	.00	.00	.00	.00
FUND TOTALS	155,215.33	57,446.47	157,779.36	54,882.44
<b>2018 091 LIBRARY TRUST - LIDDELL</b>				
CASH-LIBRARY TRUST/LIDDELL	1,357.11	31.40	.00	1,388.51
CD INVESTMENT	15,000.00	.00	.00	15,000.00
FUND TOTALS	16,357.11	31.40	.00	16,388.51
<b>2018 092 LIBRARY TRUST - ROSENSTEIN</b>				
CASH-LIBRARY TRUST/ROSENSTEIN	1,884.30	1.61	.00	1,885.91
CD INVESTMENT	19,000.00	.00	.00	19,000.00
FUND TOTALS	20,884.30	1.61	.00	20,885.91
<b>2018 098 PAYROLL CLEARING</b>				
CASH - PAYROLL CLEARING	.00	1,099,004.60	547,727.12	551,277.48
INVESTMENTS	.00	.00	.00	.00
FUND TOTALS	.00	1,099,004.60	547,727.12	551,277.48
<b>2018 100 CHILD ABUSE PREVENTION FUND</b>				
CASH-CHILD ABUSE PREVENTION	302.72	1.09	.00	303.81
CASH INVESTED	.00	.00	.00	.00
FUND TOTALS	302.72	1.09	.00	303.81
<b>2018 101 PRETRIAL DIVERSION</b>				
CASH-PRETRIAL DIVERSION	10,914.00	120.00	.00	11,034.00
CASH INVESTED	.00	.00	.00	.00
CASH INVESTED - LOGIC	.00	.00	.00	.00
FUND TOTALS	10,914.00	120.00	.00	11,034.00
<b>2018 102 HOTEL OCCUPANCY TAX FUND</b>				
CASH - HOTEL OCCUPANCY TAX	22,168.96	9,167.69	.00	31,336.65
CASH INVESTED - TEXPOOL	.00	.00	.00	.00
CASH INVESTED - LOGIC	.00	.00	.00	.00
CASH INVESTED - TEXSTAR	.00	.00	.00	.00
FUND TOTALS	22,168.96	9,167.69	.00	31,336.65
<b>GRAND TOTALS</b>	<b>34,150,802.84</b>	<b>15,357,901.55</b>	<b>7,018,158.87</b>	<b>42,490,545.52</b>