




FINANCIAL REPORTS

April 2018


In accordance with Local Government Code 114.026, this affidavit states the current cash and reports in the custody of the county treasurer as of this date of April 30, 2018.


  
\_\_\_\_\_  
Jason Brinkley,  
Cooke County Judge

  
\_\_\_\_\_  
Rebecca Lawson,  
Cooke County Clerk

  
\_\_\_\_\_  
Gary Hollowell,  
Commissioner Pct. #1

\_\_\_\_\_  
B. C. Lemons,  
Commissioner Pct. #2

  
\_\_\_\_\_  
John Klement,  
Commission Pct. #3

  
\_\_\_\_\_  
Leon Klement,  
Commissioner Pct. #4

AFFIDAVIT

STATE OF TEXAS

COUNTY OF COOKE

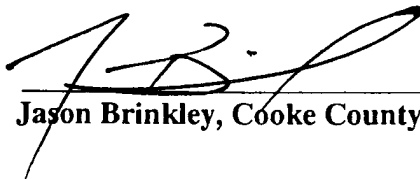
The members of the Commissioners' Court of Cooke County, Texas, state as follows:


The requirement of Subsection (C) of the Texas Local Government Code, §114.026 have been met for the term of April 2018. The amount of cash and other assets in the custody of the County Treasurer at the time of examination are:

Cash (includes on hand, money market accounts, and short term investments) \$ 38,156,232.04

Other Assets (long term investments) \$ 0.00.


Sworn to and subscribed this 29 day of MAY.

  
Jason Brinkley, Cooke County Judge


  
Gary Hollowell, Commissioner, Pct 1


  
B. C. Lemons, Commissioner, Pct 2

  
John Klement, Commissioner, Pct 3

  
Leon Klement, Commissioner, Pct 4

ATTEST:

  
Rebecca Lawson, County Clerk





**MONTHLY REPORT**

**APRIL 2018**

**PATTY BRENNAN**

**COOKE COUNTY TREASURER**

TOTALS

PRIOR MONTH ENDING BANK STATEMENT BALANCE \$217,793.23  
 CLEARED DEPOSITS \$947,164.18  
 CLEARED ADDITIONS \$ .00  
 CLEARED CHECKS \$632,023.37-  
 CLEARED DEDUCTIONS \$391,929.00-  
 3  
 84  
 4

CURRENT MONTH ENDING BANK STATEMENT BALANCE \$141,005.04

CURRENT MONTH ENDING BANK STATEMENT BALANCE \$141,005.04  
 OUTSTANDING DEPOSITS \$ .00  
 OUTSTANDING ADDITIONS \$ .00  
 OUTSTANDING CHECKS \$9,034.20-  
 OUTSTANDING DEDUCTIONS \$ .00  
 15

RECONCILED BOOK BALANCE \$131,970.84

ENDING STATEMENT DATE 04/30/2018 CLERK: PB

PRIOR MONTH ENDING BANK STATEMENT BALANCE \$3,340,742.17 212  
 CLEARED DEPOSITS \$4,135,343.70 5  
 CLEARED ADDITIONS \$99,348.45 5  
 CLEARED CHECKS \$2,190,709.39- 470  
 CLEARED DEDUCTIONS \$158,238.26- 5

CURRENT MONTH ENDING BANK STATEMENT BALANCE \$5,226,486.67

CURRENT MONTH ENDING BANK STATEMENT BALANCE \$5,226,486.67  
 OUTSTANDING DEPOSITS \$345.00 1  
 OUTSTANDING ADDITIONS \$.00  
 OUTSTANDING CHECKS \$408,393.21- 458  
 OUTSTANDING DEDUCTIONS \$.00

RECONCILED BOOK BALANCE \$4,818,438.46

ENDING STATEMENT DATE 04/30/2018 CLERK: PB



# Pledge Security Listing

April 30, 2018

EL CAMPO, TX



A Division of Hilltop Securities

ID	CUST#	Description	Safetkeeping Location	Safetkeeping Receipt	Coupon	Maturity Date	Call Date	Moody S&P	Fitch	ASC 320	Face Amount	Current Par	Current Book Value	Market Value	Gain(Loss)
2047	3128MMA1	FHLMC G12885	FHLB	X	5.00	06/01/2021		AAA	AA+	AAA	157,950	3,230.92	3,230.92	3,301.46	70.53
2107	3141065598	FHMA 889257	FHLB	X	5.00	04/01/2021		AAA	AA+	AAA	105,405	1,925.02	1,925.02	1,867.11	42.09
3643	3128MQX4	FHLMC G18469	FHLB		2.00	06/01/2028		AAA	AA+	AAA	212,158	108,958.46	109,235.20	105,026.33	(4,208.88)
Total for COOKE COUNTY											475,513	114,114.40	114,391.14	110,294.90	(4,096.26)

COOKE COUNTY



A Division of Hilltop Securities

Inventory | Pledge Entry | v1.2

Although the information in this report has been obtained from sources believed to be reliable, its accuracy cannot be guaranteed.

# Pledged Inventory Report

Landmark Bank  
Columbia, MO  
FROM 4/1/2018 TO 4/30/2018

Customer ID: 5961  
Report Date: 5/1/2018  
PAS Rep: Vance Floe  
Account Rep: Bob Fitzpatrick

Cusip	Description	Maturity Date	Intent	S&P Moody	Market Price Dt	Original Face	Book Value
Ticket	Location Code/Name	Group	Coupon		Maturity (Yr)	Par	Market Value
Pledged: J7BM - COOKE COUNTY							
3130A1XJ2	FED HOME LN BK	06/14/2024	AFS	AA+	4/30/2018	800,000.00	827,043.86
1104690	FED - FEDERAL RESERVE BANK	AGY	2.87500	Aaa	6.13	800,000.00	795,416.02
3130A5FR35	FEDERAL HOME LOAN BA	06/13/2025	AFS	AA+	4/30/2018	400,000.00	415,017.55
1102932	FED - FEDERAL RESERVE BANK	AGY	2.87500	Aaa	7.13	400,000.00	394,392.00
3130A5FR35	FEDERAL HOME LOAN BA	06/13/2025	AFS	AA+	4/30/2018	100,000.00	102,891.61
1104689	FED - FEDERAL RESERVE BANK	AGY	2.87500	Aaa	7.13	100,000.00	98,598.00
3133732Y7	FED HOME LN BK	03/12/2021	AFS	AA+	4/30/2018	6,000,000.00	6,182,786.77
1131459	FED - FEDERAL RESERVE BANK	AGY	3.62500	Aaa	2.87	6,000,000.00	6,148,140.12
3133X8L34	FED HOME LN BK	09/09/2024	AFS	AA+	4/30/2018	2,000,000.00	2,357,382.47
1087540	FED - FEDERAL RESERVE BANK	AGY	5.36500	Aaa	6.37	2,000,000.00	2,266,999.96
3133XDVS7	FED HOME LN BK	12/11/2020	AFS	AA+	4/30/2018	700,000.00	757,027.11
993583	FED - FEDERAL RESERVE BANK	AGY	5.25000	Aaa	2.62	700,000.00	746,605.98
31300LVH5	FHLMC ARM POOL #8487	01/01/2037	AFS		4/30/2018	200,000.00	64,474.08
851172	FED - FEDERAL RESERVE BANK	MB3	3.51500		18.69	60,557.35	63,666.37
3133TTX48	fhmc termic ser 2326	06/15/2031	AFS	NR	4/30/2018	300,000.00	33,750.44
783451	FED - FEDERAL RESERVE BANK	MB4	6.50000		13.13	30,300.61	34,328.22
3136ACLE9	FNM13025 BD	03/25/2033	AFS	NR	4/30/2018	1,400,000.00	648,133.80
879680	FED - FEDERAL RESERVE BANK	MB4	2.00000		14.91	663,433.12	636,058.76
3136ACU25	FNM13015 DC	03/25/2033	AFS	NR	4/30/2018	500,000.00	243,296.64
881004	FED - FEDERAL RESERVE BANK	MB4	2.00000		14.91	248,704.85	236,113.12
3136AKJK0	FNR 2014-41 CM	06/25/2040	AFS	NR	4/30/2018	1,000,000.00	524,856.31
916714	FED - FEDERAL RESERVE BANK	MB4	1.50000		22.17	545,762.17	517,282.79
3137B1CT7	FHL4195 LH	12/15/2031	AFS	NR	4/30/2018	600,000.00	274,268.91
882621	FED - FEDERAL RESERVE BANK	MB4	1.50000		13.64	282,594.89	264,245.43
31392WB41	FHL2512 PG	10/15/2022	AFS	NR	4/30/2018	400,000.00	58,426.43
719835	FED - FEDERAL RESERVE BANK	MB4	5.50000		4.46	55,772.21	58,055.49

This report reflects information submitted to us by the customer. It is not intended to be used as the official record of safekeeping location and/or pledged holdings. This information should be provided by the customer's safekeeper.

# Pledge Inventory Report

Landmark Bank  
Columbia, MO  
FROM 4/1/2018 TO 4/30/2018

Customer ID: 5961  
Report Date: 5/1/2018  
PAS Rep: Vance Roe  
Account Rep: Bob Fitzpatrick

Cusip	Description	Maturity Date	Intent	S&P	Market Price Dt	Original Face	Book Value
Ticket	Location Code/Name	Group	Coupon	Moody	Maturity (Yr)	Par	Market Value
Pledged: J7BM - COOKE COUNTY							
31394H2Q3	FHL2662 DH	08/15/2023	AFS	NR	4/30/2018	1,200,000.00	519,315.09
887207	FED - FEDERAL RESERVE BANK	MB4	5.00000		5.30	494,543.40	512,068.50
31395HVM9	FHL2896 BZ	11/15/2034	AFS	NR	4/30/2018	200,000.00	215,871.49
856892	FED - FEDERAL RESERVE BANK	MB4	5.00000		16.56	199,362.18	207,363.57
38374F2L7	GNNM04024 ZM	04/20/2034	AFS		4/30/2018	700,000.00	659,324.64
844136	FED - FEDERAL RESERVE BANK	MB4	5.00000	NR	15.98	597,692.61	652,199.14
16	Total Pledged: J7BM - COOKE COUNTY					16,500,000.00	13,883,867.20
						13,178,723.39	13,631,533.47

This report reflects information submitted to us by the customer. It is not intended to be used as the official record of safekeeping location and/or pledged holdings. This information should be provided by the customer's safekeeper.



report

PAGE 1 04/30/18 19:42:43  
HOLDINGS BAPN032N  
CC3 PROD

FEDERAL RESERVE BANK PLEDGEE

DISTRB PT J1  
AS OF CLOSE OF BUSINESS 04-30-2018

PLEDGEE: COOKE COUNTY J7BM INSTITUTION ID: #J7BM  
100 S. DIXON  
RM. 106

GAINESVILLE TX 76240

HOLDER : 081500862 - LANDMARK BANK

RESP FRB:H1

ACCOUNT: J7BM - \*COOKE COUNTY

CUSIP #

BVF

PAR

BALANCE BOOK VALUE

3130A1XJ2	2.875 FHLB 24 RK	06-14-24	1.0000000000
800,000.00	800,000.00		
3130A5R35	2.875 FHLB 25 TG	06-13-25	1.0000000000
500,000.00	500,000.00		
31300LVH5	FMAR 848716 G	01-01-37	0.3027867500
200,000.00	60,557.35		
3133TTX48	FGRA 2326ZQ 06/15/31	06-15-31	0.1010020400
300,000.00	30,300.61		
3133XDVS7	5.25 FHLB 20 EK	12-11-20	1.0000000000
700,000.00	700,000.00		
3133X8L34	5.365 FHLB 24 EE	09-09-24	1.0000000000
2,000,000.00	2,000,000.00		
3133732Y7	3.625 FHLB 21 IR	03-12-21	1.0000000000
6,000,000.00	6,000,000.00		
3136ACLE9	FNRM RC025BD R13F025	03-25-33	0.4738808000
1,400,000.00	663,433.12		
3136ACU25	FNRM RC015DC R13F015	03-25-33	0.4974097000
500,000.00	248,704.85		
3136AKJK0	FNRM CL041CM R14F041	06-25-40	0.5457621700
1,000,000.00	545,762.17		
3137B1CT7	FGRM 4195LH 12/15/31	12-15-31	0.4709914900
600,000.00	282,594.89		
31392WB41	FGRM 2512PG 10/15/22	10-15-22	0.1394305200
400,000.00	55,772.21		
31394H2Q3	FGRM 2662DH 08/15/23	08-15-23	0.4121195000
1,200,000.00	494,543.40		
31395HVM9	FGRA 2896BZ 11/15/34	11-15-34	0.9968109000
200,000.00	199,362.18		
38374F2L7	GNNRM 2004-24 ZM	04-20-34	0.8538465989
700,000.00	597,692.62		

SUBTOTAL:

16,500,000.00 13,178,723.40

GRAND TOTAL:

16,500,000.00 13,178,723.40

Landmark Bank, N.A.  
 Cooke County  
 As of: Monday, April 30, 2018

*Detail Section:*

<u>Account No.</u>	<u>Balance</u>	<u>Int Rate</u>	<u>Type</u>	<u>Officer</u>
28002408	\$0	0.00%	TDSV	R1B
28002416	\$0	0.00%	TDSV	R1B
28900090	\$141,005	0.00%	CK	R1B
28900287	\$5,226,487	0.70%	CK	R1B
28900325	\$17,500	0.00%	CK	R1B
28900333	\$0	0.00%	CK	R1B
28900341	\$0	0.00%	CK	R1B
28900368	\$57,533	0.70%	CK	R1B
28900376	\$177,349	0.00%	CK	R1B
28900384	\$155	0.00%	CK	R1B
28900392	\$2,280	0.00%	CK	R1B
28900406	\$108,842	0.00%	CK	R1B
28900414	\$1,112	0.00%	CK	R1B
28900422	\$0	0.00%	CK	R1B
28900449	\$0	0.00%	CK	R1B
28900457	\$0	0.00%	CK	R1B
28900465	\$0	0.00%	CK	R1B
28900481	\$108,121	0.00%	CK	R1B
28900511	\$1,292	0.00%	CK	R1B
28900538	\$2,026	0.00%	CK	R1B
28901259	\$3,843	0.00%	CK	ELE
28901593	\$23,138	0.00%	CK	JDH
4170003539	\$65,500	0.00%	CK	R1B
4170009684	\$0	0.00%	CK	R1B
4170009700	\$4,522	0.00%	CK	R1B
4170013934	\$0	0.00%	CK	JDH
4170023065	\$0	0.00%	CK	R1B
4170045332	\$15,051	0.00%	CK	T1G
4170049177	\$0	0.00%	CK	T1G
4170056479	\$567,075	0.00%	CK	T1G
4170056487	\$5,490	0.00%	CK	T1G
4170800744	\$0	0.00%	TDSV	JDH
4170800751	\$0	0.00%	TDSV	JDH
4170801528	\$0	0.00%	TDSV	R1B
4170801536	\$0	0.00%	TDSV	R1B
4170802286	\$0	0.00%	TDSV	JDH
4170802294	\$0	0.00%	TDSV	JDH
4170802849	\$0	0.00%	TDSV	JDH

4170802856	\$0	0.00%	TDSV	JDH
4170803896	\$0	0.00%	TDSV	R1B
4170803904	\$0	0.00%	TDSV	R1B
4170804019	\$0	0.00%	TDSV	R1B
4170804142	\$0	0.00%	TDSV	R1B
4170804159	\$0	0.00%	TDSV	R1B
4170804415	\$0	0.00%	TDSV	T1G
4170804423	\$0	0.00%	TDSV	T1G
4170804761	\$0	0.00%	TDSV	T1G
4170804779	\$0	0.00%	TDSV	T1G
4170805073	\$0	0.00%	TDSV	T1G
4170805081	\$0	0.00%	TDSV	T1G
4170805198	\$8,000	1.05%	TDSV	JDH
4170805677	\$0	0.00%	TDSV	T1G
4170805685	\$0	0.00%	TDSV	T1G
4170806451	\$7,500	0.80%	TDSV	T1G
4170806469	\$7,500	0.80%	TDSV	T1G
4170806691	\$500,000	1.24%	TDSV	T1G
4170806709	\$500,000	1.24%	TDSV	T1G

*Collateral Section:*

<u>Description / LOC No.</u>	<u>Amount</u>	<u>Maturity Date</u>
Securities - Market Value	\$13,631,533	(See add'l report)

*Pledge Report Summary:*

Total Deposits	\$ 7,551,319
Plus Additional Coverage (per Agreement)	\$ 0
Total Collateral Needed	<u>\$ 7,551,319</u>
Collateral Pledged	\$ 13,631,533
FDIC Insurance	\$ 250,000
Total Collateral Provided	<u>\$ 13,881,533</u>
Total Public Funding Excess / (Needed)	<u>\$ 6,330,214</u>

C.D. INVESTMENTS

-----

LANDMARK BANK

April 2018

<u>C.D.#</u>	<u>PURCHASE DATE</u>	<u>AMOUNT</u>	<u>MAT. DATE</u>
GEN/4170806691	May 26, 2017	500,000.00	May 26, 2018
GEN/4170806709	May 26, 2017	500,000.00	May 26, 2018
Library – Liddell 6451	Jan 17, 2017	7,500.00	Jan 17, 2019
Library – Liddell 6469	Jan 17, 2017	7,500.00	Jan 17, 2019
Library _ Rosenstein 5099	Sept 12, 2017	11,000.00	Dec 12, 2020
Library – Rosenstein 5198	Dec 16, 2017	8,000.00	Mar 16, 2021

INT. EARNED MONTHLY:

2-Gen CD's @ 1.24%  
2-Liddell CD's @ .80%  
2-Rosenstein CD's @ 1.05%

Interest is deposited into the Treasurer's Fund. The 2 Gen CDs' interest is deposited monthly, and the 4 Library's CDs' interest is deposited quarterly.

PROSPERITY BANK

GEN/14401708	Sept 17, 2017	250,000.00	Sept 17, 2019
--------------	---------------	------------	---------------

INT. EARNED MONTHLY:

Gen CD @ .90%

Interest accrues monthly and is deposited monthly with depository bank into the Treasurer's Fund.

C.D. INVESTMENTS

-----

THE FIRST STATE BANK

April 2018

<u>C.D.#</u>	<u>PURCHASE DATE</u>	<u>AMOUNT</u>	<u>MAT. DATE</u>
GEN/71445	Sept 17, 2017	250,000.00	Sept 17, 2019

INT. EARNED MONTHLY:

Gen CD @ .90%

Interest accrues monthly and is deposited monthly with depository bank into the Treasurer's Fund.

MUENSTER STATE BANK

GEN/2129	Sept 17, 2017	250,000.00	Sept 17, 2019
----------	---------------	------------	---------------

INT. EARNED MONTHLY:

Gen CD @ .90%

Interest accrues monthly and is deposited monthly with depository bank into the Treasurer's Fund.



**Cooke County**

Attn: Patty Brennan  
 101 S. Dixon Street  
 Gainesville, TX 76240

**Depositor Statement**

April 1, 2018 - April 30, 2018

Account #: 104791304900

**Account at-a-Glance**

Beginning Balance	2,007,463.87
+ Net Deposits	0.00
+ Net Accrued Interest <sup>2</sup>	2,475.05
Ending Balance	2,009,938.92
Days In Period <sup>4</sup>	30
Average Daily Balance <sup>5</sup>	2,007,463.87
Net APY This Period <sup>6</sup>	1.50%
Available Balance <sup>7</sup>	2,007,463.87

**Depositor Information**

Website: [www.ficaaccount.com](http://www.ficaaccount.com)

Support Center: (866) 343-5516

**Account Transactions**

Description	Date	Amount(USD\$)
No transactions in this period		



**Insured Depository Detail**

Depository Bank	FDIC Cert#	Balance(USD\$)
American Trust & Savings Bank	13150	1,065.83
Banc of California, National Association	35498	56,293.05
Bank of Hope	26610	1,616.86
Bank of Princeton	58513	3,168.44
Bank of the Ozarks	110	247,999.36
BankUnited National Association	58979	2,865.14
Bankers Bank of Kansas	27351	1,048.92
CapStar Bank	58823	1,171.70
Chemical Bank	1003	51,104.16
Community Bank of the Bay	34210	2,579.54
Covenant Bank	58502	3,129.20
Customers Bank	34444	247,998.96
Equity Bank	25858	1,809.50
Fidelity Bank	30895	1,151.50
First State Bank	13622	1,989.31
Fortis Private Bank	34401	1,020.00
Franklin Synergy Bank	58714	107,223.83
Great Western Bank	15289	247,998.98
Happy State Bank	10359	40,461.92





**Cooke County**

Attn: Patty Brennan  
101 S. Dixon Street  
Gainesville, TX 76240

**Depositor Statement**

**April 1, 2018 - April 30, 2018**

**Account #: 104791304900**

Depository Bank	FDIC Cert#	Balance(USD\$)
Lead Bank	8283	1,318.85
LegacyTexas Bank	58006	102,723.50
MainStreet Bank	57742	83,454.49
Manufacturers Bank	18618	1,354.23
Merchants Bank of Indiana	8056	232,717.92
Meridian Bank	57777	2,516.78
Middlefield Banking Company	13716	1,682.90
NexBank SSB	29209	48,802.64
Pacific Mercantile Bank	34940	5,759.96
Peapack-Gladstone Bank	11035	6,778.39
Preferred Bank	33539	156,158.02
Progress Bank and Trust	58719	4,176.00
ServisFirst Bank	57993	3,919.56
SmartBank	58463	7,676.74
Southwest Bank	18812	7,881.65
Texas Capital Bank National Association	34383	3,433.52
Third Coast Bank SSB	58716	90,209.32
United Bank	22858	27,359.05
WashingtonFirst Bank	57696	197,844.15
Aggregate Net Accrued Interest <sup>3</sup>		2,475.05

**Total** 2,009,938.92

**Disclosure Information**

- The Federally Insured Cash Account (FICA) is not a member of the Federal Deposit Insurance Corporation (FDIC), but the banks in which the money is deposited are FDIC members. The FDIC is an independent agency of the U.S. government that protects the funds depositors place in FDIC insured institutions. FDIC deposit insurance is backed by the full faith and credit of the U.S. government.
- Net Accrued Interest is the estimated amount of the accrued interest earned for the current month less any FICA Fee with respect to such interest. Net Accrued Interest cannot be withdrawn from the account until it is credited to the account. There is no guarantee that the account holder will receive the full amount as stated. Refer to the U.S. Bank Custodial Statement, provided via [ficaaccount.com](http://ficaaccount.com), for further details regarding interest earned and fees charged. Net Accrued Interest is for informational purposes only.
- Aggregate Net Accrued Interest is the sum of the current month's Net Accrued Interest and any prior period Net Accrued Interest not yet paid.
- Days In Period (DIP) is the number of days in the period beginning on, and including the later of, the first day of the month or the business day an initial deposit is received by the FICA Custodian if received on or before 12:00PM EST or the business day immediately following if received after 12:00PM EST, and ending on, and including, the last day of the month. DIP does not include any date on which the balance is zero.
- Average Daily Balance is the sum of the beginning balance plus any deposits less any withdrawals averaged across number of days in Days In Period.
- Net APY This Period is the annualized yield that reflects the relationship between the net interest received plus any Net Accrued Interest and the Average Daily Balance for the statement period.
- Available Balance reflects the amount that can be withdrawn as of the date of the statement. This balance is the Ending Balance less the Aggregate Net Accrued Interest amount.

We encourage you to compare the information provided in our statement with the U.S. Bank custody statement. You may access the U.S. Bank custody statement by calling 1-866-343-5516.

StoneCastle Cash Management, LLC is an SEC Registered Investment Advisor. StoneCastle Cash Management, LLC is an affiliate of StoneCastle Partners, LLC, a leading asset management and financial services company dedicated to investing and serving the community banking sector. Performance data shown represents past performance, and is no guarantee of future results. Rates may change without notice. Please read the Terms and Conditions relating to the FICA program for more complete information and the governing terms of the account. Review your statement for accuracy. If you have any questions regarding your account, contact a FICA representative. Registration with the SEC does not imply a particular level of skill or training.



INVESTMENTS-TEXPOOL  
 PATTY BRENNAN, COOKE COUNTY TREASURER  
 APRIL 2018

ACCT NAME	BALANCE FORWARD	DEPOSITS	WITH-DRAWALS	CURRENT INTEREST	ENDING BALANCE
GENERAL	\$ 8,055,968.57	-	\$ 1,000,000.00	\$ 10,782.07	\$ 7,066,750.64
R & B -1	\$ 1,169,275.28	-	\$ 150,000.00	\$ 1,563.60	\$ 1,020,838.88
R & B -2	\$ 614,865.89	-	\$ 100,000.00	\$ 816.35	\$ 515,682.24
R & B -3	\$ 492,810.59	-	-	\$ 676.61	\$ 493,487.20
R & B -4	\$ 718,673.79	-	\$ 125,000.00	\$ 951.92	\$ 594,625.71
FM & L	\$ 321,405.08	-	-	\$ 441.31	\$ 321,846.39
STATE FUNDS	\$ 8,188.60	-	-	\$ 11.25	\$ 8,199.85
TJPC	\$ 12,611.92	-	-	\$ 17.36	\$ 12,629.28
DIST CLK PRESERVATION	\$ 10,185.17	-	-	\$ 14.00	\$ 10,199.17
COUNTY/DIST TECH	\$ 1,544.94	-	-	\$ 2.10	\$ 1,547.04
ADULT PROB	\$ 206,930.65	-	-	\$ 284.10	\$ 207,214.75
JUV-ISP	\$ 4,876.05	-	-	\$ 6.68	\$ 4,882.73
COURT REP	\$ 42,928.86	-	-	\$ 58.93	\$ 42,987.79
PERM IMP	\$ 1,160,878.59	-	\$ 100,000.00	\$ 1,474.63	\$ 1,062,353.22
LAW ENFORCEMENT ED	\$ 10,183.08	-	-	\$ 14.00	\$ 10,197.08
JP-CH SECURITY	\$ 5,112.12	-	-	\$ 6.99	\$ 5,119.11
DIST CLK RECORDS MGMT	\$ 15,280.84	-	-	\$ 21.00	\$ 15,301.84
DIST CLK ARCHIVE	\$ 4,074.70	-	-	\$ 5.62	\$ 4,080.32
COUNTY ATTY CHECK COLLECT	\$ 4,591.55	-	-	\$ 6.30	\$ 4,597.85
JUV PROB-IVE	\$ 1,071.84	-	-	\$ 1.50	\$ 1,073.34
LAW LIBRARY	\$ 82,933.21	-	-	\$ 113.88	\$ 83,047.09
JP TECH	\$ 17,116.38	-	-	\$ 23.46	\$ 17,139.84
C H SECURITY	\$ 134,144.72	-	-	\$ 184.18	\$ 134,328.90
REC MGMT	\$ 117,705.52	-	-	\$ 161.62	\$ 117,867.14
REC PRESV	\$ 59,813.95	-	-	\$ 82.08	\$ 59,896.03
LIBRARY	\$ 22,550.16	-	-	\$ 30.96	\$ 22,581.12
ARCHIVE	\$ 55,449.00	-	-	\$ 76.12	\$ 55,525.12
DIST ATTY FORFEITURE	\$ 30,601.11	-	-	\$ 42.03	\$ 30,643.14
SHERIFF FORFEITURE	\$ 38,188.76	-	-	\$ 52.43	\$ 38,241.19



**INVESTMENTS-TEXPOOL**  
**PATTY BRENNAN, COOKE COUNTY TREASURER**  
**APRIL 2018**

ACCT NAME	BALANCE FORWARD	DEPOSITS	WITH- DRAWALS	CURRENT INTEREST	ENDING BALANCE
JAIL COMMISSARY	\$ 79,376.68	\$ -	\$ -	\$ 108.95	\$ 79,485.63
2004 GO-REFUNDING	\$ 263,252.88	\$ -	\$ -	\$ 361.42	\$ 263,614.30
<b>TOTAL: TREAS FUND</b>	<u>\$ 13,762,590.48</u>	<u>\$ -</u>	<u>\$ 1,475,000.00</u>	<u>\$ 18,393.45</u>	<u>\$ 12,305,983.93</u>
<b>YEAR - TO - DATE INTEREST</b>	<b>BAL FORWARD</b>	<b>CURRENT INT.</b>	<b>BALANCE</b>		
	\$ 70,689.56	\$ 18,393.45	\$ 89,083.01		
<b>AVG. YIELD FOR APRIL 2018</b>	<b>1.67%</b>	<b>MKT VALUE PER SHARE</b>	<b>\$ 1.00</b>		

INVESTMENTS-TEX STAR  
 PATTY BRENNAN, COOKE COUNTY TREASURER  
 APRIL 2018

ACCT NAME	BALANCE FORWARD	DEPOSITS	WITH-DRAWALS	CURRENT INTEREST	ENDING BALANCE
GENERAL	\$ 8,037,553.16	\$ -	\$ 1,000,000.00	\$ 10,497.98	\$ 7,048,051.14
R & B -1	\$ 1,154,338.43	\$ -	\$ 150,000.00	\$ 1,505.96	\$ 1,005,844.39
R & B -2	\$ 600,075.92	\$ -	\$ 100,000.00	\$ 776.85	\$ 500,852.77
R & B -3	\$ 501,192.16	\$ -	\$ -	\$ 671.61	\$ 501,863.77
R & B -4	\$ 718,403.48	\$ -	\$ 125,000.00	\$ 928.59	\$ 594,332.07
FM & L	\$ 329,047.28	\$ -	\$ -	\$ 440.93	\$ 329,488.21
ADULT PROBATION	\$ 212,386.14	\$ -	\$ -	\$ 284.61	\$ 212,670.75
PERM IMP	\$ 1,176,173.60	\$ -	\$ 100,000.00	\$ 1,459.81	\$ 1,077,633.41
CC LIBRARY	\$ 25,278.13	\$ -	\$ -	\$ 33.86	\$ 25,311.99
JP- CH SECURITY	\$ 10,141.20	\$ -	\$ -	\$ 13.58	\$ 10,154.78
COURTHOUSE SECURITY	\$ 45,594.45	\$ -	\$ -	\$ 61.12	\$ 45,655.57
RECORDS MANAGEMENT	\$ 25,278.13	\$ -	\$ -	\$ 33.86	\$ 25,311.99
RECORDS PRESERVATION	\$ 55,628.60	\$ -	\$ -	\$ 74.54	\$ 55,703.14
ARCHIVE FEES	\$ 25,282.45	\$ -	\$ -	\$ 33.88	\$ 25,316.33
2012 GO REFUNDING	\$ 252,770.17	\$ -	\$ -	\$ 338.74	\$ 253,108.91
STATE FEES	\$ 5,201.49	\$ -	\$ -	\$ 6.95	\$ 5,208.44
DIST ATTY FORFEITURE	\$ 25,179.16	\$ -	\$ -	\$ 33.77	\$ 25,212.93
SHERIFF FORFEITURE	\$ 25,179.16	\$ -	\$ -	\$ 33.77	\$ 25,212.93
TOTAL: TREAS FUND	<u>\$ 13,224,703.11</u>	<u>\$ -</u>	<u>\$ 1,475,000.00</u>	<u>\$ 17,230.41</u>	<u>\$ 11,766,933.52</u>
YEAR - TO - DATE INTEREST	BAL FORWARD	CURRENT INT.	BALANCE		
	\$ 66,120.51	\$ 17,230.41	\$ 83,350.92		
AVG. YEILD FOR APRIL 2018	1.63%	MKT VALUE PER SHARE	\$ 1.00		

INVESTMENTS-LOGIC  
 PATTY BRENNAN, COOKE COUNTY TREASURER  
 APRIL 2018

ACCT NAME	BALANCE FORWARD	DEPOSITS	WITH-DRAWALS	CURRENT INTEREST	ENDING BALANCE
GENERAL	\$ 3,027,803.52	\$ -	\$ -	\$ 4,801.04	\$ 3,032,604.56
R & B -1	\$ 353,674.72	\$ -	\$ -	\$ 560.81	\$ 354,235.53
R & B -2	\$ 202,396.24	\$ -	\$ -	\$ 320.92	\$ 202,717.16
R & B -3	\$ 252,515.38	\$ -	\$ -	\$ 400.40	\$ 252,915.78
R & B -4	\$ 252,515.38	\$ -	\$ -	\$ 400.40	\$ 252,915.78
FM & L	\$ 101,198.08	\$ -	\$ -	\$ 160.45	\$ 101,358.53
ADULT PROBATION	\$ 151,624.25	\$ -	\$ -	\$ 240.42	\$ 151,864.67
PERM IMP	\$ 306,717.08	\$ -	\$ -	\$ 486.36	\$ 307,203.44
LAW LIBRARY	\$ 25,213.08	\$ -	\$ -	\$ 39.97	\$ 25,253.05
COURTHOUSE SECURITY	\$ 50,599.11	\$ -	\$ -	\$ 80.23	\$ 50,679.34
RECORDS MANAGEMENT	\$ 151,797.16	\$ -	\$ -	\$ 240.70	\$ 152,037.86
RECORDS PRESERVATION	\$ 25,299.45	\$ -	\$ -	\$ 40.14	\$ 25,339.59
ARCHIVE FEES	\$ 25,213.08	\$ -	\$ -	\$ 39.97	\$ 25,253.05
DIST ATTY FORFEITURE	\$ 25,213.08	\$ -	\$ -	\$ 39.97	\$ 25,253.05
SHERIFF FOREITURE	\$ 25,213.08	\$ -	\$ -	\$ 39.97	\$ 25,253.05
2012 GO REFUNDING	\$ 77,881.08	\$ -	\$ -	\$ 123.48	\$ 78,004.56
TOTAL: TREAS FUND	<u>\$ 5,054,873.77</u>	<u>\$ -</u>	<u>\$ -</u>	<u>\$ 8,015.23</u>	<u>\$ 5,062,889.00</u>

YEAR - TO - DATE INTEREST BAL FORWARD \$ 32,178.40  
 AVG. YIELD FOR APRIL 2018 1.93%

CURRENT INT. \$ 8,015.23  
 MKT VALUE PER SHARE \$ 1.00  
 BALANCE \$ 40,193.63

COMBINED STATEMENT OF CASH POSITION FOR APRIL

FUND NAME	CHECKING ACCOUNT	CHECKING AMOUNT	TDOA ACCOUNT	TDOA AMOUNT	FUND TOTAL
2018 001 GENERAL	TREAS FUND	2,593,560.00	TEXPOOL LOGIC TEXSTAR STONE CERT DEPOS	7,066,750.64 3,032,604.56 7,048,051.14 2,009,938.92 1,750,000.00	23,500,905.26
2018 011 ROAD & BRIDGE 1	TREAS FUND	417,635.41	TEXPOOL LOGIC TEXSTAR STONE	1,020,838.88 354,235.53 1,005,844.39	2,798,554.21
2018 012 ROAD & BRIDGE 2	TREAS FUND	391,076.40	TEXPOOL LOGIC TEXSTAR	515,682.24 202,717.16 500,852.77	1,610,328.57
2018 013 ROAD & BRIDGE 3	TREAS FUND	433,441.88	TEXPOOL LOGIC TEXSTAR	493,487.20 252,915.78 501,863.77	1,681,708.63
2018 014 ROAD & BRIDGE 4	TREAS FUND	403,495.90	TEXPOOL LOGIC TEXSTAR	594,625.71 252,915.78 594,332.07	1,845,369.46
2018 018 CERTZ TIP	TREAS FUND		TEXPOOL LOGIC		
2018 019 FM & LATERAL	TREAS FUND	12,225.34	TEXPOOL LOGIC TEXSTAR	321,846.39 101,358.53 329,488.21	764,918.47
2018 020 TJP	TREAS FUND	20,502.80	TEXPOOL LOGIC TEXSTAR	12,629.28	
2018 021 JUVENILE PROB-ISP	TREAS FUND	7,289.69	TEXPOOL LOGIC TEXSTAR	4,882.73	33,132.08
2018 022 JUVENILE PROBATION	TREAS FUND	12,898.55	TEXPOOL LOGIC		12,172.42
2018 023 JUVENILE PROB. IV-E	TREAS FUND	6,508.33	TEXPOOL LOGIC TEXSTAR	1,073.34	12,898.55
2018 028 ADULT PROBATION	TREAS FUND	5,663.39	TEXPOOL LOGIC TEXSTAR	207,214.75 151,864.67 212,670.75	7,581.67
2018 029 COMMUNITY CORRECTIONS	TREAS FUND	7,582.13	TEXPOOL LOGIC		577,413.56
2018 031 CONTRACT ELECTIONS	TREAS FUND	4,538.46	TEXPOOL LOGIC		7,582.13
2018 032 DISTRICT CLERK PRESERVATION	TREAS FUND	18,714.63	TEXPOOL LOGIC	10,199.17	4,538.46

COMBINED STATEMENT OF CASH POSITION FOR APRIL

FUND NAME	CHECKING ACCOUNT	CHECKING AMOUNT	TDOA ACCOUNT	TDOA AMOUNT	FUND TOTAL
2018 033 COUNTY/DISTRICT TECHNOLOGY	FTREAS FUND	2,964.91	TEXSTAR		28,913.80
			TEXPOOL LOGIC	1,547.04	
			TEXSTAR		4,511.95
2018 034 COURT REPORTER	TREAS FUND	1,975.43	TEXPOOL LOGIC	42,987.79	
			TEXSTAR		44,963.22
2018 035 PERMANENT IMPROVEMENT	TREAS FUND	84,435.64	TEXPOOL LOGIC	1,062,353.22	
			TEXSTAR	307,203.44	
			STONE	1,077,633.41	2,531,625.71
2018 037 LAW ENFORCEMENT ED	TREAS FUND	9,803.42	TEXPOOL LOGIC	10,197.08	
			TEXSTAR		20,000.50
2018 038 JP TECH	TREAS FUND	20,393.78	TEXPOOL LOGIC	17,139.84	
			TEXSTAR		37,533.62
2018 040 LAW LIBRARY	TREAS FUND	35,288.64	TEXPOOL LOGIC	83,047.09	
			TEXSTAR	25,253.05	143,588.78
2018 041 CC LIBRARY FUND	TREAS FUND	20,676.45	TEXPOOL LOGIC	22,581.12	
			TEXSTAR	25,311.99	68,569.56
2018 042 CC HISTORICAL COMM.	TREAS FUND	4,219.60	TEXPOOL LOGIC	5,119.11	
			TEXSTAR	10,154.78	19,651.34
2018 043 JP COURTHOUSE SECURITY	TREAS FUND	4,377.45	TEXPOOL LOGIC	134,328.90	
			TEXSTAR	50,679.34	273,849.66
2018 044 COURTHOUSE SECURITY	TREAS FUND	43,185.85	TEXPOOL LOGIC	45,655.57	
			TEXSTAR		
2018 045 FLOOD DAMAGE	TREAS FUND		TEXPOOL LOGIC		
2018 046 CHAPTER 19	TREAS FUND		TEXSTAR		
2018 047 CC RECORDS MANAGEMENT	TREAS FUND	2,239.34	TEXPOOL LOGIC	117,867.14	
			TEXSTAR	152,037.86	2,239.34
2018 048 COUNTY RECORDS MANAGEMENT	TREAS FUND	40,559.41	TEXPOOL LOGIC	25,311.99	
			TEXSTAR	59,896.03	335,776.40
2018 049 CC RECORDS PRESERVATION	TREAS FUND	51,740.01	TEXPOOL LOGIC	25,339.59	
			TEXSTAR	55,703.14	192,678.77

COMBINED STATEMENT OF CASH POSITION FOR APRIL

FUND NAME	CHECKING ACCOUNT	CHECKING AMOUNT	TDOA ACCOUNT	TDOA AMOUNT	FUND TOTAL
2018 050 DIST CLERK RECORDS MANAGEMENT	TREAS FUND	23,777.17	TEXPOOL LOGIC	15,301.84	39,079.01
2018 051 DISTRICT CLERK ARCHIVE	TREAS FUND	19,827.83	TEXPOOL LOGIC	4,080.32	23,908.15
2018 052 COUNTY CLERK ARCHIVE FEE	TREAS FUND	28,338.35	TEXPOOL LOGIC	55,525.12	134,432.85
2018 053 CA CHECK COLLECTING	TREAS FUND	1,521.87	TEXSTAR	25,253.05	6,119.72
2018 054 DA CHECK COLLECTING	TREAS FUND	75.34	TEXSTAR	4,597.85	75.34
2018 055 CO ATTY FORFEITURE	TREAS FUND	20,101.39	TEXSTAR	25,212.93	101,210.51
2018 056 DISTRICT ATTY FORFEITURE	TREAS FUND	30,036.00	TEXSTAR	25,212.93	30,036.00
2018 057 D A SEIZURE FUND	TREAS FUND	34,081.82	TEXSTAR	25,212.93	122,788.99
2018 058 SHERIFF FORFEITURE	TREAS FUND	44,205.46	TEXSTAR	79,485.63	123,691.09
2018 059 JAIL COMMISSARY	TREAS FUND	25,852.09	TEXSTAR	263,614.30	620,579.86
2018 061 2004 GO REFUNDING DEBT SERVIT	TREAS FUND	44,451.83	TEXSTAR	78,004.56	57,860.12
2018 088 STATE FEES	TREAS FUND	1,070.95	TEXSTAR	15,000.00	16,070.95
2018 090 OFFICER'S TRUST	TREAS FUND	1,266.77	TEXSTAR	19,000.00	20,266.77
2018 091 LIBRARY TRUST - LIDDELL	TREAS FUND	947,164.18	TEXSTAR	5,208.44	947,164.18
2018 092 LIBRARY TRUST - ROSENSTEIN	TREAS FUND	309.91	TEXSTAR	8,199.85	309.91
2018 098 PAYROLL CLEARING	TREAS FUND	11,094.00	TEXSTAR	5,208.44	11,094.00
2018 100 CHILD ABUSE PREVENTION FUND	TREAS FUND	64,528.58	TEXSTAR	8,199.85	64,528.58
2018 101 PRETRIAL DIVERSION	TREAS FUND		TEXSTAR	8,199.85	
2018 102 HOTEL OCCUPANCY TAX FUND	TREAS FUND		TEXSTAR	8,199.85	

COMBINED STATEMENT OF CASH POSITION FOR APRIL

FUND NAME	CHECKING ACCOUNT	CHECKING AMOUNT	TDOA ACCOUNT	TDOA AMOUNT	FUND TOTAL
		-----	TEXSTAR	-----	-----
TOTAL		5,954,696.38		32,929,745.37	38,884,441.75

CHECK ACCOUNT

ACCOUNT BALANCE - TREAS FUND  
ACCOUNT BALANCE - PAYROLL

CHECK  
5,007,532.20  
947,164.18

TOTAL

5,954,696.38

TDOA ACCOUNT

ACCOUNT BALANCE - TEXPOOL  
ACCOUNT BALANCE - LOGIC  
ACCOUNT BALANCE - TEXSTAR  
ACCOUNT BALANCE - STONE  
ACCOUNT BALANCE - CERT DEPOS

TDOA

12,305,983.93  
5,062,889.00  
11,766,933.52  
2,009,938.92  
1,784,000.00

TOTAL

32,929,745.37



ACCOUNT NAME	BEGINNING CASH BALANCE	CASH RECEIPTS	CASH DISBURSEMENTS	ENDING CASH BALANCE
<b>2018 001 GENERAL</b>				
CASH - GENERAL FUND	1,211,057.50	2,969,543.99	1,587,041.49	2,593,560.00
CASH ON HAND	1,969.00	.00	.00	1,969.00
CASH INVESTED-TEXPOOL	8,055,968.57	10,782.07	1,000,000.00	7,066,750.64
CASH INVESTED - LOGIC	3,027,803.52	4,801.04	.00	3,032,604.56
CASH INVESTED - TEXSTAR	8,037,553.16	10,497.98	1,000,000.00	7,048,051.14
CASH INVESTED - STONE CASTLE	2,007,463.87	2,475.05	.00	2,009,938.92
T-BILLS - INVESTMENTS	.00	.00	.00	.00
CASH INVESTMENT-CD	1,750,000.00	.00	.00	1,750,000.00
FUND TOTALS	24,091,815.62	2,998,100.13	3,587,041.49	23,502,874.26
<b>2018 011 ROAD &amp; BRIDGE 1</b>				
CASH - ROAD & BRIDGE # 1	267,755.54	366,977.40	217,097.53	417,635.41
CASH INVESTED	1,169,275.28	1,563.60	150,000.00	1,020,838.88
CASH INVESTED - LOGIC	353,674.72	560.81	.00	354,235.53
CASH INVESTED - TEXSTAR	1,154,338.43	1,505.96	150,000.00	1,005,844.39
STONE CASTLE	.00	.00	.00	.00
T-BILL INVESTMENTS	.00	.00	.00	.00
FUND TOTALS	2,945,043.97	370,607.77	517,097.53	2,798,554.21
<b>2018 012 ROAD &amp; BRIDGE 2</b>				
CASH - ROAD & BRIDGE # 2	242,906.83	228,260.91	80,091.34	391,076.40
CASH INVESTED	614,865.89	816.35	100,000.00	515,682.24
CASH INVESTED - LOGIC	202,396.24	320.92	.00	202,717.16
CASH INVESTED - TEXSTAR	600,075.92	776.85	100,000.00	500,852.77
T-BILL INVESTMENTS	.00	.00	.00	.00
FUND TOTALS	1,660,244.88	230,175.03	280,091.34	1,610,328.57
<b>2018 013 ROAD &amp; BRIDGE 3</b>				
CASH - ROAD & BRIDGE # 3	499,925.99	28,954.47	95,438.58	433,441.88
CASH INVESTED	492,810.59	676.61	.00	493,487.20
CASH INVESTED - LOGIC	252,515.38	400.40	.00	252,915.78
CASH INVESTED - TEXSTAR	501,192.16	671.61	.00	501,863.77
T-BILL INVESTMENTS	.00	.00	.00	.00
FUND TOTALS	1,746,444.12	30,703.09	95,438.58	1,681,708.63
<b>2018 014 ROAD &amp; BRIDGE 4</b>				
CASH - ROAD & BRIDGE # 4	196,791.05	278,221.11	71,516.26	403,495.90
CASH INVESTED - TEXPOOL	718,673.79	951.92	125,000.00	594,625.71
CASH INVESTED - LOGIC	252,515.38	400.40	.00	252,915.78
CASH INVESTED - TEXSTAR	718,403.48	928.59	125,000.00	594,332.07
T-BILL INVESTMENTS	.00	.00	.00	.00
FUND TOTALS	1,886,383.70	280,502.02	321,516.26	1,845,369.46
<b>2018 018 CERTZ TIF</b>				
CASH - CERTZ TIF	.00	.00	.00	.00
CASH INVESTED	.00	.00	.00	.00
CASH INVESTED - LOGIC	.00	.00	.00	.00
T-BILL INVESTMENT	.00	.00	.00	.00
FUND TOTALS	.00	.00	.00	.00
<b>2018 019 FM &amp; LATERAL</b>				
CASH - F M & LATERAL	8,684.16	3,541.18	.00	12,225.34
CASH INVESTED	321,405.08	441.31	.00	321,846.39
CASH INVESTED - LOGIC	101,198.08	160.45	.00	101,358.53
CASH INVESTED - TEXSTAR	329,047.28	440.93	.00	329,488.21

ACCOUNT NAME	BEGINNING CASH BALANCE	CASH RECEIPTS	CASH DISBURSEMENTS	ENDING CASH BALANCE
2018 020 TJPC				
CASH - T.J.P.C.	14,810.56	25,693.23	20,000.99-	20,502.80
CASH INVESTED	12,611.92	17.36	.00	12,629.28
CASH INVESTED - LOGIC	.00	.00	.00	.00
CASH INVESTED - TEXSTAR	.00	.00	.00	.00
FUND TOTALS	27,422.48	25,710.59	20,000.99-	33,132.08
2018 021 JUVENILE PROB-ISP				
CASH - JUVENILE PROBATION	7,283.39	6.30	.00	7,289.69
INVESTMENTS	4,876.05	6.68	.00	4,882.73
CASH INVESTED - LOGIC	.00	.00	.00	.00
CASH INVESTED - TEXSTAR	.00	.00	.00	.00
FUND TOTALS	12,159.44	12.98	.00	12,172.42
2018 022 JUVENILE PROBATION				
CASH - JUV. PROB. DIV	12,717.54	181.01	.00	12,898.55
INVESTMENTS	.00	.00	.00	.00
FUND TOTALS	12,717.54	181.01	.00	12,898.55
2018 023 JUVENILE PROB. IV-E				
CASH - IV-E	6,502.70	5.63	.00	6,508.33
CASH INVESTED	1,071.84	1.50	.00	1,073.34
CASH INVESTED - LOGIC	.00	.00	.00	.00
CASH INVESTED - TEXSTAR	.00	.00	.00	.00
FUND TOTALS	7,574.54	7.13	.00	7,581.67
2018 028 ADULT PROBATION				
CASH - ADULT PROBATION	6,716.06	29,742.23	30,794.90-	5,663.39
CASH ON HAND	75.00	.00	.00	75.00
CASH INVESTED - TEXPOOL	206,930.65	284.10	.00	207,214.75
CASH INVESTED - LOGIC	151,624.25	240.42	.00	151,864.67
CASH INVESTED - TEXSTAR	212,386.14	284.61	.00	212,670.75
FUND TOTALS	577,732.10	30,551.36	30,794.90-	577,488.56
2018 029 COMMUNITY CORRECTIONS				
CASH - COMMUNITY CORRECTI	12,588.60	.00	5,006.47-	7,582.13
INVESTMENTS	.00	.00	.00	.00
CASH INVESTED - LOGIC	.00	.00	.00	.00
FUND TOTALS	12,588.60	.00	5,006.47-	7,582.13
2018 031 CONTRACT ELECTIONS				
CASH - CONTRACT ELECTIONS	4,534.54	3.92	.00	4,538.46
CASH INVESTED - TEXPOOL	.00	.00	.00	.00
CASH INVESTED - LOGIC	.00	.00	.00	.00
FUND TOTALS	4,534.54	3.92	.00	4,538.46
2018 032 DISTRICT CLERK PRESERVATION				
CASH - DISTRICT CLERK PRESERVATI	19,465.27	416.59	1,167.23-	18,714.63
INVESTMENTS	10,185.17	14.00	.00	10,199.17
CASH INVESTED - LOGIC	.00	.00	.00	.00
CASH INVESTED - TEXSTAR	.00	.00	.00	.00
FUND TOTALS	29,650.44	430.59	1,167.23-	28,913.80
2018 033 COUNTY/DISTRICT TECHNOLOGY FUN				
CASH - COUNTY/DISTRICT TECH	2,709.42	255.49	.00	2,964.91

ACCOUNT NAME	BEGINNING CASH BALANCE	CASH RECEIPTS	CASH DISBURSEMENTS	ENDING CASH BALANCE
INVESTMENTS	1,544.94	2.10	.00	1,547.04
CASH INVESTED - LOGIC	.00	.00	.00	.00
CASH INVESTED - TEXSTAR	.00	.00	.00	.00
FUND TOTALS	4,254.36	257.59	.00	4,511.95

ACCOUNT NAME	BEGINNING CASH BALANCE	CASH RECEIPTS	CASH DISBURSEMENTS	ENDING CASH BALANCE
CASH - COURT REPORTER FUND INVESTMENTS	1,389.28	751.15	165.00-	1,975.43
CASH INVESTED - LOGIC	42,928.86	58.93	.00	42,987.79
CASH INVESTED - TEXSTAR	.00	.00	.00	.00
FUND TOTALS	44,318.14	810.08	165.00-	44,963.22

ACCOUNT NAME	BEGINNING CASH BALANCE	CASH RECEIPTS	CASH DISBURSEMENTS	ENDING CASH BALANCE
CASH - PERMANENT IMPROVEM INVESTMENTS	122,800.55-	207,236.19	.00	84,435.64
CASH INVESTED - LOGIC	1,160,878.59	1,474.63	100,000.00-	1,062,353.22
CASH INVESTED - TEXSTAR	306,717.08	486.36	.00	307,203.44
STONE CASTLE	1,176,173.60	1,459.81	100,000.00-	1,077,633.41
T-BILL INVESTMENTS	.00	.00	.00	.00
FUND TOTALS	2,520,968.72	210,656.99	200,000.00-	2,531,625.71

ACCOUNT NAME	BEGINNING CASH BALANCE	CASH RECEIPTS	CASH DISBURSEMENTS	ENDING CASH BALANCE
CASH - LAW ENFORCEMENT ED INVESTMENTS	10,094.75	8.67	300.00-	9,803.42
CASH INVESTED - LOGIC	10,183.08	14.00	.00	10,197.08
CASH INVESTED - TEXSTAR	.00	.00	.00	.00
FUND TOTALS	20,277.83	22.67	300.00-	20,000.50

ACCOUNT NAME	BEGINNING CASH BALANCE	CASH RECEIPTS	CASH DISBURSEMENTS	ENDING CASH BALANCE
CASH - J P TECH FUND INVESTMENTS	22,064.66	1,393.87	3,064.75-	20,393.78
CASH INVESTED - LOGIC	17,116.38	23.46	.00	17,139.84
CASH INVESTED - TEXSTAR	.00	.00	.00	.00
FUND TOTALS	39,181.04	1,417.33	3,064.75-	37,533.62

ACCOUNT NAME	BEGINNING CASH BALANCE	CASH RECEIPTS	CASH DISBURSEMENTS	ENDING CASH BALANCE
CASH - LAW LIBRARY INVESTMENTS	34,406.98	1,389.79	508.13-	35,288.64
CASH INVESTED - LOGIC	82,933.21	113.88	.00	83,047.09
CASH INVESTED - TEXSTAR	25,213.08	39.97	.00	25,253.05
FUND TOTALS	142,553.27	1,543.64	508.13-	143,588.78

ACCOUNT NAME	BEGINNING CASH BALANCE	CASH RECEIPTS	CASH DISBURSEMENTS	ENDING CASH BALANCE
CASH - COOKE COUNTY LIBRA INVESTMENTS	20,366.40	2,139.31	1,829.26-	20,676.45
CASH INVESTED - LOGIC	22,550.16	30.96	.00	22,581.12
CASH INVESTED - TEXSTAR	.00	.00	.00	.00
T-BILL INVESTMENTS	25,278.13	33.86	.00	25,311.99
FUND TOTALS	68,194.69	2,204.13	1,829.26-	68,569.56

ACCOUNT NAME	BEGINNING CASH BALANCE	CASH RECEIPTS	CASH DISBURSEMENTS	ENDING CASH BALANCE
CASH - COOKE CO. HISTORIC INVESTMENTS	4,215.95	3.65	.00	4,219.60
FUND TOTALS	4,215.95	3.65	.00	4,219.60

ACCOUNT NAME	BEGINNING CASH BALANCE	CASH RECEIPTS	CASH DISBURSEMENTS	ENDING CASH BALANCE
CASH - JP COURTHOUSE SECURITY INVESTMENTS	4,030.09	347.36	.00	4,377.45
CASH INVESTED	5,112.12	6.99	.00	5,119.11

ACCOUNT NAME	BEGINNING CASH BALANCE	CASH RECEIPTS	CASH DISBURSEMENTS	ENDING CASH BALANCE
<b>2018 044 COURTHOUSE SECURITY</b>				
CASH INVESTED - LOGIC	10,141.20	13.58	.00	10,154.78
CASH INVESTED - TEXSTAR	19,283.41	367.93	.00	19,651.34
FUND TOTALS	29,424.61	381.51	.00	29,806.11
<b>2018 045 FLOOD DAMAGE</b>				
CASH - FLOOD DAMAGE	.00	.00	.00	.00
CASH INVESTED - TEXPOOL	.00	.00	.00	.00
CASH INVESTED - LOGIC	.00	.00	.00	.00
CASH INVESTED - TEXSTAR	.00	.00	.00	.00
FUND TOTALS	.00	.00	.00	.00
<b>2018 046 CHAPTER 19</b>				
CASH - CHAPTER 19	.00	1,455.88	1,455.88-	.00
INVESTMENTS	.00	.00	.00	.00
FUND TOTALS	.00	1,455.88	1,455.88-	.00
<b>2018 047 CC RECORDS MANAGEMENT</b>				
CASH - CC RECORDS MANAGEMENT	2,137.59	101.75	.00	2,239.34
INVESTMENTS - TEXPOOL	.00	.00	.00	.00
FUND TOTALS	2,137.59	101.75	.00	2,239.34
<b>2018 048 COUNTY RECORDS MANAGEMENT</b>				
CASH - RECORDS MANAGEMENT	38,638.63	1,920.78	.00	40,559.41
CASH INVESTED - TEXPOOL	117,705.52	161.62	.00	117,867.14
CASH INVESTED - LOGIC	151,797.16	240.70	.00	152,037.86
CASH INVESTED - TEXSTAR	25,278.13	33.86	.00	25,311.99
FUND TOTALS	333,419.44	2,356.96	.00	335,776.40
<b>2018 049 CC RECORDS PRESERVATION</b>				
CASH - RECORDS PRESERVATI	43,003.52	8,736.49	.00	51,740.01
CASH INVESTED - TEXPOOL	59,813.95	82.08	.00	59,896.03
CASH INVESTED - LOGIC	25,299.45	40.14	.00	25,339.59
CASH INVESTED - TEXSTAR	53,628.60	74.54	.00	53,703.14
FUND TOTALS	183,745.52	8,933.25	.00	192,678.77
<b>2018 050 DIST CLERK RECORDS MANAGEMENT</b>				
CASH - D C RECORDS MANAGEMENT	23,707.87	366.10	296.80-	23,777.17
CASH INVESTED	15,280.84	21.00	.00	15,301.84
CASH INVESTED - LOGIC	.00	.00	.00	.00
CASH INVESTED - TEXSTAR	.00	.00	.00	.00
FUND TOTALS	38,988.71	387.10	296.80-	39,079.01
<b>2018 051 DISTRICT CLERK ARCHIVE</b>				
DISTRICT CLERK ARCHIVE	19,505.92	321.91	.00	19,827.83
INVESTMENTS	4,074.70	5.62	.00	4,080.32
CASH INVESTED - LOGIC	.00	.00	.00	.00
CASH INVESTED - TEXSTAR	.00	.00	.00	.00
FUND TOTALS	23,580.62	327.53	.00	23,908.15
<b>2018 052 COUNTY CLERK ARCHIVE FEE</b>				
CASH - RECORDS ARCHIVE	26,928.16	8,030.19	6,620.00-	28,338.35

ACCOUNT NAME	BEGINNING	CASH RECEIPTS	CASH DISBURSEMENTS	ENDING
INVESTMENTS	55,449.00	76.12	.00	55,525.12
CASH INVESTED - LOGIC	25,213.08	39.97	.00	25,253.05
CASH INVESTED - TEXSTAR	25,282.45	33.88	.00	25,316.33
FUND TOTALS	132,872.69	8,180.16	6,620.00	134,432.85

ACCOUNT NAME	BEGINNING	CASH RECEIPTS	CASH DISBURSEMENTS	ENDING
CASH - CHECK COLLECTING	1,560.13	75.00	113.26	1,521.87
CASH INVESTED	4,591.55	6.30	.00	4,597.85
CASH INVESTED - LOGIC	.00	.00	.00	.00
CASH INVESTED - TEXSTAR	.00	.00	.00	.00
FUND TOTALS	6,151.68	81.30	113.26	6,119.72

ACCOUNT NAME	BEGINNING	CASH RECEIPTS	CASH DISBURSEMENTS	ENDING
CASH - DA CHECK COLLECTING	75.34	.00	.00	75.34
CASH INVESTED	.00	.00	.00	.00
FUND TOTALS	75.34	.00	.00	75.34

ACCOUNT NAME	BEGINNING	CASH RECEIPTS	CASH DISBURSEMENTS	ENDING
CO ATTY FOREFEITURE	.00	.00	.00	.00
FUND TOTALS	.00	.00	.00	.00

ACCOUNT NAME	BEGINNING	CASH RECEIPTS	CASH DISBURSEMENTS	ENDING
DISTRICT ATTY FOREFEITURE	25,679.38	2,570.50	8,148.49	20,101.39
CASH - D.A. FOREFEITURE FU	30,601.11	42.03	.00	30,643.14
CASH INVESTED - TEXPOOL	25,213.08	39.97	.00	25,253.05
CASH INVESTED - LOGIC	25,179.16	33.77	.00	25,212.93
CASH INVESTED - TEXSTAR	106,672.73	2,686.27	8,148.49	101,210.51
FUND TOTALS	181,335.46	5,372.54	8,148.49	174,559.51

ACCOUNT NAME	BEGINNING	CASH RECEIPTS	CASH DISBURSEMENTS	ENDING
D A SEIZURE FUND	32,881.00	1,826.00	4,671.00	30,036.00
CASH - SEIZURE-LAW	.00	.00	.00	.00
INVESTMENTS	32,881.00	1,826.00	4,671.00	30,036.00
FUND TOTALS	32,881.00	1,826.00	4,671.00	30,036.00

ACCOUNT NAME	BEGINNING	CASH RECEIPTS	CASH DISBURSEMENTS	ENDING
SHERIFF FOREFEITURE	37,423.33	3,240.73	6,582.24	34,081.82
CASH- SHERIFF FOREFEITURE	38,188.76	52.43	.00	38,241.19
CASH INVESTED - LOGIC	25,213.08	39.97	.00	25,253.05
CASH INVESTED - TEXSTAR	25,179.16	33.77	.00	25,212.93
FUND TOTALS	126,004.33	3,366.90	6,582.24	122,788.99

ACCOUNT NAME	BEGINNING	CASH RECEIPTS	CASH DISBURSEMENTS	ENDING
JAIL COMMISSARY	44,529.31	37.86	361.71	44,205.46
CASH - JAIL COMMISSARY	79,376.68	108.95	.00	79,485.63
CASH INVESTED - TEXPOOL	.00	.00	.00	.00
CASH INVESTED - LOGIC	.00	.00	.00	.00
CASH INVESTED - TEXSTAR	123,905.99	146.81	361.71	123,691.09
FUND TOTALS	123,905.99	146.81	361.71	123,691.09

ACCOUNT NAME	BEGINNING	CASH RECEIPTS	CASH DISBURSEMENTS	ENDING
GO REPUNDING DEBT SERVICE	18,256.50	7,595.59	.00	25,852.09
CASH - 2004 GO REPUNDING D/S	263,252.88	361.42	.00	263,614.30
CASH INVESTED	77,881.08	123.48	.00	78,004.56
CASH INVESTED - LOGIC	252,770.17	338.74	.00	253,108.91
CASH INVESTED - TEXSTAR	.00	.00	.00	.00
T-BILL INVESTMENTS	612,160.63	8,419.23	.00	620,579.86
FUND TOTALS	612,160.63	8,419.23	.00	620,579.86

ACCOUNT NAME	BEGINNING	CASH RECEIPTS	CASH DISBURSEMENTS	ENDING
STATE FEES	165,286.39	53,351.12	174,185.68	44,451.83
CASH - STATE FEES	8,188.60	11.25	.00	8,199.85
CASH INVESTED				

ACCOUNT NAME	BEGINNING CASH BALANCE	CASH RECEIPTS	CASH DISBURSEMENTS	ENDING CASH BALANCE
2018 090 OFFICER'S TRUST				
CASH INVESTED - LOGIC	5,201.49	6.95	.00	5,208.44
CASH INVESTED - TEXSTAR	178,676.48	53,369.32	174,185.68	57,860.12
FUND TOTALS				
CASH-OFFICERS TRUST	.00	.00	.00	.00
CASH INVESTED	.00	.00	.00	.00
CASH INVESTED - LOGIC	.00	.00	.00	.00
FUND TOTALS	.00	.00	.00	.00
2018 091 LIBRARY TRUST - LIDDELL				
CASH-LIBRARY TRUST/LIDDELL	1,154.31	29.58	112.94	1,070.95
CD INVESTMENT	15,000.00	.00	.00	15,000.00
FUND TOTALS	16,154.31	29.58	112.94	16,070.95
2018 092 LIBRARY TRUST - ROSENSTEIN				
CASH-LIBRARY TRUST/ROSENSTEIN	1,265.69	1.08	.00	1,266.77
CD INVESTMENT	19,000.00	.00	.00	19,000.00
FUND TOTALS	20,265.69	1.08	.00	20,266.77
2018 098 PAYROLL CLEARING				
CASH - PAYROLL CLEARING	.00	947,164.18	.00	947,164.18
INVESTMENTS	.00	.00	.00	.00
FUND TOTALS	.00	947,164.18	.00	947,164.18
2018 100 CHILD ABUSE PREVENTION FUND				
CASH-CHILD ABUSE PREVENTION	307.98	1.93	.00	309.91
CASH INVESTED	.00	.00	.00	.00
FUND TOTALS	307.98	1.93	.00	309.91
2018 101 PRETRIAL DIVERSION				
CASH-PRETRIAL DIVERSION	11,034.00	60.00	.00	11,094.00
CASH INVESTED	.00	.00	.00	.00
CASH INVESTED - LOGIC	.00	.00	.00	.00
FUND TOTALS	11,034.00	60.00	.00	11,094.00
2018 102 HOTEL OCCUPANCY TAX FUND				
CASH - HOTEL OCCUPANCY TAX	48,788.02	15,740.56	.00	64,528.58
CASH INVESTED - TEXPOOL	.00	.00	.00	.00
CASH INVESTED - LOGIC	.00	.00	.00	.00
CASH INVESTED - TEXSTAR	.00	.00	.00	.00
FUND TOTALS	48,788.02	15,740.56	.00	64,528.58
GRAND TOTALS	38,906,799.28	5,246,256.40	5,266,569.93	38,886,485.75