

AFFIDAVIT

STATE OF TEXAS

COUNTY OF COOKE

The members of the Commissioners' Court of Cooke County, Texas, state as follows:

The requirement of Subsection (C) of the Texas Local Government Code, §114.026 have been met for the term of May 2017. The amount of cash and other assets in the custody of the County Treasurer at the time of examination are:

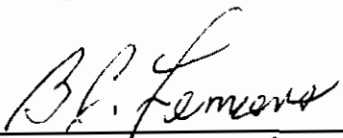
Cash (includes on hand, money market accounts, and short term investments) \$ 30,804,971.37

Other Assets (long term investments) \$ 0.00.


Sworn to and subscribed this 12 day of June, 2017.

  
\_\_\_\_\_  
Jason Brinkley, Cooke County Judge


  
\_\_\_\_\_  
Gary Hollowell, Commissioner, Pct 1

  
\_\_\_\_\_  
B. C. Lemons, Commissioner, Pct 2

\_\_\_\_\_  
John Klement, Commissioner, Pct 3

  
\_\_\_\_\_  
Leon Klement, Commissioner, Pct 4

ATTEST:

  
\_\_\_\_\_  
Rebecca Lawson, County Clerk

FILED FOR RECORD

17 JUN 12 AM 11:35


REBECCA LAWSON  
COUNTY CLERK, COOKE CO. TX


BY  DEPUTY


**FINANCIAL REPORTS**


May 2017

In accordance with Local Government Code 114.026, this affidavit states the current cash and reports in the custody of the county treasurer as of this date of May 31, 2017.

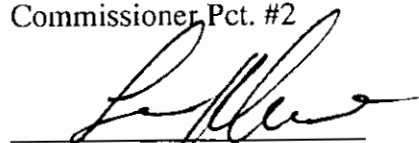
  
\_\_\_\_\_  
Jason Brinkley,  
Cooke County Judge

  
\_\_\_\_\_  
Rebecca Lawson,  
Cooke County Clerk

  
\_\_\_\_\_  
Gary Hollowell,  
Commissioner Pct. #1

  
\_\_\_\_\_  
B. C. Lemons,  
Commissioner Pct. #2

\_\_\_\_\_  
John Klement,  
Commission Pct. #3

  
\_\_\_\_\_  
Leon Klement,  
Commissioner Pct. #4

FILED FOR RECORD

17 JUN 12 AM 11:35

REBECCA LAWSON  
COUNTY CLERK, COOKE CO. TX

BY  DEPUTY



**MONTHLY REPORT**

**MAY 2017**

**PATTY BRENNAN**

**COOKE COUNTY TREASURER**

PRIOR MONTH ENDING BANK STATEMENT BALANCE \$150,373.15 3  
 CLEARED DEPOSITS \$931,487.87  
 CLEARED ADDITIONS \$.00  
 CLEARED CHECKS \$609,226.33- 83  
 CLEARED DEDUCTIONS \$335,792.56- 4

CURRENT MONTH ENDING BANK STATEMENT BALANCE \$136,842.13  
 BANK STATEMENT BALANCE \$136,842.13  
 OUTSTANDING DEPOSITS \$.00  
 OUTSTANDING ADDITIONS \$.00  
 OUTSTANDING CHECKS \$9,250.11- 15  
 OUTSTANDING DEDUCTIONS \$.00

RECONCILED BOOK BALANCE \$127,592.02  
 ENDING STATEMENT DATE 05/31/2017 CLERK: PB

TOTALS

PRIOR MONTH ENDING BANK STATEMENT BALANCE \$4,309,549.43 234  
 CLEARED DEPOSITS \$6,091,897.57 4  
 CLEARED ADDITIONS \$74,543.03 4  
 CLEARED CHECKS \$2,227,542.06- 561  
 CLEARED DEDUCTIONS \$2,530,625.70- 4

CURRENT MONTH ENDING BANK STATEMENT BALANCE \$5,717,822.27

CURRENT MONTH ENDING BANK STATEMENT BALANCE \$5,717,822.27 1  
 OUTSTANDING DEPOSITS \$2,176.00  
 OUTSTANDING ADDITIONS \$ .00  
 OUTSTANDING CHECKS \$339,143.20- 425  
 OUTSTANDING DEDUCTIONS \$ .00

RECONCILED BOOK BALANCE \$5,380,855.07

ENDING STATEMENT DATE 05/31/2017 CLERK: PB



PROSPERITY BANK

EL CAMPO, TX

Pledge Security Listing

May 31, 2017



A Division of Hilltop Securities

ID	CUSIP	Description	Safeskeeping Location	Safeskeeping Receipt	Coupon	Maturity Date	Call Date	Moody	S&P	Fitch	FASB115	Face Amount	Current Par	Current Book Value	Market Value	Gain(Loss)
2047	3128MBNA1	FHLMC G12885	FHLB	X	5.00	06/01/2021		AAA	AA+	AAA	HTM	157,950	5,837.73	5,837.66	6,095.38	257.71
2107	31410GSS58	FHMA 889257	FHLB	X	5.00	04/01/2022		AAA	AA+	AAA	HTM	105,405	3,667.37	3,667.32	3,824.38	157.06
3643	3128MKQX4	FHLMC G19469	FHLB		2.00	06/01/2028		AAA	AA+	AAA	HTM	212,159	127,649.24	128,038.17	126,299.35	(1,738.82)
<b>Total for COOKE COUNTY</b>												<b>475,513</b>	<b>137,154.34</b>	<b>137,543.15</b>	<b>136,219.11</b>	<b>(1,324.05)</b>

COOKE COUNTY



A Division of Hilltop Securities

Although the information in this report has been obtained from sources believed to be reliable, its accuracy cannot be guaranteed

report

PAGE 1 05/31/17 19:37:52  
HOLDINGS BAPN032N  
CC1 PROD

FEDERAL RESERVE BANK PLEDGEE

DISTRB PT J1  
AS OF CLOSE OF BUSINESS 05-31-2017

PLEDGEE: COOKE COUNTY J7BM INSTITUTION ID: #J7BM  
100 S. DIXON  
RM. 106

GAINESVILLE TX 76240

HOLDER : 081500862 - LANDMARK BANK

RESP FRB:H1

ACCOUNT: J7BM - \*COOKE COUNTY

CUSIP #

BVF

PAR

BALANCE	BOOK VALUE		BVF	PAR
31300LVH5	FMAR 848716 G	01-01-37	0.4157055700	
200,000.00	83,141.11			
3133TTX48	FGRA 2326ZQ	06/15/31 06-15-31	0.1247616100	
300,000.00	37,428.48			
3133XDVS7	5.25 FHLB 20 EK	12-11-20	1.0000000000	
700,000.00	700,000.00			
313378CR0	2.25 FHLB 22 KW	03-11-22	1.0000000000	
5,000,000.00	5,000,000.00			
313380GJ0	2.00 FHLB 22 WX	09-09-22	1.0000000000	
1,000,000.00	1,000,000.00			
3136ACLE9	FNRM RC025BD R13F025	03-25-33	0.5641437800	
1,400,000.00	789,801.29			
3136ACU25	FNRM RC015DC R13F015	03-25-33	0.5850104200	
500,000.00	292,505.21			
3136AKJK0	FNRM CL041CM R14F041	06-25-40	0.6583442400	
1,000,000.00	658,344.24			
3137B1CT7	FGRM 4195LH	12/15/31 12-15-31	0.5603502100	
600,000.00	336,210.13			
31392WB41	FGRM 2512PG	10/15/22 10-15-22	0.1920390400	
400,000.00	76,815.62			
31394H2Q3	FGRM 2662DH	08/15/23 08-15-23	0.5459031400	
1,200,000.00	655,083.77			
31395HVM9	FGRA 2896BZ	11/15/34 11-15-34	1.1503735600	
200,000.00	230,074.71			
38374F2L7	GNRM 2004-24 ZM	04-20-34	1.0439708337	
700,000.00	730,779.58			
			SUBTOTAL :	
13,200,000.00	10,590,184.14			
			GRAND TOTAL :	
13,200,000.00	10,590,184.14			

# Pledge Inventory Report

Landmark Bank  
Columbia, MO  
FROM 5/1/2017 TO 5/31/2017

Customer ID: 5961  
Report Date: 6/1/2017  
PAS Rep: Vance Roe  
Account Rep: Bob Fitzpatrick

Cuslp	Description	Maturity Date	Intent	S&P	Market Price	Original Face	Book Value
Ticket	Location Code/Name	Group	Coupon	Moody	Maturity (Yr)	Par	Market Value
Pledged: J7BM - COOKE COUNTY							
313378CR0	FED HOME LN BK	03/11/2022	AFS	AA+	5/31/2017	5,000,000.00	5,056,619.51
956483	FED - FEDERAL RESERVE BANK	AGY	2.25000	Aaa	4.78	5,000,000.00	5,088,399.90
313380GJ0	FED HOME LN BK	09/09/2022	AFS	AA+	5/31/2017	1,000,000.00	1,000,000.00
988741	FED - FEDERAL RESERVE BANK	AGY	2.00000	Aaa	5.28	1,000,000.00	1,003,190.00
3133XDVS7	FED HOME LN BK	12/11/2020	AFS	AA+	5/31/2017	700,000.00	776,281.58
933583	FED - FEDERAL RESERVE BANK	AGY	5.25000	Aaa	3.53	700,000.00	786,709.01
31300LVH5	FHLMC ARM POOL #8487	01/01/2037	AFS		5/31/2017	200,000.00	88,697.47
851172	FED - FEDERAL RESERVE BANK	MB3	2.90400		19.60	83,141.11	87,710.55
3133TTX48	fhmc remic ser 2326	06/15/2031	AFS	NR	5/31/2017	300,000.00	41,965.60
783451	FED - FEDERAL RESERVE BANK	MB4	6.50000		14.05	37,428.48	42,376.92
3136ACLE9	FNM13025 BD	03/25/2033	AFS	NR	5/31/2017	1,400,000.00	770,604.16
879680	FED - FEDERAL RESERVE BANK	MB4	2.00000		15.83	789,801.29	785,751.17
3136ACU25	FNM13015 DC	03/25/2033	AFS	NR	5/31/2017	500,000.00	285,838.78
881004	FED - FEDERAL RESERVE BANK	MB4	2.00000		15.83	292,505.21	288,339.73
3136AKJK0	FNR 2014-41 CM	06/25/2040	AFS	NR	5/31/2017	1,000,000.00	630,730.18
916714	FED - FEDERAL RESERVE BANK	MB4	1.50000		23.08	658,344.24	645,890.94
3137B1CT7	FHL4195 LH	12/15/2031	AFS	NR	5/31/2017	600,000.00	325,460.16
882621	FED - FEDERAL RESERVE BANK	MB4	1.50000		14.55	336,210.13	328,893.19
31392WB41	FHL2512 PG	10/15/2022	AFS	NR	5/31/2017	400,000.00	81,172.50
719835	FED - FEDERAL RESERVE BANK	MB4	5.50000		5.38	76,815.62	83,459.36
31394H2C3	FHL2662 DH	08/15/2023	AFS	NR	5/31/2017	1,200,000.00	693,019.96
887207	FED - FEDERAL RESERVE BANK	MB4	5.00000		6.21	655,083.77	691,810.58
31395HVM9	FHL2896 BZ	11/15/2034	AFS	NR	5/31/2017	200,000.00	250,326.66
856892	FED - FEDERAL RESERVE BANK	MB4	5.00000		17.47	230,074.71	249,550.79
38374F2L7	GNM04024 ZM	04/20/2034	AFS	NR	5/31/2017	700,000.00	808,364.00
844136	FED - FEDERAL RESERVE BANK	MB4	5.00000		16.90	730,779.58	811,650.95

This report reflects information submitted to us by the customer. It is not intended to be used as the official record of safekeeping location and/or pledged holdings. This information should be provided by the customer's safekeeper.



# Pledge Inventory Report

Landmark Bank  
 Columbia, MO  
 FROM 5/1/2017 TO 5/31/2017

Customer ID: 5961  
 Report Date: 6/1/2017  
 PAS Rep: Vance Roe  
 Account Rep: Bob Fitzpatrick

Cusip	Description	Maturity Date	Intent	S&P	Market Price Dt	Original Face	Book Value
Ticket	Location Code/Name	Group	Coupon	Moody	Maturity (Yr)	Par	Market Value
13	Total Pledged: J7BM - COOKE COUNTY					13,200,000.00	10,809,080.56
						10,590,184.14	10,893,733.09

This report reflects information submitted to us by the customer. It is not intended to be used as the official record of safekeeping location and/or pledged holdings. This information should be provided by the customer's safekeeper.

Landmark Bank, N.A.

Cooke County

As of: Wednesday, May 31, 2017

*Detail Section:*

<u>Account No.</u>	<u>Balance</u>	<u>Int Rate</u>	<u>Type</u>	<u>Officer</u>
28002408	\$0	0.00%	TDSV	R1B
28002416	\$0	0.00%	TDSV	R1B
28900090	\$136,842	0.00%	CK	R1B
28900287	\$5,717,822	0.42%	CK	R1B
28900325	\$4,000	0.00%	CK	R1B
28900333	\$0	0.00%	CK	R1B
28900341	\$0	0.00%	CK	R1B
28900368	\$97,834	0.42%	CK	R1B
28900376	\$197,762	0.00%	CK	R1B
28900384	\$0	0.00%	CK	R1B
28900392	\$4,889	0.00%	CK	R1B
28900406	\$73,052	0.00%	CK	R1B
28900414	\$0	0.00%	CK	R1B
28900422	\$0	0.00%	CK	R1B
28900449	\$0	0.00%	CK	R1B
28900457	\$0	0.00%	CK	R1B
28900465	\$0	0.00%	CK	R1B
28900481	\$108,806	0.00%	CK	R1B
28900511	\$3,063	0.00%	CK	R1B
28900538	\$3,669	0.00%	CK	R1B
28901259	\$11,392	0.00%	CK	ELE
28901593	\$0	0.00%	CK	JDH
4170003539	\$70,634	0.00%	CK	R1B
4170009684	\$0	0.00%	CK	R1B
4170009700	\$6,242	0.00%	CK	R1B
4170013934	\$0	0.00%	CK	JDH
4170023065	\$0	0.00%	CK	R1B
4170045332	\$15,768	0.00%	CK	T1G
4170049177	\$0	0.00%	CK	T1G
4170056479	\$527,785	0.00%	CK	T1G
4170056487	\$5,500	0.00%	CK	T1G
4170800744	\$0	0.00%	TDSV	JDH
4170800751	\$0	0.00%	TDSV	JDH
4170801528	\$0	0.00%	TDSV	R1B
4170801536	\$0	0.00%	TDSV	R1B
4170802286	\$0	0.00%	TDSV	JDH
4170802294	\$0	0.00%	TDSV	JDH
4170802849	\$0	0.00%	TDSV	JDH

6/2/2017 9:34:03 AM

4170802856	\$0	0.00%	TDSV	JDH
4170803896	\$0	0.00%	TDSV	R1B
4170803904	\$0	0.00%	TDSV	R1B
4170804019	\$0	0.00%	TDSV	R1B
4170804142	\$0	0.00%	TDSV	R1B
4170804159	\$0	0.00%	TDSV	R1B
4170804415	\$0	0.00%	TDSV	T1G
4170804423	\$0	0.00%	TDSV	T1G
4170804761	\$0	0.00%	TDSV	T1G
4170804779	\$0	0.00%	TDSV	T1G
4170805073	\$0	0.00%	TDSV	T1G
4170805081	\$0	0.00%	TDSV	T1G
4170805198	\$8,000	1.05%	TDSV	JDH
4170805677	\$0	0.52%	TDSV	T1G
4170805685	\$0	0.52%	TDSV	T1G
4170806451	\$7,500	0.80%	TDSV	T1G
4170806469	\$7,500	0.80%	TDSV	T1G
4170806691	\$500,000	1.24%	TDSV	T1G
4170806709	\$500,000	1.24%	TDSV	T1G

*Collateral Section:*

<u>Description / LOC No.</u>	<u>Amount</u>	<u>Maturity Date</u>
Securities - Market Value	\$10,893,733	(See add'l report)

*Pledge Report Summary:*

Total Deposits	\$	8,008,058
Plus Additional Coverage (per Agreement)	\$	0
Total Collateral Needed	\$	8,008,058
Collateral Pledged	\$	10,893,733
FDIC Insurance	\$	250,000
Total Collateral Provided	\$	11,143,733
Total Public Funding Excess / (Needed)	\$	3,135,675

## C.D. INVESTMENTS

-----

### LANDMARK BANK

May 2017

<u>C.D.#</u>	<u>PURCHASE DATE</u>	<u>AMOUNT</u>	<u>MAT. DATE</u>
GEN/4170805685	May 24, 2015	500,000.00	May 24, 2017
GEN/4170805677	May 24, 2015	500,000.00	May 24, 2017
GEN/4170806691	May 26, 2017	500,000.00	May 26, 2018
GEN/4170806709	May 26, 2017	500,000.00	May 26, 2018
Library – Liddell 6451	Jan 17, 2017	7,500.00	Jan 17, 2019
Library – Liddell 6469	Jan 17, 2017	7,500.00	Jan 17, 2019
Library – Rosenstein 5099	Jun 12, 2014	11,000.00	Sept 12, 2017
Library – Rosenstein 5198	Sept 16, 2014	8,000.00	Dec 16, 2017

#### INT. EARNED MONTHLY:

2-Gen CD's @ .52% (Through 5/25/17)  
2-Gen CD's @ 1.24% (Beginning 5/26/17)  
2-Liddell CD's @ .80%  
2-Rosenstein CD's @ 1.05%

Interest is deposited into the Treasurer's Fund. The 2 Gen CDs' interest is deposited monthly, and the 4 Library's CDs' interest is deposited quarterly.

### PROSPERITY BANK

GEN/14401708	Sept 17, 2015	250,000.00	Sept 17, 2017
--------------	---------------	------------	---------------

#### INT. EARNED MONTHLY:

Gen CD @ .50%

Interest accrues monthly and is deposited monthly with depository bank into the Treasurer's Fund.

C.D. INVESTMENTS

-----

THE FIRST STATE BANK

May 2017

<u>C.D.#</u>	<u>PURCHASE DATE</u>	<u>AMOUNT</u>	<u>MAT. DATE</u>
GEN/17445	Sept 17, 2015	250,000.00	Sept 17, 2017

INT. EARNED MONTHLY:

Gen CD @ .65%

Interest accrues monthly and is deposited monthly with depository bank into the Treasurer's Fund.

MUENSTER STATE BANK

GEN/2129	Sept 17, 2015	250,000.00	Sept 17, 2017
----------	---------------	------------	---------------

INT. EARNED MONTHLY:

Gen CD @ .75%

Interest accrues monthly and is deposited monthly with depository bank into the Treasurer's Fund.

INVESTMENTS-TEX STAR  
 PATTY BRENNAN, COOKE COUNTY TREASURER  
 MAY 2017

ACCT NAME	BALANCE		DEPOSITS	WITH-		CURRENT INTEREST	ENDING BALANCE
	FORWARD			DRAWALS			
GENERAL	\$ 8,322,041.00	\$ -	\$ -	\$ 1,000,000.00	\$ 4,847.95	\$ 7,326,888.95	
R & B -1	\$ 646,675.51	\$ -	\$ -	\$ 100,000.00	\$ 372.18	\$ 547,047.69	
R & B -2	\$ 445,998.60	\$ -	\$ -	\$ 100,000.00	\$ 243.76	\$ 346,242.36	
R & B -3	\$ 596,530.24	\$ -	\$ -	\$ 100,000.00	\$ 340.11	\$ 496,870.35	
R & B -4	\$ 811,968.12	\$ -	\$ -	\$ 100,000.00	\$ 477.98	\$ 712,446.10	
FM & L	\$ 350,958.37	\$ -	\$ -	\$ 50,000.00	\$ 203.75	\$ 301,162.12	
ADULT PROBATION	\$ 230,445.80	\$ -	\$ -	\$ 50,000.00	\$ 126.63	\$ 180,572.43	
PERM IMP	\$ 1,193,622.51	\$ -	\$ -	\$ 500,000.00	\$ 555.65	\$ 694,178.16	
CC LIBRARY	\$ 25,024.47	\$ -	\$ -	\$ -	\$ 16.03	\$ 25,040.50	
JP- CH SECURITY	\$ 10,039.40	\$ -	\$ -	\$ -	\$ 6.42	\$ 10,045.82	
COURTHOUSE SECURITY	\$ 70,131.35	\$ -	\$ -	\$ 25,000.00	\$ 34.47	\$ 45,165.82	
RECORDS MANAGEMENT	\$ 25,024.47	\$ -	\$ -	\$ -	\$ 16.03	\$ 25,040.50	
RECORDS PRESERVATION	\$ 105,197.07	\$ -	\$ -	\$ 25,000.00	\$ 56.88	\$ 80,253.95	
ARCHIVE FEES	\$ 25,028.75	\$ -	\$ -	\$ -	\$ 16.03	\$ 25,044.78	
2012 GO REFUNDING	\$ 325,983.38	\$ -	\$ -	\$ 150,000.00	\$ 146.17	\$ 176,129.55	
STATE FEES	\$ 100,097.92	\$ -	\$ -	\$ 75,000.00	\$ 28.22	\$ 25,126.14	
TOTAL: TREAS FUND	<u>\$ 13,284,766.96</u>	<u>\$ -</u>	<u>\$ -</u>	<u>\$ 2,275,000.00</u>	<u>\$ 7,488.26</u>	<u>\$ 11,017,255.22</u>	
YEAR - TO - DATE INTEREST	BAL FORWARD	CURRENT INT.	BALANCE				
	\$ 34,766.96	\$ 7,488.26	\$ 42,255.22				
AVG. YEILD FOR MAY 2017	0.75%	MKT VALUE PER SHARE	\$ 1.00				

INVESTMENTS-LOGIC  
 PATTY BRENNAN, COOKE COUNTY TREASURER  
 MAY 2017

ACCT NAME	BALANCE FORWARD	DEPOSITS	WITH-DRAWALS	CURRENT INTEREST	ENDING BALANCE
GENERAL	\$ 2,000,619.69	\$ -	\$ -	\$ 1,828.50	\$ 2,002,448.19
R & B -1	\$ -	\$ 200,000.00	\$ -	\$ 100.63	\$ 200,100.63
R & B -2	\$ -	\$ 200,000.00	\$ -	\$ 100.63	\$ 200,100.63
R & B -3	\$ -	\$ 200,000.00	\$ -	\$ 100.63	\$ 200,100.63
R & B -4	\$ -	\$ 200,000.00	\$ -	\$ 100.63	\$ 200,100.63
FM & L	\$ -	\$ 100,000.00	\$ -	\$ 50.32	\$ 100,050.32
ADULT PROBATION	\$ -	\$ 100,000.00	\$ -	\$ 50.32	\$ 100,050.32
PERM IMP	\$ -	\$ 1,000,000.00	\$ -	\$ 503.17	\$ 1,000,503.17
COURTHOUSE SECURITY	\$ -	\$ 50,000.00	\$ -	\$ 25.15	\$ 50,025.15
RECORDS MANAGEMENT	\$ -	\$ 150,000.00	\$ -	\$ 75.48	\$ 150,075.48
RECORDS PRESERVATION	\$ -	\$ 25,000.00	\$ -	\$ 12.57	\$ 25,012.57
2012 GO REFUNDING	\$ -	\$ 300,000.00	\$ -	\$ 150.94	\$ 300,150.94
<b>TOTAL: TREAS FUND</b>	<u>\$ 2,000,619.69</u>	<u>\$ 2,525,000.00</u>	<u>\$ -</u>	<u>\$ 3,098.97</u>	<u>\$ 4,528,718.66</u>
YEAR - TO - DATE INTEREST	BAL FORWARD	CURRENT INT.	BALANCE		
	\$ 619.69	\$ 3,098.97	\$ 3,718.66		
AVG. YEILD FOR MAY 2017	1.08%	MKT VALUE PER SHARE	\$ 1.00		

INVESTMENTS-TEXPOOL  
PATTY BRENNAN, COOKE COUNTY TREASURER  
MAY 2017

ACCT NAME	BALANCE FORWARD	DEPOSITS	WITH-DRAWALS	CURRENT INTEREST	ENDING BALANCE
GENERAL	\$ 7,991,153.94	-	\$ 1,000,000.00	\$ 4,729.25	\$ 6,995,883.19
R & B -1	\$ 1,209,161.88	-	\$ 350,000.00	\$ 624.69	\$ 859,786.57
R & B -2	\$ 510,788.34	-	\$ 100,000.00	\$ 290.92	\$ 411,079.26
R & B -3	\$ 687,650.71	-	\$ 100,000.00	\$ 406.41	\$ 588,057.12
R & B -4	\$ 612,834.09	-	\$ 100,000.00	\$ 357.54	\$ 513,191.63
FM & L	\$ 417,892.10	-	\$ 50,000.00	\$ 251.59	\$ 368,143.69
STATE FUNDS	\$ 8,106.89	-	-	\$ 5.31	\$ 8,112.20
TJPC	\$ 5,038.16	-	-	\$ 3.32	\$ 5,041.48
DIST CLK PRESERVATION	\$ 10,083.36	-	-	\$ 6.58	\$ 10,089.94
COUNTY/DIST TECH	\$ 3,026.75	-	-	\$ 1.94	\$ 3,028.69
ADULT PROB	\$ 225,052.66	-	\$ 50,000.00	\$ 125.65	\$ 175,178.31
JUV-ISP	\$ 4,827.27	-	-	\$ 3.11	\$ 4,830.38
COURT REP	\$ 42,500.08	-	-	\$ 27.72	\$ 42,527.80
PERM IMP	\$ 1,228,857.70	-	\$ 650,000.00	\$ 566.42	\$ 579,424.12
LAW ENFORCEMENT ED	\$ 10,081.31	-	-	\$ 6.58	\$ 10,087.89
JP-CH SECURITY	\$ 5,061.20	-	-	\$ 3.32	\$ 5,064.52
DIST CLK RECORDS MGMT	\$ 15,128.01	-	-	\$ 9.90	\$ 15,137.91
DIST CLK ARCHIVE	\$ 4,034.02	-	-	\$ 2.64	\$ 4,036.66
COUNTY ATTY CHECK COLLECT	\$ 4,545.54	-	-	\$ 3.01	\$ 4,548.55
JUV PROB-IVE	\$ 6,060.27	-	\$ 5,000.00	\$ 1.43	\$ 1,061.70
LAW LIBRARY	\$ 82,104.72	-	-	\$ 53.63	\$ 82,158.35
JP TECH	\$ 16,945.31	-	-	\$ 11.08	\$ 16,956.39
CH SECURITY	\$ 157,798.81	-	\$ 25,000.00	\$ 92.38	\$ 132,891.19
REC MGMT	\$ 266,495.54	-	\$ 150,000.00	\$ 110.05	\$ 116,605.59
REC PRESV	\$ 84,345.94	-	-	\$ 55.10	\$ 84,401.04
LIBRARY	\$ 22,324.75	-	-	\$ 14.57	\$ 22,339.32
ARCHIVE	\$ 54,894.98	-	-	\$ 35.84	\$ 54,930.82
DIST ATTY FORFEITURE	\$ 30,295.39	-	-	\$ 19.79	\$ 30,315.18
SHERIFF FORFEITURE	\$ 37,807.19	-	-	\$ 24.68	\$ 37,831.87



**INVESTMENTS-TEXPOOL**  
**PATTY BRENNAN, COOKE COUNTY TREASURER**  
**MAY 2017**

ACCT NAME	BALANCE FORWARD	DEPOSITS	WITH- DRAWALS	CURRENT INTEREST	ENDING BALANCE
JAIL COMMISSARY	\$ 78,583.67	\$ -	\$ -	\$ 51.30	\$ 78,634.97
2004 GO-REFUNDING	\$ 361,305.00	\$ -	\$ 150,000.00	\$ 171.96	\$ 211,476.96
<b>TOTAL: TREAS FUND</b>	<u>\$ 14,194,785.58</u>	<u>\$ -</u>	<u>\$ 2,580,000.00</u>	<u>\$ 8,067.71</u>	<u>\$ 11,472,853.29</u>
<b>YEAR - TO - DATE INTEREST</b>	<b>BAL FORWARD</b>	<b>CURRENT INT.</b>	<b>BALANCE</b>		
	\$ 42,531.46	\$ 8,067.71	\$ 50,599.17		
<b>AVG. YEILD FOR MAY 2017</b>		<b>0.77%</b>	<b>MKT VALUE PER SHARE \$</b>		<b>1.00</b>

**Cooke County**

Attn: Patty Brennan  
101 S. Dixon Street  
Gainesville, TX 76240

**Depositor Statement**

---

May 1, 2017 - May 31, 2017

Account #: 104791304900

**Account at-a-Glance**

Beginning Balance	2,001,039.51
+ Net Deposits	0.00
+ Net Accrued Interest <sup>2</sup>	1,104.69
Ending Balance	2,002,144.20
Days In Period <sup>4</sup>	31
Average Daily Balance <sup>5</sup>	2,001,039.51
Net APY This Period <sup>6</sup>	0.6500
Available Balance <sup>7</sup>	2,001,039.51

**Depositor Information**

---

Website: [www.ficaaccount.com](http://www.ficaaccount.com)

Support Center: (866) 343-5516

**Account Transactions**

Description	Date	Amount(USD\$)
No transactions in this period		

**Insured Depository Detail**

Depository Bank	FDIC Cert#	Balance(USD\$)
Bank of the Ozarks	110	50,340.27
BankUnited National Association	58979	115,604.37
Berkshire Bank	23621	85,040.20
BofI Federal Bank	35546	193,032.40
Capital Bank National Association	35278	1,537.46
Capital One National Association	4297	1,072.14
Celtic Bank	57056	38,251.84
ConnectOne Bank	57919	1,002.01
Covenant Bank	58502	1,218.52
Customers Bank	34444	17,406.97
Farmers Exchange Bank	15118	1,977.38
First Bank	58481	3,938.27
First Commerce Bank	58054	1,254.10
First Community Bank	57903	2,350.36
First Internet Bank of Indiana	34607	11,591.40
First Merchants Bank National Association	4365	1,436.16
First National Bank of Long Island	7072	3,325.56
First State Bank	13622	1,412.87
First Virginia Community Bank	58696	1,297.20

**Cooke County**

Attn: Patty Brennan  
101 S. Dixon Street  
Gainesville, TX 76240

**Depositor Statement**

**May 1, 2017 - May 31, 2017**

**Account #: 104791304900**

Depository Bank	FDIC Cert#	Balance(USD\$)
Franklin Synergy Bank	58714	30,664.64
Gorham Savings Bank	17748	6,733.50
Great Western Bank	15289	242,342.58
Guaranty Bank	28670	5,343.73
Hancock Bank	12441	2,138.65
Happy State Bank	10359	84,966.20
IBERIABANK	28100	2,632.84
Inland Bank and Trust	22444	1,919.08
Investar Bank	58316	2,304.21
Israel Discount Bank of New York	19977	236,940.66
LegacyTexas Bank	58006	52,187.81
MainStreet Bank	57742	15,562.44
Mercantil Commercebank National Association	22953	3,641.46
Merchants Bank of Indiana	8056	247,521.14
Meridian Bank	57777	7,667.66
NexBank SSB	29209	6,092.74
Pacific Mercantile Bank	34940	151,852.59
Riverview Bank	7598	1,781.25
ServisFirst Bank	57993	1,299.16
Southwest Bank	18812	123,467.47
Third Coast Bank SSB	58716	12,825.33
Valley National Bank	9396	6,082.03
Washington Trust Company of Westery	23623	3,910.45
WashingtonFirst Bank	57696	203,662.41
Wolverine Bank Federal Savings Bank	28918	14,410.00
Aggregate Net Accrued Interest <sup>3</sup>		1,104.69

**Total** 2,002,144.20

**Disclosure Information**

- 1 The Federally Insured Cash Account (FICA) is not a member of the Federal Deposit Insurance Corporation (FDIC), but the banks in which the money is deposited are FDIC members. The FDIC is an independent agency of the U.S. government that protects the funds depositors place in FDIC insured institutions. FDIC deposit insurance is backed by the full faith and credit of the U.S. government.
  - 2 Net Accrued Interest is the estimated amount of the accrued interest earned for the current month less any FICA Fee with respect to such interest. Net Accrued Interest cannot be withdrawn from the account until it is credited to the account. There is no guarantee that the account holder will receive the full amount as stated. Refer to the U.S. Bank Custodial Statement, provided via [ficaaccount.com](http://ficaaccount.com), for further details regarding interest earned and fees charged. Net Accrued Interest is for informational purposes only.
  - 3 Aggregate Net Accrued Interest is the sum of the current month's Net Accrued Interest and any prior period Net Accrued Interest not yet paid.
  - 4 Days In Period ("DIP") is the number of days in the period beginning on, and including the later of, the first day of the month or the business day an initial deposit is received by the FICA Custodian if received on or before 12:00PM EST or the business day immediately following if received after 12:00PM EST, and ending on, and including, the last day of the month. DIP does not include any date on which the balance is zero.
  - 5 Average Daily Balance is the sum of the beginning balance plus any deposits less any withdrawals averaged across number of days in Days In Period.
  - 6 Net APY This Period is the annualized yield that reflects the relationship between the net interest received plus any Net Accrued Interest and the Average Daily Balance for the statement period.
  - 7 Available Balance reflects the amount that can be withdrawn as of the date of the statement. This balance is the Ending Balance less the Aggregate Net Accrued Interest amount.
- We encourage you to compare the information provided in our statement with the U.S. Bank custody statement. You may access the U.S. Bank custody statement by calling 1-866-343-5516.

StoneCastle Cash Management, LLC is an SEC Registered Investment Advisor. StoneCastle Cash Management, LLC is an affiliate of StoneCastle Partners, LLC, a leading asset management and financial services company dedicated to investing and serving the community banking sector. Performance data shown represents past performance, and is no guarantee of future results. Rates may change without notice. Please read the Terms and Conditions relating to the FICA program for more complete information and the governing terms of the account. Review your statement for accuracy. If you have any questions regarding your account, contact a FICA representative. Registration with the SEC does not imply a particular level of skill or training.



## Account Info

- » [Account Info](#)
- [Average Daily Balance](#)
- » [Positions](#)
- » [Summary Statements](#)
- » [Detailed Activity](#)
- » [Manage Users](#)

## Need Help? Contact Us.

We are here for you.  
 Call us at (866) 343-5516,  
 or email us at  
[clientservices@StoneCastle.com](mailto:clientservices@StoneCastle.com)

## Positions: Cooke County



Reg ID	Position	Current Balance
-	Accrued Interest	\$1,104.69
110	Bank of the Ozarks	\$50,340.27
58979	BankUnited National Association	\$115,604.37
23621	Berkshire Bank	\$85,040.20
35546	Bofl Federal Bank	\$193,032.40
35278	Capital Bank National Association	\$1,537.46
4297	Capital One National Association	\$1,072.14
57056	Celtic Bank	\$38,251.84
57919	ConnectOne Bank	\$1,002.01
58502	Covenant Bank	\$1,218.52
34444	Customers Bank	\$17,406.97
15118	Farmers Exchange Bank	\$1,977.38
58481	First Bank	\$3,938.27
56054	First Commerce Bank	\$1,254.10
57903	First Community Bank	\$2,350.36
34607	First Internet Bank of Indiana	\$11,591.40
4365	First Merchants Bank National Association	\$1,436.16
7072	First National Bank of Long Island	\$3,325.56
13622	First State Bank	\$1,412.87
58696	First Virginia Community Bank	\$1,297.20
58714	Franklin Synergy Bank	\$30,664.64
17748	Gorham Savings Bank	\$6,733.50
15289	Great Western Bank	\$242,342.58
28670	Guaranty Bank	\$5,343.73
12441	Hancock Bank	\$2,138.65
10359	Happy State Bank	\$84,966.20
28100	IBERIABANK	\$2,632.84
22444	Inland Bank and Trust	\$1,919.08
58316	Investar Bank	\$2,304.21
19977	Israel Discount Bank of New York	\$236,940.66
58006	LegacyTexas Bank	\$52,167.61
57742	MainStreet Bank	\$15,562.44
22953	Mercantile Commercebank National Association	\$3,641.46
8056	Merchants Bank of Indiana	\$247,521.14
57777	Meridian Bank	\$7,667.66
29209	NexBank SSB	\$6,092.74
34940	Pacific Mercantile Bank	\$151,852.59
7598	Riverview Bank	\$1,781.25
57993	ServisFirst Bank	\$1,299.16
18812	Southwest Bank	\$123,467.47
58716	Third Coast Bank SSB	\$12,825.33
9396	Valley National Bank	\$6,082.03
23623	Washington Trust Company of Westerly	\$3,910.45
57696	WashingtonFirst Bank	\$203,662.41
28918	Wolverine Bank Federal Savings Bank	\$14,410.00
	<b>TOTAL</b>	<b>\$2,002,144.20</b>

FUND NAME	CHECKING ACCOUNT	CHECKING AMOUNT	TDOA ACCOUNT	TDOA AMOUNT	FUND TOTAL
2017 001 GENERAL	TREAS FUND	3,054,647.09	TEXPOOL LOGIC TEXSTAR STONE CERT DEPOS	6,995,883.19 2,002,448.19 7,326,888.95 2,002,144.20 1,750,000.00	23,132,011.62
2017 011 ROAD & BRIDGE 1	TREAS FUND	372,311.70	TEXPOOL LOGIC TEXSTAR STONE	859,786.57 200,100.63 547,047.69	1,979,246.59
2017 012 ROAD & BRIDGE 2	TREAS FUND	405,907.33	TEXPOOL LOGIC TEXSTAR	411,079.26 200,100.63 346,242.36	1,363,329.58
2017 013 ROAD & BRIDGE 3	TREAS FUND	370,417.56	TEXPOOL LOGIC TEXSTAR	588,057.12 200,100.63 496,870.35	1,655,445.66
2017 014 ROAD & BRIDGE 4	TREAS FUND	291,653.43	TEXPOOL LOGIC TEXSTAR	513,191.63 200,100.63 712,446.10	1,717,391.79
2017 018 CERT2 TIF	TREAS FUND		TEXPOOL LOGIC		
2017 019 FM & LATERAL	TREAS FUND	42,458.83	TEXPOOL LOGIC TEXSTAR	368,143.69 100,050.32 301,162.12	811,814.96
2017 020 TJPC	TREAS FUND	32,353.02	TEXPOOL LOGIC TEXSTAR	5,041.48	37,394.50
2017 021 JUVENILE PROB-ISP	TREAS FUND	7,228.75	TEXPOOL LOGIC TEXSTAR	4,830.38	12,059.13
2017 022 JUVENILE PROBATION	TREAS FUND	11,286.08	TEXPOOL LOGIC TEXSTAR	1,061.70	11,286.08
2017 023 JUVENILE PROB. IV-E	TREAS FUND	6,592.68	TEXPOOL LOGIC TEXSTAR	175,178.31 100,050.32 180,572.43	7,654.38
2017 028 ADULT PROBATION	TREAS FUND	61,722.74	TEXPOOL LOGIC TEXSTAR	175,178.31 100,050.32 180,572.43	517,523.80
2017 029 COMMUNITY CORRECTIONS	TREAS FUND	8,801.63	TEXPOOL LOGIC		8,801.63
2017 031 CONTRACT ELECTIONS	TREAS FUND	3,842.87	TEXPOOL LOGIC		3,842.87
2017 032 DISTRICT CLERK PRESERVATION	TREAS FUND	27,498.58	TEXPOOL LOGIC	10,089.94	

COMBINED STATEMENT OF CASH POSITION FOR MAY

FUND NAME	CHECKING ACCOUNT	CHECKING AMOUNT	TDOA ACCOUNT	TDOA AMOUNT	FUND TOTAL
2017 033 COUNTY/DISTRICT TECHNOLOGY	TREAS FUND	1,098.20	TEXPOOL LOGIC TEXSTAR	3,028.69	37,588.52
2017 034 COURT REPORTER	TREAS FUND	3,757.87	TEXPOOL LOGIC TEXSTAR	42,527.80	4,126.89
2017 035 PERMANENT IMPROVEMENT	TREAS FUND	212,067.83	TEXPOOL LOGIC TEXSTAR STONE	579,424.12 1,000,503.17 694,178.16	2,486,173.28
2017 037 LAW ENFORCEMENT ED	TREAS FUND	7,182.14	TEXPOOL LOGIC TEXSTAR	10,087.89	17,270.03
2017 038 JP TECH	TREAS FUND	13,937.58	TEXPOOL LOGIC TEXSTAR	16,956.39	30,893.97
2017 040 LAW LIBRARY	TREAS FUND	50,199.77	TEXPOOL LOGIC TEXSTAR	82,158.35	132,358.12
2017 041 CC LIBRARY FUND	TREAS FUND	17,613.44	TEXPOOL LOGIC TEXSTAR	22,339.32	64,993.26
2017 042 CC HISTORICAL COMM.	TREAS FUND	4,155.70	TEXPOOL LOGIC TEXSTAR	25,040.50	4,155.70
2017 043 JP COURTHOUSE SECURITY	TREAS FUND	3,724.10	TEXPOOL LOGIC TEXSTAR	5,064.52	18,834.44
2017 044 COURTHOUSE SECURITY	TREAS FUND	26,548.11	TEXPOOL LOGIC TEXSTAR	132,891.19 50,025.15 45,165.82	254,630.27
2017 045 FLOOD DAMAGE	TREAS FUND	17,742.00	TEXPOOL LOGIC	17,742.00	17,742.00
2017 046 CHAPTER 19	TREAS FUND		TEXPOOL		
2017 047 CC RECORDS MANAGEMENT	TREAS FUND	5,063.25	TEXPOOL LOGIC	116,605.59 150,075.48 25,040.50	5,063.25
2017 048 COUNTY RECORDS MANAGEMENT	TREAS FUND	35,086.91	TEXPOOL LOGIC TEXSTAR	84,401.04 25,012.57 80,253.95	326,808.48
2017 049 CC RECORDS PRESERVATION	TREAS FUND	61,981.18	TEXPOOL LOGIC TEXSTAR		251,648.74

FUND NAME	CHECKING ACCOUNT	CHECKING AMOUNT	TDOA ACCOUNT	TDOA AMOUNT	FUND TOTAL
2017 050 DIST CLERK RECORDS MANAGEMENT	TREAS FUND	26,705.33	TEXPOOL LOGIC TEXSTAR	15,137.91	41,843.24
2017 051 DISTRICT CLERK ARCHIVE	TREAS FUND	21,198.42	TEXPOOL LOGIC TEXSTAR	4,036.66	25,235.08
2017 052 COUNTY CLERK ARCHIVE FEE	TREAS FUND	38,628.99	TEXPOOL LOGIC TEXSTAR	54,930.82	118,604.59
2017 053 CA CHECK COLLECTING	TREAS FUND	1,349.57	TEXPOOL LOGIC TEXSTAR	4,548.55	5,898.12
2017 054 DA CHECK COLLECTING	TREAS FUND	75.34	TEXPOOL		75.34
2017 055 CO ATTY FORFEITURE	TREAS FUND	69,304.95	TEXPOOL LOGIC TEXSTAR	30,315.18	99,620.13
2017 056 DISTRICT ATTY FORFEITURE	TREAS FUND	40,015.99	TEXPOOL		40,015.99
2017 057 D A SEIZURE FUND	TREAS FUND	67,485.33	TEXPOOL LOGIC TEXSTAR	37,831.87	105,317.20
2017 059 JAIL COMMISSARY	TREAS FUND	32,227.30	TEXPOOL LOGIC TEXSTAR	78,634.97	110,862.27
2017 060 INTEREST & SINKING	TREAS FUND	47,503.04	TEXPOOL LOGIC TEXSTAR	211,476.96 300,150.94 176,129.55	735,260.49
2017 070 BOND FUND	TREAS FUND	61,247.36	TEXPOOL LOGIC TEXSTAR	8,112.20 25,126.14	94,485.70
2017 088 STATE FEES	TREAS FUND	1,310.17	CERT DEPOS	15,000.00	16,310.17
2017 091 LIBRARY TRUST - LIDDELL	TREAS FUND	2,088.81	CERT DEPOS	19,000.00	21,088.81
2017 092 LIBRARY TRUST - ROSENSTEIN	TREAS FUND	1,853,670.64	TEXPOOL		1,853,670.64
2017 098 PAYROLL CLEARING	PAYROLL				

DATE 06/07/2017 TIME 14:24

COMBINED STATEMENT OF CASH POSITION FOR MAY

GELL102 PAGE 4

FUND NAME	CHECKING ACCOUNT	CHECKING AMOUNT	TDOA ACCOUNT	TDOA AMOUNT	FUND TOTAL
2017 100 CHILD ABUSE PREVENTION FUND	TREAS FUND	286.93	TEXPOOL		286.93
2017 101 PRETRIAL DIVERSION	TREAS FUND	8,855.68	TEXPOOL		8,855.68
TOTAL		7,428,834.22		30,804,971.37	38,233,805.59



CHECK ACCOUNT

ACCOUNT BALANCE - TREAS FUND  
ACCOUNT BALANCE - PAYROLL

CHECK  
5,575,163.59  
1,853,670.64

TOTAL

7,428,834.22

TDOA ACCOUNT

ACCOUNT BALANCE - TEXPOOL  
ACCOUNT BALANCE - LOGIC  
ACCOUNT BALANCE - TEXSTAR  
ACCOUNT BALANCE - STONE  
ACCOUNT BALANCE - CERT DEPOS

TDOA  
11,472,853.29  
4,528,718.66  
11,017,255.22  
2,002,144.20  
1,784,000.00

TOTAL

30,804,971.37

ACCOUNT NAME	BEGINNING CASH BALANCE	CASH RECEIPTS	CASH DISBURSEMENTS	ENDING CASH BALANCE
<b>2017 001 GENERAL</b>				
CASH - GENERAL FUND	1,461,646.82	2,881,597.08	1,288,596.81-	3,054,647.09
CASH ON HAND	1,779.00	.00	.00	1,779.00
CASH INVESTED - TEXPOOL	7,991,153.94	4,729.25	1,000,000.00-	6,995,883.19
CASH INVESTED - LOGIC	2,000,619.69	1,828.50	.00	2,002,448.19
CASH INVESTED - TEXSTAR	8,322,041.00	4,847.95	1,000,000.00-	7,326,888.95
CASH INVESTED - STONE CASTLE	2,001,039.51	1,104.69	.00	2,002,144.20
T-BILLS - INVESTMENTS	.00	.00	.00	.00
CASH INVESTMENT-CD	1,750,000.00	.00	.00	1,750,000.00
FUND TOTALS	23,528,279.96	2,894,107.47	3,288,596.81-	23,133,790.62
<b>2017 011 ROAD &amp; BRIDGE 1</b>				
CASH - ROAD & BRIDGE # 1	290,995.77	476,190.02	394,874.09-	372,311.70
CASH INVESTED - TEXPOOL	1,209,161.88	624.69	350,000.00-	859,786.57
CASH INVESTED - LOGIC	.00	200,100.63	.00	200,100.63
CASH INVESTED - TEXSTAR	646,675.51	372.18	100,000.00-	547,047.69
STONE CASTLE	.00	.00	.00	.00
T-BILL INVESTMENTS	.00	.00	.00	.00
FUND TOTALS	2,146,833.16	677,287.52	844,874.09-	1,979,246.59
<b>2017 012 ROAD &amp; BRIDGE 2</b>				
CASH - ROAD & BRIDGE # 2	459,341.57	256,079.52	309,513.76-	405,907.33
CASH INVESTED - TEXPOOL	510,788.34	290.92	100,000.00-	411,079.26
CASH INVESTED - LOGIC	.00	200,100.63	.00	200,100.63
CASH INVESTED - TEXSTAR	445,998.60	243.76	100,000.00-	346,242.36
T-BILL INVESTMENTS	.00	.00	.00	.00
FUND TOTALS	1,416,128.51	456,714.83	509,513.76-	1,363,329.58
<b>2017 013 ROAD &amp; BRIDGE 3</b>				
CASH - ROAD & BRIDGE # 3	450,988.32	226,169.50	306,740.26-	370,417.56
CASH INVESTED - TEXPOOL	687,650.71	406.41	100,000.00-	588,057.12
CASH INVESTED - LOGIC	.00	200,100.63	.00	200,100.63
CASH INVESTED - TEXSTAR	596,530.24	340.11	100,000.00-	496,870.35
T-BILL INVESTMENTS	.00	.00	.00	.00
FUND TOTALS	1,735,169.27	427,016.65	506,740.26-	1,655,445.66
<b>2017 014 ROAD &amp; BRIDGE 4</b>				
CASH - ROAD & BRIDGE # 4	384,356.38	226,612.53	319,315.48-	291,653.43
CASH INVESTED - TEXPOOL	612,834.09	357.54	100,000.00-	513,191.63
CASH INVESTED - LOGIC	.00	200,100.63	.00	200,100.63
CASH INVESTED - TEXSTAR	811,968.12	477.98	100,000.00-	712,446.10
T-BILL INVESTMENTS	.00	.00	.00	.00
FUND TOTALS	1,809,158.59	427,548.68	519,315.48-	1,717,391.79
<b>2017 018 CERTZ TIF</b>				
CASH - CERTZ TIF	.00	.00	.00	.00
CASH INVESTED - TEXPOOL	.00	.00	.00	.00
CASH INVESTED - LOGIC	.00	.00	.00	.00
T-BILL INVESTMENT	.00	.00	.00	.00
FUND TOTALS	.00	.00	.00	.00
<b>2017 019 FM &amp; LATERAL</b>				
CASH - FM & LATERAL	42,429.87	100,028.96	100,000.00-	42,458.83
CASH INVESTED - TEXPOOL	417,892.10	251.59	50,000.00-	368,143.69
CASH INVESTED - LOGIC	.00	100,050.32	.00	100,050.32
CASH INVESTED - TEXSTAR	350,958.37	203.75	50,000.00-	301,162.12

ACCOUNT NAME	BEGINNING CASH BALANCE	CASH RECEIPTS	CASH DISBURSEMENTS	ENDING CASH BALANCE
T-BILL INVESTMENT	811,280.34	200,534.62	200,000.00	811,814.96
FUND TOTALS				

ACCOUNT NAME	BEGINNING CASH BALANCE	CASH RECEIPTS	CASH DISBURSEMENTS	ENDING CASH BALANCE
2017 020 TUPC	31,138.53	26,521.00	25,306.51	32,353.02
CASH - T.J.P.C.	5,038.16	3.32	.00	5,041.48
CASH INVESTED - TEXPOOL	.00	.00	.00	.00
CASH INVESTED - LOGIC	.00	.00	.00	.00
CASH INVESTED - TEXSTAR	36,176.69	26,524.32	25,306.51	37,394.50
FUND TOTALS				

ACCOUNT NAME	BEGINNING CASH BALANCE	CASH RECEIPTS	CASH DISBURSEMENTS	ENDING CASH BALANCE
2017 021 JUVENILE PROB-ISP	7,228.75	.00	.00	7,228.75
CASH - JUVENILE PROBATION	4,827.27	3.11	.00	4,830.38
CASH INVESTED - TEXPOOL	.00	.00	.00	.00
CASH INVESTED - LOGIC	.00	.00	.00	.00
CASH INVESTED - TEXSTAR	12,056.02	3.11	.00	12,059.13
FUND TOTALS				

ACCOUNT NAME	BEGINNING CASH BALANCE	CASH RECEIPTS	CASH DISBURSEMENTS	ENDING CASH BALANCE
2017 022 JUVENILE PROBATION	11,181.08	105.00	.00	11,286.08
CASH - JUV. PROB. DIV	.00	.00	.00	.00
CASH INVESTED - TEXPOOL	11,181.08	105.00	.00	11,286.08
FUND TOTALS				

ACCOUNT NAME	BEGINNING CASH BALANCE	CASH RECEIPTS	CASH DISBURSEMENTS	ENDING CASH BALANCE
2017 023 JUVENILE PROB. IV-E	7,992.68	5,000.00	6,400.00	6,592.68
CASH - IV-E	6,060.27	1.43	5,000.00	1,061.70
CASH INVESTED - TEXPOOL	.00	.00	.00	.00
CASH INVESTED - LOGIC	.00	.00	.00	.00
CASH INVESTED - TEXSTAR	14,052.95	5,001.43	11,400.00	7,654.38
FUND TOTALS				

ACCOUNT NAME	BEGINNING CASH BALANCE	CASH RECEIPTS	CASH DISBURSEMENTS	ENDING CASH BALANCE
2017 028 ADULT PROBATION	53,582.93	133,408.00	125,268.19	61,722.74
CASH - ADULT PROBATION	75.00	.00	.00	75.00
CASH ON HAND	225,052.66	125.65	50,000.00	175,178.31
CASH INVESTED - TEXPOOL	.00	100,050.32	.00	100,050.32
CASH INVESTED - LOGIC	230,445.80	126.63	50,000.00	180,572.43
CASH INVESTED - TEXSTAR	509,156.39	233,710.60	225,268.19	517,598.80
FUND TOTALS				

ACCOUNT NAME	BEGINNING CASH BALANCE	CASH RECEIPTS	CASH DISBURSEMENTS	ENDING CASH BALANCE
2017 029 COMMUNITY CORRECTIONS	14,142.65	.00	5,341.02	8,801.63
CASH - COMMUNITY CORRECTI	.00	.00	.00	.00
CASH INVESTED - TEXPOOL	.00	.00	.00	.00
CASH INVESTED - LOGIC	14,142.65	.00	5,341.02	8,801.63
FUND TOTALS				

ACCOUNT NAME	BEGINNING CASH BALANCE	CASH RECEIPTS	CASH DISBURSEMENTS	ENDING CASH BALANCE
2017 031 CONTRACT ELECTIONS	3,842.87	.00	.00	3,842.87
CASH - CONTRACT ELECTIONS	.00	.00	.00	.00
CASH INVESTED - TEXPOOL	.00	.00	.00	.00
CASH INVESTED - LOGIC	3,842.87	.00	.00	3,842.87
FUND TOTALS				

ACCOUNT NAME	BEGINNING CASH BALANCE	CASH RECEIPTS	CASH DISBURSEMENTS	ENDING CASH BALANCE
2017 032 DISTRICT CLERK PRESERVATION	27,186.41	615.00	302.83	27,498.58
CASH - DISTRICT CLERK PRESVATI	10,083.36	6.58	.00	10,089.94
CASH INVESTED - TEXPOOL	.00	.00	.00	.00
CASH INVESTED - LOGIC	.00	.00	.00	.00
CASH INVESTED - TEXSTAR	37,269.77	621.58	302.83	37,588.52
FUND TOTALS				

ACCOUNT NAME	BEGINNING CASH BALANCE	CASH RECEIPTS	CASH DISBURSEMENTS	ENDING CASH BALANCE
2017 033 COUNTY/DISTRICT TECHNOLOGY FUN	1,456.08	224.12	582.00	1,098.20
CASH - COUNTY/DISTRICT TECH				

ACCOUNT NAME	BEGINNING CASH BALANCE	CASH RECEIPTS	CASH DISBURSEMENTS	ENDING CASH BALANCE
2017 034 COURT REPORTER				
CASH - COURT REPORTER FUND	3,455.00	735.00	432.13-	3,757.87
CASH INVESTED - TEXPOOL	42,500.08	27.72	.00	42,527.80
CASH INVESTED - LOGIC	.00	.00	.00	.00
CASH INVESTED - TEXSTAR	.00	.00	.00	.00
FUND TOTALS	4,482.83	226.06	582.00-	4,126.89
2017 035 PERMANENT IMPROVEMENT				
CASH - PERMANENT IMPROVEM	144,895.81	1,155,348.02	1,088,176.00-	212,067.83
CASH INVESTED - TEXPOOL	1,228,857.70	566.42	650,000.00-	579,424.12
CASH INVESTED - LOGIC	.00	1,000,503.17	.00	1,000,503.17
CASH INVESTED - TEXSTAR	1,193,622.51	555.65	500,000.00-	694,178.16
STONE CASTLE	.00	.00	.00	.00
T-BILL INVESTMENTS	.00	.00	.00	.00
FUND TOTALS	2,567,376.02	2,156,973.26	2,238,176.00-	2,486,173.28
2017 037 LAW ENFORCEMENT ED				
CASH - LAW ENFORCEMENT ED	7,182.14	.00	.00	7,182.14
CASH INVESTED - TEXPOOL	10,081.31	6.58	.00	10,087.89
CASH INVESTED - LOGIC	.00	.00	.00	.00
CASH INVESTED - TEXSTAR	.00	.00	.00	.00
FUND TOTALS	17,263.45	6.58	.00	17,270.03
2017 038 JP TECH				
CASH - J P TECH FUND	13,487.93	1,140.48	690.83-	13,937.58
CASH INVESTED - TEXPOOL	16,945.31	11.08	.00	16,956.39
CASH INVESTED - LOGIC	.00	.00	.00	.00
CASH INVESTED - TEXSTAR	.00	.00	.00	.00
FUND TOTALS	30,433.24	1,151.56	690.83-	30,893.97
2017 040 LAW LIBRARY				
CASH - LAW LIBRARY	49,222.51	1,395.00	417.74-	50,199.77
CASH INVESTED - TEXPOOL	82,104.72	53.63	.00	82,158.35
CASH INVESTED - LOGIC	.00	.00	.00	.00
CASH INVESTED - TEXSTAR	.00	.00	.00	.00
FUND TOTALS	131,327.23	1,448.63	417.74-	132,358.12
2017 041 CC LIBRARY FUND				
CASH - COOKE COUNTY LIBRA	14,868.02	3,015.25	269.83-	17,613.44
CASH INVESTED - TEXPOOL	22,324.75	14.57	.00	22,339.32
CASH INVESTED - LOGIC	.00	.00	.00	.00
CASH INVESTED - TEXSTAR	25,024.47	16.03	.00	25,040.50
T-BILL INVESTMENTS	.00	.00	.00	.00
FUND TOTALS	62,217.24	3,045.85	269.83-	64,993.26
2017 042 CC HISTORICAL COMM.				
CASH - COOKE CO. HISTORIC	4,155.70	.00	.00	4,155.70
FUND TOTALS	4,155.70	.00	.00	4,155.70
2017 043 JP COURTHOUSE SECURITY				
CASH - JP COURTHOUSE SECURITY	3,466.09	282.11	24.10-	3,724.10
CASH INVESTED - TEXPOOL	5,061.20	3.32	.00	5,064.52

ACCOUNT NAME	BEGINNING CASH BALANCE	CASH RECEIPTS	CASH DISBURSEMENTS	ENDING CASH BALANCE
CASH INVESTED - LOGIC	10,039.40	.00	.00	10,039.40
CASH INVESTED - TEXSTAR	18,566.69	291.85	24.10	18,834.44
FUND TOTALS	28,606.09	291.85	24.10	28,863.84

ACCOUNT NAME	BEGINNING CASH BALANCE	CASH RECEIPTS	CASH DISBURSEMENTS	ENDING CASH BALANCE
CASH - COURTHOUSE SECURITY	30,606.93	52,175.43	56,234.25	26,548.11
CASH INVESTED - TEXPOOL	157,798.81	92.38	25,000.00	132,891.19
CASH INVESTED - LOGIC	.00	50,025.15	.00	50,025.15
CASH INVESTED - TEXSTAR	70,131.35	34.47	25,000.00	45,165.82
FUND TOTALS	258,537.09	102,327.43	106,234.25	254,630.27

ACCOUNT NAME	BEGINNING CASH BALANCE	CASH RECEIPTS	CASH DISBURSEMENTS	ENDING CASH BALANCE
CASH - FLOOD DAMAGE	17,742.00	.00	.00	17,742.00
CASH INVESTED - TEXPOOL	.00	.00	.00	.00
CASH INVESTED - LOGIC	.00	.00	.00	.00
FUND TOTALS	17,742.00	.00	.00	17,742.00

ACCOUNT NAME	BEGINNING CASH BALANCE	CASH RECEIPTS	CASH DISBURSEMENTS	ENDING CASH BALANCE
CASH - CHAPTER 19	384.22	832.38	448.16	832.38
CASH INVESTED - TEXPOOL	.00	.00	.00	.00
FUND TOTALS	384.22	832.38	448.16	832.38

ACCOUNT NAME	BEGINNING CASH BALANCE	CASH RECEIPTS	CASH DISBURSEMENTS	ENDING CASH BALANCE
CASH - CC RECORDS MANAGEMENT	4,952.91	110.34	.00	5,063.25
CASH INVESTED - TEXPOOL	.00	.00	.00	.00
FUND TOTALS	4,952.91	110.34	.00	5,063.25

ACCOUNT NAME	BEGINNING CASH BALANCE	CASH RECEIPTS	CASH DISBURSEMENTS	ENDING CASH BALANCE
CASH - RECORDS MANAGEMENT	33,859.07	151,827.84	150,600.00	35,086.91
CASH INVESTED - TEXPOOL	266,495.54	110.05	150,000.00	116,605.59
CASH INVESTED - LOGIC	.00	150,075.48	.00	150,075.48
CASH INVESTED - TEXSTAR	25,024.47	16.03	.00	25,040.50
FUND TOTALS	325,379.08	302,029.40	300,600.00	326,808.48

ACCOUNT NAME	BEGINNING CASH BALANCE	CASH RECEIPTS	CASH DISBURSEMENTS	ENDING CASH BALANCE
CASH - RECORDS PRESERVATION	54,252.18	32,729.00	25,000.00	61,981.18
CASH INVESTED - TEXPOOL	84,345.94	55.10	.00	84,401.04
CASH INVESTED - LOGIC	.00	25,012.57	.00	25,012.57
CASH INVESTED - TEXSTAR	105,197.07	56.88	25,000.00	80,253.95
FUND TOTALS	243,795.19	57,853.55	50,000.00	251,648.74

ACCOUNT NAME	BEGINNING CASH BALANCE	CASH RECEIPTS	CASH DISBURSEMENTS	ENDING CASH BALANCE
CASH - D C RECORDS MANAGEMENT	26,297.85	407.48	.00	26,705.33
CASH INVESTED - TEXPOOL	15,128.01	9.90	.00	15,137.91
CASH INVESTED - LOGIC	.00	.00	.00	.00
CASH INVESTED - TEXSTAR	.00	.00	.00	.00
FUND TOTALS	41,425.86	417.38	.00	41,843.24

ACCOUNT NAME	BEGINNING CASH BALANCE	CASH RECEIPTS	CASH DISBURSEMENTS	ENDING CASH BALANCE
DISTRICT CLERK ARCHIVE	20,698.42	500.00	.00	21,198.42
DISTRICT CLERK ARCHIVE	4,034.02	2.64	.00	4,036.66
CASH INVESTED - LOGIC	.00	.00	.00	.00
CASH INVESTED - TEXSTAR	.00	.00	.00	.00
FUND TOTALS	24,732.44	502.64	.00	25,235.08

ACCOUNT NAME	BEGINNING CASH BALANCE	CASH RECEIPTS	CASH DISBURSEMENTS	ENDING CASH BALANCE
COUNTY CLERK ARCHIVE FEE	38,259.95	7,110.00	6,740.96	38,628.99
-RECORDS ARCHIVE				
FUND TOTALS	38,259.95	7,110.00	6,740.96	38,628.99

ACCOUNT NAME	BEGINNING CASH BALANCE	CASH RECEIPTS	CASH DISBURSEMENTS	ENDING CASH BALANCE
<b>2017 053 CA CHECK COLLECTING</b>				
CASH - CHECK COLLECTING &	1,364.50	95.00	109.93-	1,349.57
CASH INVESTED - TEXPOOL	4,545.54	3.01	.00	4,548.55
CASH INVESTED - LOGIC	.00	.00	.00	.00
CASH INVESTED - TEXSTAR	.00	.00	.00	.00
FUND TOTALS	5,910.04	98.01	109.93-	5,898.12
<b>2017 054 DA CHECK COLLECTING</b>				
CASH - DA CHECK COLLECTING	75.34	.00	.00	75.34
CASH INVESTED - TEXPOOL	.00	.00	.00	.00
FUND TOTALS	75.34	.00	.00	75.34
<b>2017 055 CO APTY FORFEITURE</b>				
FUND TOTALS	.00	.00	.00	.00
<b>2017 056 DISTRICT ATTY FORFEITURE</b>				
CASH - D.A. FORFEITURE FU	70,826.84	978.11	2,500.00-	69,304.95
CASH INVESTED - TEXPOOL	30,295.39	19.79	.00	30,315.18
CASH INVESTED - LOGIC	.00	.00	.00	.00
CASH INVESTED - TEXSTAR	.00	.00	.00	.00
FUND TOTALS	101,122.23	997.90	2,500.00-	99,620.13
<b>2017 057 D A SEIZURE FUND</b>				
CASH - SEIZURE-LAW	28,884.99	11,281.00	150.00-	40,015.99
CASH INVESTED - TEXPOOL	.00	.00	.00	.00
FUND TOTALS	28,884.99	11,281.00	150.00-	40,015.99
<b>2017 058 SHERIFF FORFEITURE</b>				
CASH- SHERIFF FORFEITURE	67,485.33	.00	.00	67,485.33
CASH INVESTED - TEXPOOL	37,807.19	24.68	.00	37,831.87
CASH INVESTED - LOGIC	.00	.00	.00	.00
CASH INVESTED - TEXSTAR	.00	.00	.00	.00
FUND TOTALS	105,292.52	24.68	.00	105,317.20
<b>2017 059 JAIL COMMISSARY</b>				
CASH - JAIL COMMISSARY	29,269.92	3,491.05	533.67-	32,227.30
CASH INVESTED - TEXPOOL	78,583.67	51.30	.00	78,634.97
CASH INVESTED - LOGIC	.00	.00	.00	.00
CASH INVESTED - TEXSTAR	.00	.00	.00	.00
FUND TOTALS	107,853.59	3,542.35	533.67-	110,862.27
<b>2017 060 INTEREST &amp; SINKING</b>				
CASH - INTEREST & SINKING	.00	.00	.00	.00
CASH INVESTED - TEXPOOL	.00	.00	.00	.00
CASH INVESTED - LOGIC	.00	.00	.00	.00
T-BILL INVESTMENTS	.00	.00	.00	.00
FUND TOTALS	.00	.00	.00	.00
<b>2017 061 2004 GO REFUNDING DEBT SERVICE</b>				
CASH - 2004 GO REFUNDING D/S	41,702.02	305,801.02	300,000.00-	47,503.04
CASH INVESTED - TEXPOOL	361,305.00	171.96	150,000.00-	211,476.96
CASH INVESTED - LOGIC	.00	300,150.94	.00	300,150.94

ACCOUNT NAME	BEGINNING CASH BALANCE	CASH RECEIPTS	CASH DISBURSEMENTS	ENDING CASH BALANCE
2017 070 BOND FUND				
CASH - CONSTRUCTION FUND				
CASH INVESTED - TEXPOOL	325,983.38	146.17	150,000.00-	176,129.55
CASH INVESTED - LOGIC	.00	.00	.00	.00
FUND TOTALS	728,990.40	606,270.09	600,000.00-	735,260.49
2017 088 STATE FEES				
CASH - STATE FEES	62,724.32-	124,005.21	33.53-	61,247.36
CASH INVESTED - TEXPOOL	8,106.89	5.31	.00	8,112.20
CASH INVESTED - LOGIC	.00	.00	.00	.00
CASH INVESTED - TEXTSTAR	100,097.92	28.22	75,000.00-	25,126.14
FUND TOTALS	45,480.49	124,038.74	75,033.53-	94,485.70
2017 090 OFFICER'S TRUST				
CASH-OFFICERS TRUST	.00	.00	.00	.00
CASH INVESTED - TEXPOOL	.00	.00	.00	.00
CASH INVESTED - LOGIC	.00	.00	.00	.00
FUND TOTALS	.00	.00	.00	.00
2017 091 LIBRARY TRUST - LIDDELL				
CASH-LIBRARY TRUST/LIDDELL	1,310.17	.00	.00	1,310.17
CD INVESTMENT	15,000.00	.00	.00	15,000.00
FUND TOTALS	16,310.17	.00	.00	16,310.17
2017 092 LIBRARY TRUST - ROSENSTEIN				
CASH-LIBRARY TRUST/ROSENSTEIN	2,128.33	.00	39.52-	2,088.81
CD INVESTMENT	19,000.00	.00	.00	19,000.00
FUND TOTALS	21,128.33	.00	39.52-	21,088.81
2017 096 PAYROLL CLEARING				
CASH - PAYROLL CLEARING	922,182.77	931,487.87	.00	1,853,670.64
CASH INVESTED - TEXPOOL	.00	.00	.00	.00
FUND TOTALS	922,182.77	931,487.87	.00	1,853,670.64
2017 100 CHILD ABUSE PREVENTION FUND				
CASH-CHILD ABUSE PREVENTION	286.93	.00	.00	286.93
CASH INVESTED - TEXPOOL	.00	.00	.00	.00
FUND TOTALS	286.93	.00	.00	286.93
2017 101 PRETRIAL DIVERSION				
CASH-PRETRIAL DIVERSION	8,855.68	.00	.00	8,855.68
CASH INVESTED - TEXPOOL	.00	.00	.00	.00
CASH INVESTED - LOGIC	.00	.00	.00	.00
FUND TOTALS	8,855.68	.00	.00	8,855.68
GRAND TOTALS	38,093,243.24	9,662,057.95	9,519,641.60-	38,235,659.59