

AFFIDAVIT

STATE OF TEXAS

COUNTY OF COOKE


The members of the Commissioners' Court of Cooke County, Texas, state as follows:

The requirement of Subsection (C) of the Texas Local Government Code, §114.026 have been met for the term of July 2017. The amount of cash and other assets in the custody of the County Treasurer at the time of examination are:

Cash (includes on hand, money market accounts, and short term investments) \$ 34,449,436.81

Other Assets (long term investments) \$ 0.00.

Sworn to and subscribed this 14 day of August 2017.



Jason Brinkley, Cooke County Judge



Gary Hollowell, Commissioner, Pct 1

B. C. Lemons, Commissioner, Pct 2




John Klement, Commissioner, Pct 3





Leon Klement, Commissioner, Pct 4

ATTEST:



Rebecca Lawson, County Clerk




FILED FOR RECORD
17 AUG 14 PM 3:06
REBECCA LAWSON
COUNTY CLERK, COOKE CO. TX
BY  DEPUTY


FINANCIAL REPORTS

July 2017


In accordance with Local Government Code 114.026, this affidavit states the current cash and reports in the custody of the county treasurer as of this date of July 31, 2017.



Jason Brinkley,
Cooke County Judge

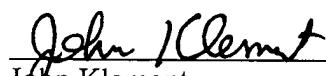


Rebecca Lawson,
Cooke County Clerk




Gary Hollowell,
Commissioner Pct. #1

B. C. Lemons,
Commissioner Pct. #2



John Klement,
Commission Pct. #3



Leon Klement,
Commissioner Pct. #4



FILED FOR RECORD

17 AUG 14 PM 3: 06

REBECCA LAWSON
COUNTY CLERK, COOKE CO. TX

BY  DEPUTY



MONTHLY REPORT

JULY 2017

PATTY BRENNAN

COOKE COUNTY TREASURER

PRIOR MONTH ENDING BANK STATEMENT BALANCE \$130,365.84 3
 CLEARED DEPOSITS \$935,069.30 2
 CLEARED ADDITIONS \$102.62 47
 CLEARED CHECKS \$597,344.67- 6
 CLEARED DEDUCTIONS \$335,252.61-

CURRENT MONTH ENDING BANK STATEMENT BALANCE \$132,940.48

CURRENT MONTH ENDING BANK STATEMENT BALANCE \$132,940.48
 OUTSTANDING DEPOSITS \$132,940.48
 OUTSTANDING ADDITIONS \$.00
 OUTSTANDING CHECKS \$3,359.33- 5
 OUTSTANDING DEDUCTIONS \$.00

RECONCILED BOOK BALANCE \$129,581.15
 ENDING STATEMENT DATE 07/31/2017 CLERK: PB

PRIOR MONTH ENDING BANK STATEMENT BALANCE \$6,871,101.36 210
 CLEARED DEPOSITS \$1,349,903.39 5
 CLEARED ADDITIONS \$81,422.59 495
 CLEARED CHECKS \$1,945,182.98-
 CLEARED DEDUCTIONS \$134,464.26- 8

CURRENT MONTH ENDING BANK STATEMENT BALANCE \$6,222,780.10

CURRENT MONTH ENDING BANK STATEMENT BALANCE \$6,222,780.10
 OUTSTANDING DEPOSITS \$.00
 OUTSTANDING ADDITIONS \$.00
 OUTSTANDING CHECKS \$1,457,498.06- 499
 OUTSTANDING DEDUCTIONS \$.00

RECONCILED BOOK BALANCE \$4,765,282.04
 ENDING STATEMENT DATE 07/31/2017 CLERK: PB



PROSPERITY BANK®

EL CAMPO, TX

Pledge Security Listing

July 31, 2017



A Division of Hilltop Securities

ID	CUSIP	Description	Safekeeping Location	Safekeeping Receipt	Coupon	Maturity Date	Call Date	Moody	S&P	Fitch	FASB115	Face Amount	Current Par	Current Book Value	Market Value	Gain/(Loss)
COOKE COUNTY																
2047	3128MBNA1	FHLMC G12885	FHLB	X	5.00	06/01/2021		AAA	AA+	AAA	HTM	157,950	5,296.41	5,296.35	5,522.80	226.45
2107	31410G5S8	FNMA 889257	FHLB	X	5.00	04/01/2021		AAA	AA+	AAA	HTM	105,405	3,215.92	3,215.88	3,349.06	133.17
3643	3128MMQX4	FHLMC G18469	FHLB		2.00	06/01/2028		AAA	AA+	AAA	HTM	212,158	123,811.22	124,176.46	121,412.38	(2,764.09)
Total for COOKE COUNTY												475,513	132,323.55	132,688.69	130,284.24	(2,404.47)



A Division of Hilltop Securities

Although the information in this report has been obtained from sources believed to be reliable, its accuracy cannot be guaranteed.

Inventory | Pledge Entity | v1.2

Page 1 of 1

7/31/2017 3:58:58 PM
1.800.922.9850 | hilltopsecurities.com

report

PAGE 1 07/31/17 19:32:46
HOLDINGS BAPN032N
CC3 PROD

FEDERAL RESERVE BANK PLEDGEE

DISTRB PT J1
AS OF CLOSE OF BUSINESS 07-31-2017

PLEDGEE: COOKE COUNTY J7BM INSTITUTION ID: #J7BM
100 S. DIXON
RM. 106

GAINESVILLE TX 76240

HOLDER : 081500862 - LANDMARK BANK RESP FRB:H1
ACCOUNT: J7BM - *COOKE COUNTY

CUSIP #	BV	PAR
BALANCE		
31300LVH5 FMAR 848716 G 01-01-37	0.3974653800	
200,000.00 79,493.08		
3133TTX48 FGRA 2326ZQ 06/15/31 06-15-31	0.1200072300	
300,000.00 36,002.17		
3133XDVS7 5.25 FHLB 20 EK 12-11-20	1.0000000000	
700,000.00 700,000.00		
313378CR0 2.25 FHLB 22 KW 03-11-22	1.0000000000	
5,000,000.00 5,000,000.00		
313380GJ0 2.00 FHLB 22 WX 09-09-22	1.0000000000	
1,000,000.00 1,000,000.00		
3136ACLE9 FNRM RC025BD R13F025 03-25-33	0.5515528400	
1,400,000.00 772,173.98		
3136ACU25 FNRM RC015DC R13F015 03-25-33	0.5684301300	
500,000.00 284,215.07		
3136AKJK0 FNRM CL041CM R14F041 06-25-40	0.6362987300	
1,000,000.00 636,298.73		
3137B1CT7 FGFRM 4195LH 12/15/31 12-15-31	0.5372299800	
600,000.00 322,337.99		
31392WB41 FGFRM 2512PG 10/15/22 10-15-22	0.1825331100	
400,000.00 73,013.24		
31394H2Q3 FGFRM 2662DH 08/15/23 08-15-23	0.5166959700	
1,200,000.00 620,035.16		
31395HVM9 FGRA 2896BZ 11/15/34 11-15-34	1.1144145900	
200,000.00 222,882.92		
38374F2L7 GNRM 2004-24 ZM 04-20-34	1.0055826194	
700,000.00 703,907.83		
	SUBTOTAL :	
13,200,000.00	10,450,360.17	
	GRAND TOTAL :	
13,200,000.00	10,450,360.17	

Pledge Inventory Report

Landmark Bank
Columbia, MO
FROM 7/1/2017 TO 7/31/2017

Customer ID: 5961
Report Date: 8/1/2017
PAS Rep: Vance Roe
Account Rep: Bob Fitzpatrick

Cusip	Description	Maturity Date	Intent	S&P	Market Price Dt	Original Face	Book Value
Ticket	Location Code/Name	Group	Coupon	Moody	Maturity (Yr)	Par	Market Value
Pledged: J7BM - COOKE COUNTY							
313378CR0	FED HOME LN BK	03/11/2022	AFS	AA+	7/31/2017	5,000,000.00	5,054,752.07
956483	FED - FEDERAL RESERVE BANK	AGY	2.25000	Aaa	4.61	5,000,000.00	5,087,900.15
313380GJ0	FED HOME LN BK	09/09/2022	AFS	AA+	7/31/2017	1,000,000.00	1,000,000.00
988741	FED - FEDERAL RESERVE BANK	AGY	2.00000	Aaa	5.11	1,000,000.00	1,000,019.99
3133XDVS7	FED HOME LN BK	12/11/2020	AFS	AA+	7/31/2017	700,000.00	772,784.94
933583	FED - FEDERAL RESERVE BANK	AGY	5.25000	Aaa	3.37	700,000.00	781,732.02
31300LVH5	FHLMC ARM POOL #8487	01/01/2037	AFS		7/31/2017	200,000.00	84,771.88
851172	FED - FEDERAL RESERVE BANK	MB3	2.92700		19.44	79,493.08	83,952.64
3133TTX48	thlmc remic ser 2326	06/15/2031	AFS		7/31/2017	300,000.00	40,334.20
783451	FED - FEDERAL RESERVE BANK	MB4	6.50000	NR	13.88	36,002.17	40,711.78
3136AOLE9	FNM13025 BD	03/25/2033	AFS		7/31/2017	1,400,000.00	753,669.10
879680	FED - FEDERAL RESERVE BANK	MB4	2.00000	Nr	15.66	772,173.98	766,863.58
3136ACU25	FNM13015 DC	03/25/2033	AFS		7/31/2017	500,000.00	277,792.41
881004	FED - FEDERAL RESERVE BANK	MB4	2.00000	Nr	15.66	284,215.07	279,331.97
3136AKJK0	FNR 2014-41 CM	06/25/2040	AFS		7/31/2017	1,000,000.00	609,923.06
916714	FED - FEDERAL RESERVE BANK	MB4	1.50000	Nr	22.92	636,298.73	624,622.12
3137B1CT7	FHL4195 LH	12/15/2031	AFS		7/31/2017	600,000.00	312,137.70
882621	FED - FEDERAL RESERVE BANK	MB4	1.50000	Nr	14.38	322,337.99	315,843.30
31392WB41	FHL2512 PG	10/15/2022	AFS		7/31/2017	400,000.00	77,020.27
719835	FED - FEDERAL RESERVE BANK	MB4	5.50000	NR	5.21	73,013.24	77,242.55
31394H2Q3	FHL2662 DH	08/15/2023	AFS		7/31/2017	1,200,000.00	655,160.95
887207	FED - FEDERAL RESERVE BANK	MB4	5.00000	NR	6.04	620,035.16	653,422.98
31395HVM9	FHL2896 BZ	11/15/2034	AFS		7/31/2017	200,000.00	242,240.12
856892	FED - FEDERAL RESERVE BANK	MB4	5.00000	Nr	17.30	222,882.92	240,653.75
38374F2L7	GNM04024 ZM	04/20/2034	AFS		7/31/2017	700,000.00	778,328.07
844136	FED - FEDERAL RESERVE BANK	MB4	5.00000	Nr	16.73	703,907.83	778,126.89

This report reflects information submitted to us by the customer. It is not intended to be used as the official record of safekeeping location and/or pledged holdings. This information should be provided by the customer's safekeeper.

Pledge Inventory Report

Landmark Bank
 Columbia, MO
 FROM 7/1/2017 TO 7/31/2017

Customer ID: 5961
 Report Date: 8/1/2017
 PAS Rep: Vance Roe
 Account Rep: Bob Fitzpatrick

Cusip Ticket	Description Location Code/Name	Maturity Date Group	Intent Coupon	S&P Moody	Market Price Dt Maturity (Yr)	Original Face Par	Book Value Market Value
13	Total Pledged: J7BM - COOKE COUNTY					13,200,000.00 10,450,360.17	10,658,912.77 10,730,423.72

This report reflects information submitted to us by the customer. It is not intended to be used as the official record of safekeeping location and/or pledged holdings. This information should be provided by the customer's safekeeper.

Landmark Bank, N.A.

Cooke County

As of: Monday, July 31, 2017

Detail Section:

<u>Account No.</u>	<u>Balance</u>	<u>Int Rate</u>	<u>Type</u>	<u>Officer</u>
28002408	\$0	0.00%	TDSV	R1B
28002416	\$0	0.00%	TDSV	R1B
28900090	\$132,940	0.00%	CK	R1B
28900287	\$6,222,780	0.70%	CK	R1B
28900325	\$7,001	0.00%	CK	R1B
28900333	\$0	0.00%	CK	R1B
28900341	\$0	0.00%	CK	R1B
28900368	\$71,541	0.70%	CK	R1B
28900376	\$124,403	0.00%	CK	R1B
28900384	\$34,849	0.00%	CK	R1B
28900392	\$2,428	0.00%	CK	R1B
28900406	\$43,494	0.00%	CK	R1B
28900414	\$1,809	0.00%	CK	R1B
28900422	\$0	0.00%	CK	R1B
28900449	\$0	0.00%	CK	R1B
28900457	\$0	0.00%	CK	R1B
28900465	\$0	0.00%	CK	R1B
28900481	\$109,529	0.00%	CK	R1B
28900511	\$3,541	0.00%	CK	R1B
28900538	\$2,887	0.00%	CK	R1B
28901259	\$10,611	0.00%	CK	ELE
28901593	\$19,936	0.00%	CK	JDH
4170003539	\$66,050	0.00%	CK	R1B
4170009684	\$0	0.00%	CK	R1B
4170009700	\$5,070	0.00%	CK	R1B
4170013934	\$0	0.00%	CK	JDH
4170023065	\$0	0.00%	CK	R1B
4170045332	\$15,760	0.00%	CK	T1G
4170049177	\$0	0.00%	CK	T1G
4170056479	\$521,565	0.00%	CK	T1G
4170056487	\$5,501	0.00%	CK	T1G
4170800744	\$0	0.00%	TDSV	JDH
4170800751	\$0	0.00%	TDSV	JDH
4170801528	\$0	0.00%	TDSV	R1B
4170801536	\$0	0.00%	TDSV	R1B
4170802286	\$0	0.00%	TDSV	JDH
4170802294	\$0	0.00%	TDSV	JDH
4170802849	\$0	0.00%	TDSV	JDH

8/2/2017 9:11:40 AM

4170802856	\$0	0.00%	TDSV	JDH
4170803896	\$0	0.00%	TDSV	R1B
4170803904	\$0	0.00%	TDSV	R1B
4170804019	\$0	0.00%	TDSV	R1B
4170804142	\$0	0.00%	TDSV	R1B
4170804159	\$0	0.00%	TDSV	R1B
4170804415	\$0	0.00%	TDSV	T1G
4170804423	\$0	0.00%	TDSV	T1G
4170804761	\$0	0.00%	TDSV	T1G
4170804779	\$0	0.00%	TDSV	T1G
4170805073	\$0	0.00%	TDSV	T1G
4170805081	\$0	0.00%	TDSV	T1G
4170805198	\$8,000	1.05%	TDSV	JDH
4170805677	\$0	0.00%	TDSV	T1G
4170805685	\$0	0.00%	TDSV	T1G
4170806451	\$7,500	0.80%	TDSV	T1G
4170806469	\$7,500	0.80%	TDSV	T1G
4170806691	\$500,000	1.24%	TDSV	T1G
4170806709	\$500,000	1.24%	TDSV	T1G

Collateral Section:

<u>Description / LOC No.</u>	<u>Amount</u>	<u>Maturity Date</u>
Securities - Market Value	\$10,730,424	(See add'l report)

Pledge Report Summary:

Total Deposits	\$ 8,424,694
Plus Additional Coverage (per Agreement)	\$ 0
Total Collateral Needed	<u>\$ 8,424,694</u>
Collateral Pledged	\$ 10,730,424
FDIC Insurance	\$ 250,000
Total Collateral Provided	<u>\$ 10,980,424</u>
Total Public Funding Excess / (Needed)	<u>\$ 2,555,730</u>

C.D. INVESTMENTS

LANDMARK BANK

July 2017

<u>C.D.#</u>	<u>PURCHASE DATE</u>	<u>AMOUNT</u>	<u>MAT. DATE</u>
GEN/4170806691	May 26, 2017	500,000.00	May 26, 2018
GEN/4170806709	May 26, 2017	500,000.00	May 26, 2018
Library – Liddell 6451	Jan 17, 2017	7,500.00	Jan 17, 2019
Library – Liddell 6469	Jan 17, 2017	7,500.00	Jan 17, 2019
Library – Rosenstein 5099	Jun 12, 2014	11,000.00	Sept 12, 2017
Library – Rosenstein 5198	Sept 16, 2014	8,000.00	Dec 16, 2017

INT. EARNED MONTHLY:

2-Gen CD's @ 1.24%
2-Liddell CD's @ .80%
2-Rosenstein CD's @ 1.05%

Interest is deposited into the Treasurer's Fund. The 2 Gen CDs' interest is deposited monthly, and the 4 Library's CDs' interest is deposited quarterly.

PROSPERITY BANK

GEN/14401708	Sept 17, 2015	250,000.00	Sept 17, 2017
--------------	---------------	------------	---------------

INT. EARNED MONTHLY:

Gen CD @ .50%

Interest accrues monthly and is deposited monthly with depository bank into the Treasurer's Fund.

C.D. INVESTMENTS

THE FIRST STATE BANK

July 2017

<u>C.D.#</u>	<u>PURCHASE DATE</u>	<u>AMOUNT</u>	<u>MAT. DATE</u>
GEN/71445	Sept 17, 2015	250,000.00	Sept 17, 2017

INT. EARNED MONTHLY:

Gen CD @ .65%

Interest accrues monthly and is deposited monthly with depository bank into the Treasurer's Fund.

MUENSTER STATE BANK

GEN/2129	Sept 17, 2015	250,000.00	Sept 17, 2017
----------	---------------	------------	---------------

INT. EARNED MONTHLY:

Gen CD @ .75%

Interest accrues monthly and is deposited monthly with depository bank into the Treasurer's Fund.

INVESTMENTS-TEXPOOL
PATTY BRENNAN, COOKE COUNTY TREASURER
JULY 2017

ACCT NAME	BALANCE		DEPOSITS	WITH-		CURRENT INTEREST	ENDING BALANCE
	FORWARD			DRAWALS			
GENERAL	\$ 6,000,406.73	\$ -	\$ -	\$ -	\$ 4,950.44	\$ 6,005,357.17	
R & B -1	\$ 860,409.66	\$ -	\$ -	\$ -	\$ 709.88	\$ 861,119.54	
R & B -2	\$ 411,377.14	\$ -	\$ -	\$ -	\$ 339.43	\$ 411,716.57	
R & B -3	\$ 538,455.96	\$ -	\$ -	\$ -	\$ 444.21	\$ 538,900.17	
R & B -4	\$ 513,563.52	\$ -	\$ -	\$ -	\$ 423.71	\$ 513,987.23	
FM & L	\$ 368,410.48	\$ -	\$ -	\$ -	\$ 303.91	\$ 368,714.39	
STATE FUNDS	\$ 8,118.10	\$ -	\$ -	\$ -	\$ 6.66	\$ 8,124.76	
TJPC	\$ 5,045.16	\$ -	\$ -	\$ -	\$ 4.18	\$ 5,049.34	
DIST CLK PRESERVATION	\$ 10,097.22	\$ -	\$ -	\$ -	\$ 8.30	\$ 10,105.52	
COUNTY/DIST TECH	\$ 3,030.95	\$ -	\$ -	\$ 1,500.00	\$ 2.16	\$ 1,533.11	
ADULT PROB	\$ 175,305.28	\$ -	\$ -	\$ -	\$ 144.64	\$ 175,449.92	
JUV-ISP	\$ 4,833.87	\$ -	\$ -	\$ -	\$ 4.03	\$ 4,837.90	
COURT REP	\$ 42,558.57	\$ -	\$ -	\$ -	\$ 35.08	\$ 42,593.65	
PERM IMP	\$ 579,844.01	\$ -	\$ -	\$ -	\$ 478.41	\$ 580,322.42	
LAW ENFORCEMENT ED	\$ 10,095.17	\$ -	\$ -	\$ -	\$ 8.30	\$ 10,103.47	
JP-GH SECURITY	\$ 5,068.22	\$ -	\$ -	\$ -	\$ 4.18	\$ 5,072.40	
DIST CLK RECORDS MGMT	\$ 15,148.88	\$ -	\$ -	\$ -	\$ 12.55	\$ 15,161.43	
DIST CLK ARCHIVE	\$ 4,039.53	\$ -	\$ -	\$ -	\$ 3.41	\$ 4,042.94	
COUNTY ATTY CHECK COLLECT	\$ 4,551.84	\$ -	\$ -	\$ -	\$ 3.72	\$ 4,555.56	
JUV PROB-IVE	\$ 1,062.46	\$ -	\$ -	\$ -	\$ 0.93	\$ 1,063.39	
LAW LIBRARY	\$ 82,217.87	\$ -	\$ -	\$ -	\$ 67.82	\$ 82,285.69	
JP TECH	\$ 16,968.68	\$ -	\$ -	\$ -	\$ 14.02	\$ 16,982.70	
CH SECURITY	\$ 132,987.50	\$ -	\$ -	\$ -	\$ 109.70	\$ 133,097.20	
REC MGMT	\$ 116,690.08	\$ -	\$ -	\$ -	\$ 96.29	\$ 116,786.37	
REC PRESV	\$ 34,434.87	\$ -	\$ -	\$ -	\$ 28.39	\$ 34,463.26	
LIBRARY	\$ 22,355.51	\$ -	\$ -	\$ -	\$ 18.51	\$ 22,374.02	
ARCHIVE	\$ 54,970.65	\$ -	\$ -	\$ -	\$ 45.37	\$ 55,016.02	
DIST ATTY FORFEITURE	\$ 30,337.13	\$ -	\$ -	\$ -	\$ 25.04	\$ 30,362.17	
SHERIFF FORFEITURE	\$ 37,859.28	\$ -	\$ -	\$ -	\$ 31.25	\$ 37,890.53	

INVESTMENTS-TEXPOOL
 PATTY BRENNAN, COOKE COUNTY TREASURER
 JULY 2017

ACCT NAME	BALANCE FORWARD	DEPOSITS	WITH- DRAWALS	CURRENT INTEREST	ENDING BALANCE
JAIL COMMISSARY	\$ 78,691.97	\$ -	\$ -	\$ 64.92	\$ 78,756.89
2004 GO-REFUNDING	\$ 211,630.24	\$ -	\$ -	\$ 174.60	\$ 211,804.84
TOTAL: TREAS FUND	<u>\$ 10,380,566.53</u>	<u>\$ -</u>	<u>\$ 1,500.00</u>	<u>\$ 8,564.04</u>	<u>\$ 10,387,630.57</u>
YEAR - TO - DATE INTEREST	BAL FORWARD	CURRENT INT.	BALANCE		
	\$ 58,312.41	\$ 8,564.04	\$ 66,876.45		
AVG. YEILD FOR JULY 2017		0.97%	MKT VALUE PER SHARE \$		1.00

INVESTMENTS-LOGIC
 PATTY BRENNAN, COOKE COUNTY TREASURER
 JULY 2017

ACCT NAME	BALANCE FORWARD	DEPOSITS	WITH-DRAWALS	CURRENT INTEREST	ENDING BALANCE
GENERAL	\$ 2,004,313.47	-	-	\$ 2,112.07	\$ 2,006,425.54
R & B -1	\$ 200,287.02	-	-	\$ 211.05	\$ 200,498.07
R & B -2	\$ 200,287.02	-	-	\$ 211.05	\$ 200,498.07
R & B -3	\$ 200,287.02	-	-	\$ 211.05	\$ 200,498.07
R & B -4	\$ 200,287.02	-	-	\$ 211.05	\$ 200,498.07
FM & L	\$ 100,143.51	-	-	\$ 105.53	\$ 100,249.04
ADULT PROBATION	\$ 100,143.51	-	-	\$ 105.53	\$ 100,249.04
PERM IMP	\$ 1,001,435.16	-	-	\$ 1,055.28	\$ 1,002,490.44
COURTHOUSE SECURITY	\$ 50,071.74	-	-	\$ 52.76	\$ 50,124.50
RECORDS MANAGEMENT	\$ 150,215.28	-	-	\$ 158.29	\$ 150,373.57
RECORDS PRESERVATION	\$ 25,035.87	-	-	\$ 26.37	\$ 25,062.24
2012 GO REFUNDING	\$ 300,430.53	-	-	\$ 316.58	\$ 300,747.11

TOTAL: TREAS FUND \$ 4,532,937.15 \$ - \$ - \$ 4,776.61 \$ 4,537,713.76

YEAR - TO - DATE INTEREST BAL FORWARD \$ 7,937.15 CURRENT INT. \$ 4,776.61 BALANCE \$ 12,713.76

AVG. YIELD FOR JULY 2017 1.24% MKT VALUE PER SHARE \$ 1.00

INVESTMENTS-TEX STAR
PATTY BRENNAN, COOKE COUNTY TREASURER
JULY 2017

ACCT NAME	BALANCE FORWARD	DEPOSITS	WITH-DRAWALS	CURRENT INTEREST	ENDING BALANCE
GENERAL	\$ 6,331,546.86	\$ -	\$ 350,000.00	\$ 5,206.09	\$ 5,986,752.95
R & B -1	\$ 547,435.76	\$ -	\$ -	\$ 456.88	\$ 547,892.64
R & B -2	\$ 346,487.98	\$ -	\$ -	\$ 289.16	\$ 346,777.14
R & B -3	\$ 497,222.83	\$ -	\$ -	\$ 414.99	\$ 497,637.82
R & B -4	\$ 612,897.53	\$ -	\$ -	\$ 511.51	\$ 613,409.04
FM & L	\$ 301,375.76	\$ -	\$ -	\$ 251.51	\$ 301,627.27
ADULT PROBATION	\$ 180,700.52	\$ -	\$ -	\$ 150.80	\$ 180,851.32
PERM IMP	\$ 694,670.58	\$ -	\$ -	\$ 579.77	\$ 695,250.35
CC LIBRARY	\$ 25,058.25	\$ -	\$ -	\$ 20.91	\$ 25,079.16
JP- CH SECURITY	\$ 10,052.92	\$ -	\$ -	\$ 8.40	\$ 10,061.32
COURTHOUSE SECURITY	\$ 45,197.87	\$ -	\$ -	\$ 37.72	\$ 45,235.59
RECORDS MANAGEMENT	\$ 25,058.25	\$ -	\$ -	\$ 20.91	\$ 25,079.16
RECORDS PRESERVATION	\$ 30,283.89	\$ -	\$ -	\$ 25.28	\$ 30,309.17
ARCHIVE FEES	\$ 25,062.54	\$ -	\$ -	\$ 20.92	\$ 25,083.46
2012 GO REFUNDING	\$ 176,254.50	\$ -	\$ -	\$ 147.09	\$ 176,401.59
STATE FEES	\$ 25,143.96	\$ -	\$ 20,000.00	\$ 16.51	\$ 5,160.47
TOTAL: TREAS FUND	\$ 9,874,450.00	\$ -	\$ 370,000.00	\$ 8,158.45	\$ 9,512,608.45
YEAR - TO - DATE INTEREST	BAL FORWARD \$ 49,450.00	CURRENT INT. \$ 8,158.45	BALANCE \$ 57,608.45		
AVG. YEILD FOR JULY 2017		0.98%	MKT VALUE PER SHARE \$ 1.00		

STONECASTLE



Cooke County

Attn: Paty Brennan
101 S. Dixon Street
Gainesville, TX 76240

July 1, 2017 - July 31, 2017
Account #: 104791304900

Depositor Statement

Account at-a-Glance

Beginning Balance	2,003,257.73
+ Net Deposits	0.00
+ Net Accrued Interest ²	1,446.20
Ending Balance	2,004,703.93
Days In Period ⁴	31
Average Daily Balance ⁵	2,003,257.73
Net APY This Period ⁶	0.8500
Available Balance ⁷	2,003,257.73

Website: www.ficaaccount.com
Support Center: (866) 343-5516

Depositor Information

No transactions in this period

Description Date Amount(USD\$)

Insured Depository Detail

Depository Bank	FDIC Cert#	Balance(USD\$)
1st Security Bank of Washington	57633	1,220.25
American National Bank	19300	19,801.84
BanCentral National Association	4033	1,063.44
Bank of England	13303	1,087.52
Bankers Bank of Kansas	27351	1,750.54
Bankwell Bank	57368	6,775.34
Bar Harbor Bank & Trust	11971	11,974.72
Berkshire Bank	23621	1,800.60
CIT Bank, National Association	58978	167,276.92
Capital Bank	58462	5,914.04
Capital Bank National Association	35278	4,923.74
Central Bank Illinois	11670	57,630.82
Citizens Bank	14851	1,148.31
ConnectOne Bank	57919	12,882.85
Covenant Bank	58502	2,507.30
Dedham Institution for Savings	23620	3,073.87
Federal Savings Bank	35518	7,250.63
First American International Bank	35186	2,625.08
First Bank	58481	6,439.92

STONECASTLE

Cooke County

Attn: Patty Brennan
101 S. Dixon Street
Gainesville, TX 76240

Depositor Statement

July 1, 2017 - July 31, 2017

Account #: 104791304900



FDIC Cert#	Depository Bank	Balance(USD\$)
35530	First Carolina Bank	36,915.14
57903	First Community Bank	1,956.72
29056	First Federal Savings Bank	62,310.48
14028	First Guaranty Bank	2,208.42
4365	First Merchants Bank National Association	3,171.40
4218	First National Bank and Trust Company of Vini	2,245.12
17884	First State Bank	1,097.32
58696	First Virginia Community Bank	2,064.84
34401	Fortis Private Bank	2,299.66
58714	Franklin Synergy Bank	11,742.32
26881	Golden Pacific Bank National Association	2,304.31
17748	Gorham Savings Bank	2,097.84
15289	Great Western Bank	248,000.00
35007	Green Bank National Association	1,589.62
28670	Guaranty Bank	7,884.97
12441	Hancock Bank	8,249.38
10359	Happy State Bank	3,271.20
20993	Hardin County Bank	9,814.19
28100	IBERIABANK	7,306.88
22444	Inland Bank and Trust	3,382.98
58631	Integrity Bank SSB	1,337.85
58316	Investar Bank	5,602.44
19977	Israel Discount Bank of New York	12,834.24
58006	Legacy Texas Bank	93,152.86
57742	MainStreet Bank	28,554.33
8056	Merchants Bank of Indiana	245,459.98
57777	Meridian Bank	2,681.80
34699	Metropolitan National Bank	39,137.27
13716	Middlefield Banking Company	1,125.46
34890	New Peoples Bank Inc.	1,057.26
34953	Northpointe Bank	1,626.44
57944	Open Bank	10,031.17
58415	Pacific Enterprise Bank	5,074.96
34940	Pacific Mercantile Bank	172,553.76
58374	Piedmont Bank	24,884.80
57729	Post Oak Bank N.A.	15,152.77
34384	Premier Bank	1,244.70
90141	Provident Bank	4,631.69
7598	Riverview Bank	2,951.70
5424	Security Bank	20,385.62
5415	Security First Bank	51,263.25
57993	ServisFirst Bank	6,186.67
58463	SmartBank	4,586.36
58558	Southern States Bank	4,199.62
18812	Southwest Bank	152,208.22
57934	Stonegate Bank	3,152.34
867	SunTrust Bank	2,065.38
34383	Texas Capital Bank National Association	39,531.44
58716	Third Coast Bank SSB	1,085.36

1 The Federally Insured Cash Account (FICA) is not a member of the Federal Deposit Insurance Corporation (FDIC), but the banks in which the money is deposited are FDIC members. The FDIC is an independent agency of the U.S. government that protects the funds depositors place in FDIC insured institutions. FDIC deposit insurance is backed by the full faith and credit of the U.S. government.

2 Net Accrued Interest is the estimated amount of the accrued interest earned for the current month less any FICA Fee with respect to such interest. Net Accrued Interest cannot be withdrawn from the account until it is credited to the account. There is no guarantee that the account holder will receive the full amount as stated. Refer to the U.S. Bank Custodial Statement, provided via fcaaccount.com, for further details regarding interest earned and fees charged. Net Accrued Interest is for informational purposes only.

3 Aggregate Net Accrued Interest is the sum of the current month's Net Accrued Interest and any prior period Net Accrued Interest not yet paid.

4 Days In Period ("DIP") is the number of days in the period beginning on, and including, the last day of the month, DIP does not include any date on which the balance is zero.

5 Average Daily Balance is the sum of the beginning balance plus any deposits less any withdrawals averaged across number of days in Days In Period.

6 Net APY This Period is the annualized yield that reflects the relationship between the net interest received plus any Net Accrued Interest and the Average Daily Balance for the statement period.

7 Available Balance reflects the amount that can be withdrawn as of the date of the statement. This balance is the Ending Balance less the Aggregate Net Accrued Interest amount.

We encourage you to compare the information provided in our statement with the U.S. Bank custody statement. You may access the U.S. Bank custody statement by calling 1-866-343-5516.

StoneCastle Cash Management, LLC is an SEC Registered Investment Advisor. StoneCastle Cash Management, LLC is an affiliate of StoneCastle Partners, LLC, a leading asset management and financial services company dedicated to investing and serving the community banking sector. Performance data shown represents past performance, and is no guarantee of future results. Rates may change without notice. Please read the Terms and Conditions relating to the FICA program for more complete information and the governing terms of the account. Review your statement for accuracy. If you have any questions regarding your account, contact a FICA representative. Registration with the SEC does not imply a particular level of skill or training.

Disclosure Information

Depository Bank	FDIC Cert#	Balance(USD\$)
Trustmark National Bank	4988	1,445.50
USameriBank	58427	3,036.59
Valley National Bank	9396	52,968.83
Washington Trust Company of Westery	23623	7,759.95
WashingtonFirst Bank	57696	247,226.60
Aggregate Net Accrued Interest?		1,446.20
Total		2,004,703.93

Depositor Statement
 July 1, 2017 - July 31, 2017
 Account #: 104791304900

Cooke County
 Attn: Patty Brennan
 101 S. Dixon Street
 Gainesville, TX 76240



COMBINED STATEMENT OF CASH POSITION FOR JULY

FUND NAME	CHECKING ACCOUNT	CHECKING AMOUNT	TDOA ACCOUNT	TDOA AMOUNT	FUND TOTAL
2017 001 GENERAL	TREAS FUND	2,849,639.11	TEXPOOL LOGIC TEXSTAR STONE CERT DEPOS	6,005,357.17 2,006,425.54 5,986,752.95 2,004,703.93 1,750,000.00	20,602,878.70
2017 011 ROAD & BRIDGE 1	TREAS FUND	290,741.26	TEXPOOL LOGIC TEXSTAR STONE	861,119.54 200,498.07 547,892.64	1,900,251.51
2017 012 ROAD & BRIDGE 2	TREAS FUND	198,383.43	TEXPOOL LOGIC TEXSTAR	411,716.57 200,498.07 346,777.14	1,157,375.21
2017 013 ROAD & BRIDGE 3	TREAS FUND	289,898.19	TEXPOOL LOGIC TEXSTAR	538,900.17 200,498.07 497,637.82	1,526,934.25
2017 014 ROAD & BRIDGE 4	TREAS FUND	320,180.03	TEXPOOL LOGIC TEXSTAR	513,987.23 200,498.07 613,409.04	1,648,074.37
2017 018 CERTZ TIF	TREAS FUND		TEXPOOL LOGIC		
2017 019 FM & LATERAL	TREAS FUND	42,544.09	TEXPOOL LOGIC TEXSTAR	368,714.39 100,249.04 301,627.27	813,134.79
2017 020 TUPC	TREAS FUND	49,445.11	TEXPOOL LOGIC TEXSTAR	5,049.34	54,494.45
2017 021 JUVENILE PROB-ISP	TREAS FUND	7,238.57	TEXPOOL LOGIC TEXSTAR	4,837.90	12,076.47
2017 022 JUVENILE PROBATION	TREAS FUND	11,509.38	TEXPOOL LOGIC		11,509.38
2017 023 JUVENILE PROB. IV-E	TREAS FUND	6,599.76	TEXPOOL LOGIC TEXSTAR	1,063.39	7,663.15
2017 028 ADULT PROBATION	TREAS FUND	103,413.81	TEXPOOL LOGIC TEXSTAR	175,449.92 100,249.04 180,851.32	559,964.09
2017 029 COMMUNITY CORRECTIONS	TREAS FUND	14,527.00	TEXPOOL LOGIC		14,527.00
2017 031 CONTRACT ELECTIONS	TREAS FUND	3,848.09	TEXPOOL LOGIC		3,848.09
2017 032 DISTRICT CLERK PRESERVATION	TREAS FUND	26,119.47	TEXPOOL LOGIC		10,105.52

COMBINED STATEMENT OF CASH POSITION FOR JULY

FUND NAME	CHECKING ACCOUNT	CHECKING AMOUNT	TDOA ACCOUNT	TDOA AMOUNT	FUND TOTAL
2017 033 COUNTY/DISTRICT TECHNOLOGY	FTREAS FUND	943.95	TEXSTAR	1,533.11	36,224.99
2017 034 COURT REPORTER	TREAS FUND	3,814.37	TEXPOOL LOGIC TEXSTAR	42,593.65	2,477.06
2017 035 PERMANENT IMPROVEMENT	TREAS FUND	119,919.33	TEXPOOL LOGIC TEXSTAR STONE	580,322.42 1,002,490.44 695,250.35	46,408.02
2017 037 LAW ENFORCEMENT ED	TREAS FUND	7,031.89	TEXPOOL LOGIC TEXSTAR	10,103.47	2,397,982.54
2017 038 JP TECH	TREAS FUND	15,252.76	TEXPOOL LOGIC TEXSTAR	16,982.70	17,135.36
2017 040 LAW LIBRARY	TREAS FUND	52,407.01	TEXPOOL LOGIC TEXSTAR	82,285.69	32,235.46
2017 041 CC LIBRARY FUND	TREAS FUND	17,103.41	TEXPOOL LOGIC TEXSTAR	22,374.02	134,692.70
2017 042 CC HISTORICAL COMM.	TREAS FUND	4,161.34	TEXPOOL LOGIC TEXSTAR	5,072.40	64,556.59
2017 043 JP COURTHOUSE SECURITY	TREAS FUND	4,309.70	TEXPOOL LOGIC TEXSTAR	10,061.32	4,161.34
2017 044 COURTHOUSE SECURITY	TREAS FUND	30,923.93	TEXPOOL LOGIC TEXSTAR	133,097.20 50,124.50 45,235.59	19,443.42
2017 045 FLOOD DAMAGE	TREAS FUND	17,742.00	TEXPOOL LOGIC	17,742.00	259,381.22
2017 046 CHAPTER 19	TREAS FUND	5,300.86	TEXPOOL	5,300.86	17,742.00
2017 047 CC RECORDS MANAGEMENT	TREAS FUND	35,205.43	TEXPOOL LOGIC TEXSTAR	116,786.37 150,373.57 25,079.16	5,300.86
2017 048 COUNTY RECORDS MANAGEMENT	TREAS FUND	30,810.32	TEXPOOL LOGIC TEXSTAR	34,463.26 25,062.24 30,309.17	327,444.53
2017 049 CC RECORDS PRESERVATION	TREAS FUND	30,810.32	TEXPOOL LOGIC TEXSTAR	30,309.17	120,644.99

COMBINED STATEMENT OF CASH POSITION FOR JULY

FUND NAME	CHECKING ACCOUNT	CHECKING AMOUNT	TDOA ACCOUNT	TDOA AMOUNT	FUND TOTAL
2017 050 DIST CLERK RECORDS MANAGEMENT	TREAS FUND	27,403.66	TEXPOOL LOGIC TEXSTAR	15,161.43	
2017 051 DISTRICT CLERK ARCHIVE	TREAS FUND	21,967.05	TEXPOOL LOGIC TEXSTAR	4,042.94	42,565.09
2017 052 COUNTY CLERK ARCHIVE FEE	TREAS FUND	43,654.45	TEXPOOL LOGIC TEXSTAR	55,016.02	26,009.99
2017 053 CA CHECK COLLECTING	TREAS FUND	1,438.72	TEXPOOL LOGIC TEXSTAR	4,555.56	123,753.93
2017 054 DA CHECK COLLECTING	TREAS FUND	75.34	TEXPOOL LOGIC TEXSTAR		5,994.28
2017 055 CO ATTY FORFEITURE	TREAS FUND	75.34	TEXPOOL LOGIC TEXSTAR		75.34
2017 056 DISTRICT ATTY FORFEITURE	TREAS FUND	70,530.24	TEXPOOL LOGIC TEXSTAR	30,362.17	
2017 057 D A SEIZURE FUND	TREAS FUND	36,773.99	TEXPOOL LOGIC TEXSTAR		100,892.41
2017 058 SHERIFF FORFEITURE	TREAS FUND	60,362.90	TEXPOOL LOGIC TEXSTAR	37,890.53	36,773.99
2017 059 JAIL COMMISSARY	TREAS FUND	33,356.96	TEXPOOL LOGIC TEXSTAR	78,756.89	98,253.43
2017 060 INTEREST & SINKING	TREAS FUND		TEXPOOL LOGIC TEXSTAR		112,113.85
2017 061 2004 GO REFUNDING DEBT SERVITREAS FUND	TREAS FUND	55,038.15	TEXPOOL LOGIC TEXSTAR	211,804.84	
2017 070 BOND FUND	TREAS FUND		TEXPOOL LOGIC TEXSTAR	300,747.11	
2017 088 STATE FEES	TREAS FUND	36,255.48	TEXPOOL LOGIC TEXSTAR	176,401.59	743,991.69
2017 090 OFFICER'S TRUST	TREAS FUND		TEXPOOL LOGIC TEXSTAR	8,124.76	
2017 091 LIBRARY TRUST - LIDDELL	TREAS FUND	1,341.86	CERT DEPOS	5,160.47	49,540.71
2017 092 LIBRARY TRUST - ROSENSTEIN	TREAS FUND	1,834.72	CERT DEPOS	15,000.00	16,341.86
2017 098 PAYROLL CLEARING	PAYROLL	1,456,300.82	TEXPOOL	19,000.00	20,834.72
					1,456,300.82

DATE 08/08/2017 TIME 11:35

COMBINED STATEMENT OF CASH POSITION FOR JULY

FUND NAME	CHECKING ACCOUNT	CHECKING AMOUNT	TDOA ACCOUNT	TDOA AMOUNT	FUND TOTAL
2017 100 CHILD ABUSE PREVENTION FUND	TREAS FUND	292.20	TEXPOOL		292.20
2017 101 PRETRIAL DIVERSION	TREAS FUND	8,855.68	TEXPOOL		8,855.68
TOTAL		6,414,495.82		28,226,656.71	34,641,152.53

COMBINED STATEMENT OF CASH POSITION FOR JULY

CHECK ACCOUNT

ACCOUNT BALANCE - TREAS FUND	4,958,195.00
ACCOUNT BALANCE - PAYROLL	1,456,300.82
TOTAL	<u>6,414,495.82</u>

CHECK

TDOA ACCOUNT

ACCOUNT BALANCE - TEXPOOL	10,387,630.57
ACCOUNT BALANCE - LOGIC	4,537,713.76
ACCOUNT BALANCE - TEXSTAR	9,512,608.45
ACCOUNT BALANCE - STONE	2,004,703.93
ACCOUNT BALANCE - CERT DEPOS	1,784,000.00
TOTAL	<u>28,226,656.71</u>

TDOA

TOTAL 28,226,656.71

ACCOUNT NAME	BEGINNING CASH BALANCE	CASH RECEIPTS	CASH DISBURSEMENTS	ENDING CASH BALANCE
2017 001 GENERAL				
CASH - GENERAL FUND	4,211,221.41	1,062,716.55	2,424,298.85	2,849,639.11
CASH ON HAND	1,779.00	.00	.00	1,779.00
CASH INVESTED - TEXPOOL	6,000,408.73	4,950.44	.00	6,005,357.17
CASH INVESTED - LOGIC	2,004,313.47	2,112.07	.00	2,006,425.54
CASH INVESTED - TEXSTAR	6,331,546.86	5,206.09	350,000.00	5,986,752.95
CASH INVESTED - STONE CASTLE	2,003,257.73	1,446.20	.00	2,004,703.93
T-BILLS - INVESTMENTS	1,750,000.00	.00	.00	.00
CASH INVESTMENT-CD	22,302,525.20	.00	.00	22,302,525.20
FUND TOTALS	22,302,525.20	1,076,431.35	2,774,298.85	20,604,657.70

ACCOUNT NAME	BEGINNING CASH BALANCE	CASH RECEIPTS	CASH DISBURSEMENTS	ENDING CASH BALANCE
2017 011 ROAD & BRIDGE 1				
CASH - ROAD & BRIDGE # 1	335,690.77	55,122.52	100,072.03	290,741.26
CASH INVESTED - TEXPOOL	860,409.66	709.88	.00	861,119.54
CASH INVESTED - LOGIC	200,287.02	211.05	.00	200,498.07
CASH INVESTED - TEXSTAR	547,435.76	456.88	.00	547,892.64
STONE CASTLE	.00	.00	.00	.00
T-BILL INVESTMENTS	.00	.00	.00	.00
FUND TOTALS	1,943,823.21	56,500.33	100,072.03	1,900,251.51

ACCOUNT NAME	BEGINNING CASH BALANCE	CASH RECEIPTS	CASH DISBURSEMENTS	ENDING CASH BALANCE
2017 012 ROAD & BRIDGE 2				
CASH - ROAD & BRIDGE # 2	343,189.03	18,091.02	162,896.62	198,383.43
CASH INVESTED - TEXPOOL	411,377.14	339.43	.00	411,716.57
CASH INVESTED - LOGIC	200,287.02	211.05	.00	200,498.07
CASH INVESTED - TEXSTAR	346,487.98	289.16	.00	346,777.14
T-BILL INVESTMENTS	.00	.00	.00	.00
FUND TOTALS	1,301,341.17	18,930.66	162,896.62	1,157,375.21

ACCOUNT NAME	BEGINNING CASH BALANCE	CASH RECEIPTS	CASH DISBURSEMENTS	ENDING CASH BALANCE
2017 013 ROAD & BRIDGE 3				
CASH - ROAD & BRIDGE # 3	327,085.35	90,283.10	127,470.26	289,898.19
CASH INVESTED - TEXPOOL	538,455.96	444.21	.00	538,900.17
CASH INVESTED - LOGIC	200,287.02	211.05	.00	200,498.07
CASH INVESTED - TEXSTAR	497,222.83	414.99	.00	497,637.82
T-BILL INVESTMENTS	.00	.00	.00	.00
FUND TOTALS	1,563,051.16	91,353.35	127,470.26	1,526,934.25

ACCOUNT NAME	BEGINNING CASH BALANCE	CASH RECEIPTS	CASH DISBURSEMENTS	ENDING CASH BALANCE
2017 014 ROAD & BRIDGE 4				
CASH - ROAD & BRIDGE # 4	388,268.23	41,645.50	109,733.70	320,180.03
CASH INVESTED - TEXPOOL	513,563.52	423.71	.00	513,987.23
CASH INVESTED - LOGIC	200,287.02	211.05	.00	200,498.07
CASH INVESTED - TEXSTAR	612,897.53	511.51	.00	613,409.04
T-BILL INVESTMENTS	.00	.00	.00	.00
FUND TOTALS	1,715,016.30	42,791.77	109,733.70	1,648,074.37

ACCOUNT NAME	BEGINNING CASH BALANCE	CASH RECEIPTS	CASH DISBURSEMENTS	ENDING CASH BALANCE
2017 018 CERTZ TIF				
CASH - CERTZ TIF	.00	.00	.00	.00
CASH INVESTED - TEXPOOL	.00	.00	.00	.00
CASH INVESTED - LOGIC	.00	.00	.00	.00
T-BILL INVESTMENT	.00	.00	.00	.00
FUND TOTALS	.00	.00	.00	.00

ACCOUNT NAME	BEGINNING CASH BALANCE	CASH RECEIPTS	CASH DISBURSEMENTS	ENDING CASH BALANCE
2017 019 FM & LATERAL				
CASH - FM & LATERAL	42,511.66	33.67	1.24	42,544.09
CASH INVESTED - TEXPOOL	368,410.48	303.91	.00	368,714.39
CASH INVESTED - LOGIC	100,143.51	105.53	.00	100,249.04
CASH INVESTED - TEXSTAR	301,375.76	251.51	.00	301,627.27

ACCOUNT NAME	BEGINNING CASH BALANCE	CASH RECEIPTS	CASH DISBURSEMENTS	ENDING CASH BALANCE
2017 020 TJPC				
CASH - T.J.P.C.	40,842.34	26,422.00	17,819.23	49,445.11
CASH INVESTED - TEXPOOL	5,045.16	4.18	.00	5,049.34
CASH INVESTED - LOGIC	.00	.00	.00	.00
CASH INVESTED - TEXSTAR	.00	.00	.00	.00
FUND TOTALS	45,887.50	26,426.18	17,819.23	54,494.45
2017 021 JUVENILE PROB-ISP				
CASH - JUVENILE PROBATION	7,238.57	.00	.00	7,238.57
CASH INVESTED - TEXPOOL	4,833.87	4.03	.00	4,837.90
CASH INVESTED - LOGIC	.00	.00	.00	.00
CASH INVESTED - TEXSTAR	.00	.00	.00	.00
FUND TOTALS	12,072.44	4.03	.00	12,076.47
2017 022 JUVENILE PROBATION				
CASH - JUV. PROB. DIV	11,439.38	70.00	.00	11,509.38
CASH INVESTED - TEXPOOL	.00	.00	.00	.00
FUND TOTALS	11,439.38	70.00	.00	11,509.38
2017 023 JUVENILE PROB. IV-E				
CASH - IV-E	6,599.76	.00	.00	6,599.76
CASH INVESTED - TEXPOOL	1,062.46	.93	.00	1,063.39
CASH INVESTED - LOGIC	.00	.00	.00	.00
CASH INVESTED - TEXSTAR	.00	.00	.00	.00
FUND TOTALS	7,662.22	.93	.00	7,663.15
2017 028 ADULT PROBATION				
CASH - ADULT PROBATION	100,392.79	29,047.00	26,025.98	103,413.81
CASH ON HAND	75.00	.00	.00	75.00
CASH INVESTED - TEXPOOL	175,305.28	144.64	.00	175,449.92
CASH INVESTED - LOGIC	100,143.51	105.53	.00	100,249.04
CASH INVESTED - TEXSTAR	180,700.52	150.80	.00	180,851.32
FUND TOTALS	556,617.10	29,447.97	26,025.98	560,039.09
2017 029 COMMUNITY CORRECTIONS				
CASH - COMMUNITY CORRECTI	19,938.61	.00	5,411.61	14,527.00
CASH INVESTED - TEXPOOL	.00	.00	.00	.00
CASH INVESTED - LOGIC	.00	.00	.00	.00
FUND TOTALS	19,938.61	.00	5,411.61	14,527.00
2017 031 CONTRACT ELECTIONS				
CASH - CONTRACT ELECTIONS	3,848.09	.00	.00	3,848.09
CASH INVESTED - TEXPOOL	.00	.00	.00	.00
CASH INVESTED - LOGIC	.00	.00	.00	.00
FUND TOTALS	3,848.09	.00	.00	3,848.09
2017 032 DISTRICT CLERK PRESERVATION				
CASH - DISTRICT CLERK PRESVARTI	26,856.37	460.00	1,196.90	26,119.47
CASH INVESTED - TEXPOOL	10,097.22	8.30	.00	10,105.52
CASH INVESTED - LOGIC	.00	.00	.00	.00
CASH INVESTED - TEXSTAR	.00	.00	.00	.00
FUND TOTALS	36,953.59	468.30	1,196.90	36,224.99
2017 033 COUNTY/DISTRICT TECHNOLOGY FUN				
CASH - COUNTY/DISTRICT TECH	1,370.93	1,713.58	2,140.56	943.95

ACCOUNT NAME	BEGINNING CASH BALANCE	CASH RECEIPTS	CASH DISBURSEMENTS	ENDING CASH BALANCE
2017 034 COURT REPORTER				
CASH INVESTED - TEXPOOL	3,030.95	2.16	1,500.00	1,533.11
CASH INVESTED - LOGIC	.00	.00	.00	.00
CASH INVESTED - TEXSTAR	.00	.00	.00	.00
FUND TOTALS	4,401.88	1,715.74	3,640.56	2,477.06
2017 035 PERMANENT IMPROVEMENT				
CASH INVESTED - TEXPOOL	4,192.58	1,090.00	1,468.21	3,814.37
CASH INVESTED - LOGIC	42,558.57	35.08	.00	42,593.65
CASH INVESTED - TEXSTAR	.00	.00	.00	.00
FUND TOTALS	46,751.15	1,125.08	1,468.21	46,408.02
2017 037 LAW ENFORCEMENT ED				
CASH INVESTED - TEXPOOL	117,569.62	2,542.39	192.68	119,919.33
CASH INVESTED - LOGIC	579,844.01	478.41	.00	580,322.42
CASH INVESTED - TEXSTAR	1,001,435.16	1,055.28	.00	1,002,490.44
STONE CASTLE	694,670.58	579.77	.00	695,250.35
T-BILL INVESTMENTS	.00	.00	.00	.00
FUND TOTALS	2,393,519.37	4,655.85	192.68	2,397,982.54
2017 038 JP TECH				
CASH INVESTED - TEXPOOL	7,191.89	.00	160.00	7,031.89
CASH INVESTED - LOGIC	10,095.17	8.30	.00	10,103.47
CASH INVESTED - TEXSTAR	.00	.00	.00	.00
FUND TOTALS	17,287.06	8.30	160.00	17,135.36
2017 040 LAW LIBRARY				
CASH INVESTED - TEXPOOL	14,534.07	1,318.74	600.05	15,252.76
CASH INVESTED - LOGIC	16,968.68	14.02	.00	16,982.70
CASH INVESTED - TEXSTAR	.00	.00	.00	.00
FUND TOTALS	31,502.75	1,332.76	600.05	32,235.46
2017 041 CC LIBRARY FUND				
CASH INVESTED - TEXPOOL	51,254.75	1,570.00	417.74	52,407.01
CASH INVESTED - LOGIC	82,217.87	67.82	.00	82,285.69
CASH INVESTED - TEXSTAR	.00	.00	.00	.00
FUND TOTALS	133,472.62	1,637.82	417.74	134,692.70
2017 042 CC HISTORICAL COMM.				
CASH INVESTED - TEXPOOL	15,803.43	1,929.65	629.67	17,103.41
CASH INVESTED - LOGIC	22,355.51	18.51	.00	22,374.02
CASH INVESTED - TEXSTAR	.00	.00	.00	.00
T-BILL INVESTMENTS	25,058.25	20.91	.00	25,079.16
FUND TOTALS	63,217.19	1,969.07	629.67	64,556.59
2017 043 JP COURTHOUSE SECURITY				
CASH INVESTED - TEXPOOL	4,008.79	326.67	25.76	4,309.70
CASH INVESTED - LOGIC	5,068.22	4.18	.00	5,072.40
FUND TOTALS	4,161.34	.00	.00	4,161.34

ACCOUNT NAME	BEGINNING CASH BALANCE	CASH RECEIPTS	CASH DISBURSEMENTS	ENDING CASH BALANCE
2017 044 COURTHOUSE SECURITY				
CASH - COURTHOUSE SECURITY	10,052.92	8.40	.00	10,061.32
CASH INVESTED - LOGIC	19,129.93	339.25	25.76	19,443.42
CASH INVESTED - TEXSTAR				
FUND TOTALS	28,706.04	2,217.89	.00	30,923.93
	132,987.50	109.70	.00	133,097.20
	50,071.74	52.76	.00	50,124.50
	45,197.87	37.72	.00	45,235.59
FUND TOTALS	256,963.15	2,418.07	.00	259,381.22

2017 045 FLOOD DAMAGE				
CASH - FLOOD DAMAGE	17,742.00	.00	.00	17,742.00
CASH INVESTED - TEXPOOL	.00	.00	.00	.00
CASH INVESTED - LOGIC	.00	.00	.00	.00
FUND TOTALS	17,742.00	.00	.00	17,742.00

2017 046 CHAPTER 19				
CASH - CHAPTER 19	.00	.00	.00	.00
CASH INVESTED - TEXPOOL	.00	.00	.00	.00
FUND TOTALS	.00	.00	.00	.00

2017 047 CC RECORDS MANAGEMENT				
CASH - CC RECORDS MANAGEMENT	5,209.62	91.24	.00	5,300.86
CASH INVESTED - TEXPOOL	.00	.00	.00	.00
FUND TOTALS	5,209.62	91.24	.00	5,300.86

2017 048 COUNTY RECORDS MANAGEMENT				
CASH - RECORDS MANAGEMENT	35,333.61	1,655.44	1,783.62	35,205.43
CASH INVESTED - TEXPOOL	116,690.08	96.29	.00	116,786.37
CASH INVESTED - LOGIC	150,215.28	158.29	.00	150,373.57
CASH INVESTED - TEXSTAR	25,058.25	20.91	.00	25,079.16
FUND TOTALS	327,297.22	1,930.93	1,783.62	327,444.53

2017 049 CC RECORDS PRESERVATION				
CASH - RECORDS PRESERVATI	23,648.32	7,162.00	.00	30,810.32
CASH INVESTED - TEXPOOL	34,434.87	28.39	.00	34,463.26
CASH INVESTED - LOGIC	25,035.87	26.37	.00	25,062.24
CASH INVESTED - TEXSTAR	30,283.89	25.28	.00	30,309.17
FUND TOTALS	113,402.95	7,242.04	.00	120,644.99

2017 050 DIST CLERK RECORDS MANAGEMENT				
CASH - D C RECORDS MANAGEMENT	27,080.13	323.53	.00	27,403.66
CASH INVESTED - TEXPOOL	15,148.88	12.55	.00	15,161.43
CASH INVESTED - LOGIC	.00	.00	.00	.00
CASH INVESTED - TEXSTAR	.00	.00	.00	.00
FUND TOTALS	42,229.01	336.08	.00	42,565.09

2017 051 DISTRICT CLERK ARCHIVE				
DISTRICT CLERK ARCHIVE	21,607.05	360.00	.00	21,967.05
CASH INVESTED - TEXPOOL	4,039.53	3.41	.00	4,042.94
CASH INVESTED - LOGIC	.00	.00	.00	.00
CASH INVESTED - TEXSTAR	.00	.00	.00	.00
FUND TOTALS	25,646.58	363.41	.00	26,009.99

2017 052 COUNTY CLERK ARCHIVE FEE				
CASH - RECORDS ARCHIVE	38,772.27	6,650.00	1,767.82	43,654.45

ACCOUNT NAME	BEGINNING CASH BALANCE	CASH RECEIPTS	CASH DISBURSEMENTS	ENDING CASH BALANCE
2017 053 CA CHECK COLLECTING				
CASH - CHECK COLLECTING	1,469.36	80.00	110.64	1,438.72
CASH INVESTED - TEXPOOL	4,551.84	3.72	.00	4,555.56
CASH INVESTED - LOGIC	.00	.00	.00	.00
CASH INVESTED - TEXSTAR	6,021.20	83.72	110.64	5,994.28
FUND TOTALS	118,805.46	6,716.29	1,767.82	123,753.93
2017 054 DA CHECK COLLECTING				
CASH - DA CHECK COLLECTING	75.34	.00	.00	75.34
CASH INVESTED - TEXPOOL	.00	.00	.00	.00
FUND TOTALS	75.34	.00	.00	75.34
2017 055 CO ATTY FORFEITURE				
FUND TOTALS	.00	.00	.00	.00
2017 056 DISTRICT ATTY FORFEITURE				
CASH - D.A. FORFEITURE FU	68,412.24	2,118.00	.00	70,530.24
CASH INVESTED - TEXPOOL	30,337.13	25.04	.00	30,362.17
CASH INVESTED - LOGIC	.00	.00	.00	.00
CASH INVESTED - TEXSTAR	98,749.37	2,143.04	.00	100,892.41
FUND TOTALS	40,833.99	.00	4,060.00	36,773.99
2017 057 D A SEIZURE FUND				
CASH - SEIZURE-LAW	40,833.99	.00	.00	40,833.99
CASH INVESTED - TEXPOOL	40,833.99	.00	4,060.00	36,773.99
FUND TOTALS	61,870.90	492.00	2,000.00	60,362.90
2017 058 SHERIFF FORFEITURE				
CASH - SHERIFF FORFEITURE	37,859.28	31.25	.00	37,890.53
CASH INVESTED - TEXPOOL	.00	.00	.00	.00
CASH INVESTED - LOGIC	.00	.00	.00	.00
CASH INVESTED - TEXSTAR	99,730.18	523.25	2,000.00	98,253.43
FUND TOTALS	33,765.84	.00	408.88	33,356.96
2017 059 JAIL COMMISSARY				
CASH - JAIL COMMISSARY	78,691.97	64.92	.00	78,756.89
CASH INVESTED - TEXPOOL	.00	.00	.00	.00
CASH INVESTED - LOGIC	.00	.00	.00	.00
CASH INVESTED - TEXSTAR	112,457.81	64.92	408.88	112,113.85
FUND TOTALS	.00	.00	.00	.00
2017 060 INTEREST & SINKING				
CASH - INTEREST & SINKING	.00	.00	.00	.00
CASH INVESTED - TEXPOOL	.00	.00	.00	.00
CASH INVESTED - LOGIC	.00	.00	.00	.00
T-BILL INVESTMENTS	.00	.00	.00	.00
FUND TOTALS	.00	.00	.00	.00
2017 061 2004 GO REFUNDING DEBT SERVICE				
CASH - 2004 GO REFUNDING D/S	52,687.86	2,634.31	284.02	55,038.15
CASH INVESTED - TEXPOOL	211,630.24	174.60	.00	211,804.84
CASH INVESTED - LOGIC	300,430.53	316.58	.00	300,747.11

ACCOUNT NAME	BEGINNING CASH BALANCE	CASH RECEIPTS	CASH DISBURSEMENTS	ENDING CASH BALANCE
2017 070 BOND FUND				
CASH - CONSTRUCTION FUND	.00	.00	.00	.00
CASH INVESTED - TEXPOOL	.00	.00	.00	.00
CASH INVESTED - LOGIC	.00	.00	.00	.00
FUND TOTALS	.00	.00	.00	.00
2017 088 STATE FEES				
CASH - STATE FEES	109,903.09	71,093.31	144,740.92	36,255.48
CASH INVESTED - TEXPOOL	8,118.10	6.66	.00	8,124.76
CASH INVESTED - LOGIC	.00	.00	.00	.00
CASH INVESTED - TEXSTAR	25,143.96	16.51	20,000.00	5,160.47
FUND TOTALS	143,165.15	71,116.48	164,740.92	49,540.71
2017 090 OFFICER'S TRUST				
CASH-OFFICERS TRUST	.00	.00	.00	.00
CASH INVESTED - TEXPOOL	.00	.00	.00	.00
CASH INVESTED - LOGIC	.00	.00	.00	.00
FUND TOTALS	.00	.00	.00	.00
2017 091 LIBRARY TRUST - LIDDELL				
CASH-LIBRARY TRUST/LIDDELL	1,311.94	29.92	.00	1,341.86
CD INVESTMENT	15,000.00	.00	.00	15,000.00
FUND TOTALS	16,311.94	29.92	.00	16,341.86
2017 092 LIBRARY TRUST - ROSENSTEIN				
CASH-LIBRARY TRUST/ROSENSTEIN	1,834.72	.00	.00	1,834.72
CD INVESTMENT	19,000.00	.00	.00	19,000.00
FUND TOTALS	20,834.72	.00	.00	20,834.72
2017 098 PAYROLL CLEARING				
CASH - PAYROLL CLEARING	521,155.45	935,145.37	.00	1,456,300.82
CASH INVESTED - TEXPOOL	.00	.00	.00	.00
FUND TOTALS	521,155.45	935,145.37	.00	1,456,300.82
2017 100 CHILD ABUSE PREVENTION FUND				
CASH-CHILD ABUSE PREVENTION	290.68	1.52	.00	292.20
CASH INVESTED - TEXPOOL	.00	.00	.00	.00
FUND TOTALS	290.68	1.52	.00	292.20
2017 101 PRETRIAL DIVERSION				
CASH-PRETRIAL DIVERSION	8,855.68	.00	.00	8,855.68
CASH INVESTED - TEXPOOL	.00	.00	.00	.00
CASH INVESTED - LOGIC	.00	.00	.00	.00
FUND TOTALS	8,855.68	.00	.00	8,855.68
GRAND TOTALS	35,762,841.30	2,387,382.22	3,507,216.99	34,643,006.53