

AFFIDAVIT

STATE OF TEXAS

COUNTY OF COOKE


The members of the Commissioners' Court of Cooke County, Texas, state as follows:

The requirement of Subsection (C) of the Texas Local Government Code, §114.026 have been met for the term of August 2014. The amount of cash and other assets in the custody of the County Treasurer at the time of examination are:

Cash (includes on hand, money market accounts, and short term investments) \$ 26,678,734.04.

Other Assets (long term investments) \$ \_\_\_\_\_.

Sworn to and subscribed this \_\_\_\_\_ day of \_\_\_\_\_.

  
\_\_\_\_\_  
John O. Roane, Cooke County Judge

  
\_\_\_\_\_  
Gary Hollowell, Commissioner, Pct 1

  
\_\_\_\_\_  
B. C. Lemons, Commissioner, Pct 2

  
\_\_\_\_\_  
Al Smith, Commissioner, Pct 3

  
\_\_\_\_\_  
Leon Klement, Commissioner, Pct 4

ATTEST:

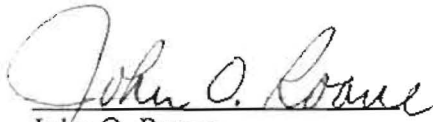
  
\_\_\_\_\_  
Rebecca Lawson, County Clerk

FILED FOR RECORD  
14 SEP 22 PM 4: 37  
REBECCA LAWSON  
COUNTY CLERK, COOKE CO. TX  
BY \_\_\_\_\_ DEPUTY


FINANCIAL REPORTS

August 2014

In accordance with Local Government Code 114.026, this affidavit states the current cash and reports in the custody of the county treasurer as of this date of August 31, 2014.



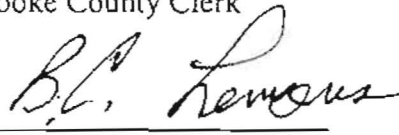
John O. Roane,  
Cooke County Judge




Rebecca Lawson,  
Cooke County Clerk



Gary Hollowell,  
Commissioner Pct. #1



B. C. Lemons,  
Commissioner Pct. #2



Al Smith,  
Commission Pct. #3



Leon Klement,  
Commissioner Pct. #4

FILED FOR RECORD

14 SEP 22 PM 4: 37

REBECCA LAWSON  
COUNTY CLERK, COOKE CO. TX

BY \_\_\_\_\_ CLERK



**MONTHLY REPORT**

**AUGUST 2014**

**PATTY BRENNAN**

**COOKE COUNTY TREASURER**

|   |                        |     |
|---|------------------------|-----|
| PRIOR MONTH ENDING BANK STATEMENT BALANCE | \$3,717,057.17         |     |
| CLEARED DEPOSITS                          | \$3,259,404.06         | 308 |
| CLEARED ADDITIONS                         | \$21.00                | 1   |
| CLEARED CHECKS                            | \$1,772,616.28-        | 458 |
| CLEARED DEDUCTIONS                        | <u>\$2,868,275.34-</u> | 9   |

CURRENT MONTH ENDING BANK STATEMENT BALANCE \$2,335,590.61

|   |                |     |
|---|----------------|-----|
| CURRENT MONTH ENDING BANK STATEMENT BALANCE | \$2,335,590.61 |     |
| OUTSTANDING DEPOSITS                        | \$ .00         |     |
| OUTSTANDING ADDITIONS                       | \$ .00         |     |
| OUTSTANDING CHECKS                          | \$406,832.00-  | 408 |
| OUTSTANDING DEDUCTIONS                      | <u>\$ .00</u>  |     |

RECONCILED BOOK BALANCE \$1,928,758.61

ENDING STATEMENT DATE 08/29/2014 CLERK: PB



|   |                      |    |
|---|----------------------|----|
| PRIOR MONTH ENDING BANK STATEMENT BALANCE | \$223,514.52         |    |
| CLEARED DEPOSITS                          | \$835,802.10         | 3  |
| CLEARED ADDITIONS                         | \$ .00               |    |
| CLEARED CHECKS                            | \$530,583.15-        | 78 |
| CLEARED DEDUCTIONS                        | <u>\$310,445.50-</u> | 4  |

CURRENT MONTH ENDING BANK STATEMENT BALANCE \$218,287.97

|   |               |   |
|---|---------------|---|
| CURRENT MONTH ENDING BANK STATEMENT BALANCE | \$218,287.97  |   |
| OUTSTANDING DEPOSITS                        | \$ .00        |   |
| OUTSTANDING ADDITIONS                       | \$ .00        |   |
| OUTSTANDING CHECKS                          | \$7,089.76-   | 9 |
| OUTSTANDING DEDUCTIONS                      | <u>\$ .00</u> | . |

RECONCILED BOOK BALANCE \$211,198.21

ENDING STATEMENT DATE 08/31/2014 CLERK: PB

| FUND NAME                            | CHECKING<br>ACCOUNT | CHECKING<br>AMOUNT | TDOA<br>ACCOUNT                        | TDOA<br>AMOUNT   | FUND<br>TOTAL |
|--------------------------------------|---------------------|--------------------|--|--|---------------|
| 2014 001 GENERAL                     | TREAS FUND          | 851,913.37         | TEXPOOL<br>LOGIC<br>FICA<br>CERT DEPOS | 3,416,105.26<br>9,311,730.38<br>2,000,000.00<br>1,750,212.32 | 17,329,961.33 |
| 2014 011 ROAD & BRIDGE 1             | TREAS FUND          | 95,331.60          | TEXPOOL<br>LOGIC                       | 303,140.32<br>896,240.52                                     | 1,294,712.44  |
| 2014 012 ROAD & BRIDGE 2             | TREAS FUND          | 95,284.69          | TEXPOOL<br>LOGIC                       | 31,846.21<br>220,814.84                                      | 347,945.74    |
| 2014 013 ROAD & BRIDGE 3             | TREAS FUND          | 103,105.42         | TEXPOOL<br>LOGIC                       | 321,088.42<br>824,727.13                                     | 1,248,920.97  |
| 2014 014 ROAD & BRIDGE 4             | TREAS FUND          | 98,124.46          | TEXPOOL<br>LOGIC                       | 340,954.46<br>873,842.18                                     | 1,312,921.10  |
| 2014 019 FM & LATERAL                | TREAS FUND          | 32,908.39          | TEXPOOL<br>LOGIC                       | 53,089.02<br>700,722.22                                      | 786,719.63    |
| 2014 020 TJPC                        | TREAS FUND          | 8,989.93           | TEXPOOL<br>LOGIC                       | 10,002.10<br>20,021.85                                       | 39,013.88     |
| 2014 021 JUVENILE PROB-ISP           | TREAS FUND          | 7,143.01           | TEXPOOL<br>LOGIC                       | 4,790.24   | 11,933.25     |
| 2014 022 JUVENILE PROBATION          | TREAS FUND          | 5,088.30           | TEXPOOL                                |  | 5,088.30      |
| 2014 023 JUVENILE PROB. IV-E         | TREAS FUND          | 7,893.60           | TEXPOOL<br>LOGIC                       | 6,013.78   | 13,907.38     |
| 2014 028 ADULT PROBATION             | TREAS FUND          | 32,805.46          | TEXPOOL<br>LOGIC                       | 18,631.81<br>75,035.23                                       | 126,472.50    |
| 2014 029 COMMUNITY CORRECTIONS       | TREAS FUND          | 3,908.29           | TEXPOOL<br>LOGIC                       |  | 3,908.29      |
| 2014 032 DISTRICT CLERK PRESERVATION | TREAS FUND          | 15,277.94          | TEXPOOL<br>LOGIC                       | .01<br>10,005.60   | 25,283.55     |
| 2014 033 COUNTY/DISTRICT TECHNOLOGY  | FTREAS FUND         | 3,333.31           | TEXPOOL<br>LOGIC                       | 3,003.11   | 6,336.42      |
| 2014 034 COURT REPORTER              | TREAS FUND          | 15,056.66          | TEXPOOL<br>LOGIC                       | 12,155.81<br>30,030.86                                       | 57,243.33     |
| 2014 035 PERMANENT IMPROVEMENT       | TREAS FUND          | 34,754.13          | TEXPOOL<br>LOGIC                       | 375,543.11<br>1,050,826.03                                   | 1,461,123.27  |
| 2014 036 PROBATE JUDGE FEES          | TREAS FUND          |                    | TEXPOOL                                |  |               |
| 2014 037 LAW ENFORCEMENT ED          | TREAS FUND          | 9,755.16           | TEXPOOL<br>LOGIC                       | 10,003.64<br>5,004.44  | 24,763.24     |
| 2014 038 JP TECH                     | TREAS FUND          | 14,794.06          | TEXPOOL<br>LOGIC                       | .01<br>19,811.78   | 34,605.85     |

| FUND NAME                              | CHECKING<br>ACCOUNT | CHECKING<br>AMOUNT | TDOA<br>ACCOUNT  | TDOA<br>AMOUNT           | FUND<br>TOTAL |
|--|---------------------|--------------------|------------------|--------------------------|---------------|
| 2014 039 DISASTER RELIEF               | TREAS FUND          |                    | TEXPOOL          |                          |               |
| 2014 040 LAW LIBRARY                   | TREAS FUND          | 23,792.35          | TEXPOOL<br>LOGIC | 26,455.29<br>50,051.52   | 100,299.16    |
| 2014 041 CC LIBRARY FUND               | TREAS FUND          | 20,231.45          | TEXPOOL<br>LOGIC | 12,155.73                | 32,387.18     |
| 2014 042 CC HISTORICAL COMM.           | TREAS FUND          | 3,681.32           |                  |                          | 3,681.32      |
| 2014 043 JP COURTHOUSE SECURITY        | TREAS FUND          | 11,316.47          | TEXPOOL<br>LOGIC | .01<br>15,010.72         | 26,327.20     |
| 2014 044 COURTHOUSE SECURITY           | TREAS FUND          | 30,912.97          | TEXPOOL<br>LOGIC | 21,426.69<br>165,159.73  | 217,499.39    |
| 2014 045 FLOOD DAMAGE                  | TREAS FUND          | 17,742.00          | TEXPOOL<br>LOGIC |                          | 17,742.00     |
| 2014 046 CHAPTER 19                    | TREAS FUND          |                    | TEXPOOL          |                          |               |
| 2014 047 CC RECORDS MANAGEMENT         | TREAS FUND          | 2,273.54           | TEXPOOL          |                          | 2,273.54      |
| 2014 048 COUNTY RECORDS MANAGEMENT     | TREAS FUND          | 30,753.00          | TEXPOOL<br>LOGIC | 109,470.62<br>140,140.42 | 280,364.04    |
| 2014 049 CC RECORDS PRESERVATION       | TREAS FUND          | 16,580.64          | TEXPOOL<br>LOGIC | 28,486.62<br>85,149.02   | 130,216.28    |
| 2014 050 DIST CLERK RECORDS MANAGEMENT | TREAS FUND          | 19,334.63          | TEXPOOL<br>LOGIC | .01<br>15,010.75         | 34,345.39     |
| 2014 051 DISTRICT CLERK ARCHIVE        | TREAS FUND          | 9,133.75           | TEXPOOL<br>LOGIC | 4,003.47                 | 13,137.22     |
| 2014 052 COUNTY CLERK ARCHIVE FEE      | TREAS FUND          | 26,765.78          | TEXPOOL<br>LOGIC | 19,421.80<br>50,043.87   | 96,231.45     |
| 2014 053 CA CHECK COLLECTING           | TREAS FUND          | 5,031.58           | TEXPOOL<br>LOGIC | 7,506.46                 | 12,538.04     |
| 2014 054 DA CHECK COLLECTING           | TREAS FUND          | 117.53             | TEXPOOL          |                          | 117.53        |
| 2014 055 CO. ATTY FORFEITURE           | TREAS FUND          |                    | TEXPOOL          |                          |               |
| 2014 056 DISTRICT ATTY FORFEITURE      | TREAS FUND          | 24,926.98          | TEXPOOL<br>LOGIC | 10,003.64<br>30,025.60   | 64,956.22     |
| 2014 057 D A SEIZURE FUND              | TREAS FUND          | 52,463.81          | TEXPOOL          |                          | 52,463.81     |
| 2014 058 SHERIFF FORFEITURE            | TREAS FUND          | 34,537.24          | TEXPOOL<br>LOGIC | 7,506.46                 | 42,043.70     |
| 2014 059 JAIL COMMISSARY               | TREAS FUND          | 31,135.63          | TEXPOOL<br>LOGIC | 10,003.64<br>38,030.77   | 79,170.04     |

| FUND NAME                                       | CHECKING<br>ACCOUNT | CHECKING<br>AMOUNT | TDOA<br>ACCOUNT  | TDOA<br>AMOUNT        | FUND<br>TOTAL |
|---|---------------------|--------------------|------------------|-----------------------|---------------|
| 2014 060 2004 GO DEBT SERVICE                   | TREAS FUND          |                    | TEXPOOL<br>LOGIC |                       |               |
| 2014 061 2012 GO REFUNDING DEBT SERVITREAS FUND | TREAS FUND          | 266,634.93         | TEXPOOL<br>LOGIC | 502,000.00            | 768,634.93    |
| 2014 070 BOND FUND                              | TREAS FUND          |                    | TEXPOOL<br>LOGIC |                       |               |
| 2014 088 STATE FEES                             | TREAS FUND          | 64,221.72          | TEXPOOL<br>LOGIC | 7,300.99<br>18,023.35 | 89,546.06     |
| 2014 089 CHILDREN TRUST                         | TREAS FUND          |                    | TEXPOOL          |                       |               |
| 2014 090 OFFICER'S TRUST                        | TREAS FUND          | 61,368.95          | TEXPOOL          |                       | 61,368.95     |
| 2014 091 LIBRARY TRUST - LIDDELL                | TREAS FUND          | 2,088.58           | CERT DEPOS       | 15,000.00             | 17,088.58     |
| 2014 092 LIBRARY TRUST - ROSENSTEIN             | TREAS FUND          | 3,503.17           | CERT DEPOS       | 19,000.00             | 22,503.17     |
| 2014 098 PAYROLL CLEARING                       | PAYROLL             | 677,596.51         |                  |                       | 677,596.51    |
| 2014 100 CHILD ABUSE PREVENTION FUND            | TREAS FUND          | 224.06             | TEXPOOL          |                       | 224.06        |
| 2014 101 PRETRIAL DIVERSION                     | TREAS FUND          | 5,564.00           | TEXPOOL          |                       | 5,564.00      |
|   |                     | -----              |                  | -----                 | -----         |
| TOTAL   |                     | 2,877,400.37       |                  | 24,101,779.87         | 26,979,180.24 |

| CHECK ACCOUNT                | CHECK               |
|------------------------------|---------------------|
| ACCOUNT BALANCE - TREAS FUND | 2,199,803.86        |
| ACCOUNT BALANCE - PAYROLL    | 677,596.51          |
| TOTAL                        | <u>2,877,400.37</u> |

| TDOA ACCOUNT                 | TDOA                 |
|------------------------------|----------------------|
| ACCOUNT BALANCE - TEXPOOL    | 5,125,129.49         |
| ACCOUNT BALANCE - LOGIC      | 15,192,438.06        |
| ACCOUNT BALANCE - FICA       | 2,000,000.00         |
| ACCOUNT BALANCE - CERT DEPOS | 1,784,212.32         |
| TOTAL                        | <u>24,101,779.87</u> |

| ACCOUNT NAME                 | BEGINNING<br>CASH BALANCE | CASH<br>RECEIPTS | CASH<br>DISBURSEMENTS | ENDING<br>CASH BALANCE |
|------------------------------|---------------------------|------------------|-----------------------|------------------------|
| 2014 001 GENERAL             |                           |                  |                       |                        |
| CASH - GENERAL FUND          | 1,209,395.88              | 2,831,035.71     | 3,188,518.22-         | 851,913.37             |
| CASH ON HAND                 | 1,729.00                  | .00              | .00                   | 1,729.00               |
| CASH INVESTED - TEXPOOL      | 3,416,105.26              | .00              | .00                   | 3,416,105.26           |
| CASH INVESTED - LOGIC        | 11,311,730.38             | .00              | 2,000,000.00-         | 9,311,730.38           |
| CASH INVESTED - STONE CASTLE | .00                       | 2,000,000.00     | .00                   | 2,000,000.00           |
| T-BILLS - INVESTMENTS        | .00                       | .00              | .00                   | .00                    |
| CASH INVESTMENT-CD           | 1,750,212.32              | .00              | .00                   | 1,750,212.32           |
| FUND TOTALS                  | 17,689,172.84             | 4,831,035.71     | 5,188,518.22-         | 17,331,690.33          |
| 2014 011 ROAD & BRIDGE 1     |                           |                  |                       |                        |
| CASH - ROAD & BRIDGE # 1     | 147,878.58                | 74,283.79        | 126,830.77-           | 95,331.60              |
| CASH INVESTED                | 303,140.32                | .00              | .00                   | 303,140.32             |
| CASH INVESTED - LOGIC        | 896,240.52                | .00              | .00                   | 896,240.52             |
| T-BILL INVESTMENTS           | .00                       | .00              | .00                   | .00                    |
| FUND TOTALS                  | 1,347,259.42              | 74,283.79        | 126,830.77-           | 1,294,712.44           |
| 2014 012 ROAD & BRIDGE 2     |                           |                  |                       |                        |
| CASH - ROAD & BRIDGE # 2     | 90,420.77                 | 61,104.52        | 56,240.60-            | 95,284.69              |
| CASH INVESTED                | 31,846.21                 | .00              | .00                   | 31,846.21              |
| CASH INVESTED - LOGIC        | 260,814.84                | .00              | 40,000.00-            | 220,814.84             |
| T-BILL INVESTMENTS           | .00                       | .00              | .00                   | .00                    |
| FUND TOTALS                  | 383,081.82                | 61,104.52        | 96,240.60-            | 347,945.74             |
| 2014 013 ROAD & BRIDGE 3     |                           |                  |                       |                        |
| CASH - ROAD & BRIDGE # 3     | 129,804.25                | 40,586.87        | 67,285.70-            | 103,105.42             |
| CASH INVESTED                | 321,088.42                | .00              | .00                   | 321,088.42             |
| CASH INVESTED - LOGIC        | 844,727.13                | .00              | 20,000.00-            | 824,727.13             |
| T-BILL INVESTMENTS           | .00                       | .00              | .00                   | .00                    |
| FUND TOTALS                  | 1,295,619.80              | 40,586.87        | 87,285.70-            | 1,248,920.97           |
| 2014 014 ROAD & BRIDGE 4     |                           |                  |                       |                        |
| CASH - ROAD & BRIDGE # 4     | 172,363.65                | 48,796.19        | 123,035.38-           | 98,124.46              |
| CASH INVESTED                | 340,954.46                | .00              | .00                   | 340,954.46             |
| CASH INVESTED - LOGIC        | 873,842.18                | .00              | .00                   | 873,842.18             |
| T-BILL INVESTMENTS           | .00                       | .00              | .00                   | .00                    |
| FUND TOTALS                  | 1,387,160.29              | 48,796.19        | 123,035.38-           | 1,312,921.10           |
| 2014 019 FM & LATERAL        |                           |                  |                       |                        |
| CASH - F M & LATERAL         | 29,575.31                 | 3,333.08         | .00                   | 32,908.39              |
| CASH INVESTED                | 53,089.02                 | .00              | .00                   | 53,089.02              |
| CASH INVESTED - LOGIC        | 700,722.22                | .00              | .00                   | 700,722.22             |
| T-BILL INVESTMENT            | .00                       | .00              | .00                   | .00                    |
| FUND TOTALS                  | 783,386.55                | 3,333.08         | .00                   | 786,719.63             |
| 2014 020 TJPC                |                           |                  |                       |                        |
| CASH - T.J.P.C.              | 37,854.18                 | .00              | 28,864.25-            | 8,989.93               |
| CASH INVESTED                | 10,002.10                 | .00              | .00                   | 10,002.10              |
| CASH INVESTED - LOGIC        | 20,021.85                 | .00              | .00                   | 20,021.85              |
| FUND TOTALS                  | 67,878.13                 | .00              | 28,864.25-            | 39,013.88              |
| 2014 021 JUVENILE PROB-ISP   |                           |                  |                       |                        |
| CASH - JUVENILE PROBATION    | 7,143.01                  | .00              | .00                   | 7,143.01               |
| INVESTMENTS                  | .00                       | .00              | .00                   | .00                    |
| CASH INVESTED - LOGIC        | 4,790.24                  | .00              | .00                   | 4,790.24               |
| FUND TOTALS                  | 11,933.25                 | .00              | .00                   | 11,933.25              |



| ACCOUNT NAME                            | BEGINNING<br>CASH BALANCE | CASH<br>RECEIPTS | CASH<br>DISBURSEMENTS | ENDING<br>CASH BALANCE |
|---|---------------------------|------------------|-----------------------|------------------------|
| 2014 022 JUVENILE PROBATION             |                           |                  |                       |                        |
| CASH - JUV. PROB. DIV                   | 4,958.30                  | 130.00           | .00                   | 5,088.30               |
| INVESTMENTS                             | .00                       | .00              | .00                   | .00                    |
| FUND TOTALS                             | <u>4,958.30</u>           | <u>130.00</u>    | <u>.00</u>            | <u>5,088.30</u>        |
| 2014 023 JUVENILE PROB. IV-E            |                           |                  |                       |                        |
| CASH - IV-E                             | 7,893.60                  | .00              | .00                   | 7,893.60               |
| CASH INVESTED                           | .00                       | .00              | .00                   | .00                    |
| CASH INVESTED - LOGIC                   | 6,013.78                  | .00              | .00                   | 6,013.78               |
| FUND TOTALS                             | <u>13,907.38</u>          | <u>.00</u>       | <u>.00</u>            | <u>13,907.38</u>       |
| 2014 028 ADULT PROBATION                |                           |                  |                       |                        |
| CASH - ADULT PROBATION                  | 29,267.15                 | 25,066.00        | 21,527.69-            | 32,805.46              |
| CASH ON HAND                            | 75.00                     | .00              | .00                   | 75.00                  |
| CASH INVESTED                           | 18,631.81                 | .00              | .00                   | 18,631.81              |
| CASH INVESTED - LOGIC                   | 75,035.23                 | .00              | .00                   | 75,035.23              |
| FUND TOTALS                             | <u>123,009.19</u>         | <u>25,066.00</u> | <u>21,527.69-</u>     | <u>126,547.50</u>      |
| 2014 029 COMMUNITY CORRECTIONS          |                           |                  |                       |                        |
| CASH - COMMUNITY CORRECTI               | 9,961.75                  | .00              | 6,053.46-             | 3,908.29               |
| INVESTMENTS                             | .00                       | .00              | .00                   | .00                    |
| CASH INVESTED - LOGIC                   | .00                       | .00              | .00                   | .00                    |
| FUND TOTALS                             | <u>9,961.75</u>           | <u>.00</u>       | <u>6,053.46-</u>      | <u>3,908.29</u>        |
| 2014 032 DISTRICT CLERK PRESERVATION    |                           |                  |                       |                        |
| CASH - DISTRICT CLERK PRESVATI          | 14,637.94                 | 5,641.16         | 5,001.16-             | 15,277.94              |
| INVESTMENTS                             | 5,001.16                  | .00              | 5,001.15-             | .01                    |
| CASH INVESTED - LOGIC                   | 5,004.44                  | 5,001.16         | .00                   | 10,005.60              |
| FUND TOTALS                             | <u>24,643.54</u>          | <u>10,642.32</u> | <u>10,002.31-</u>     | <u>25,283.55</u>       |
| 2014 033 COUNTY/DISTRICT TECHNOLOGY FUN |                           |                  |                       |                        |
| CASH - COUNTY/DISTRICT TECH             | 3,122.02                  | 211.29           | .00                   | 3,333.31               |
| INVESTMENTS                             | .00                       | .00              | .00                   | .00                    |
| CASH INVESTED - LOGIC                   | 3,003.11                  | .00              | .00                   | 3,003.11               |
| FUND TOTALS                             | <u>6,125.13</u>           | <u>211.29</u>    | <u>.00</u>            | <u>6,336.42</u>        |
| 2014 034 COURT REPORTER                 |                           |                  |                       |                        |
| CASH -COURT REPORTER FUND               | 14,539.50                 | 795.00           | 277.84-               | 15,056.66              |
| INVESTMENTS                             | 12,155.81                 | .00              | .00                   | 12,155.81              |
| CASH INVESTED - LOGIC                   | 30,030.86                 | .00              | .00                   | 30,030.86              |
| FUND TOTALS                             | <u>56,726.17</u>          | <u>795.00</u>    | <u>277.84-</u>        | <u>57,243.33</u>       |
| 2014 035 PERMANENT IMPROVEMENT          |                           |                  |                       |                        |
| CASH - PERMANENT IMPROVEM               | 32,819.84                 | 2,417.29         | 483.00-               | 34,754.13              |
| CASH INVESTED                           | 375,543.11                | .00              | .00                   | 375,543.11             |
| CASH INVESTED - LOGIC                   | 1,050,826.03              | .00              | .00                   | 1,050,826.03           |
| T-BILL INVESTMENTS                      | .00                       | .00              | .00                   | .00                    |
| FUND TOTALS                             | <u>1,459,188.98</u>       | <u>2,417.29</u>  | <u>483.00-</u>        | <u>1,461,123.27</u>    |
| 2014 036 PROBATE JUDGE FEES             |                           |                  |                       |                        |
| CASH - PROBATE JUDGE FEES               | .00                       | .00              | .00                   | .00                    |
| CASH INVESTED                           | .00                       | .00              | .00                   | .00                    |
| FUND TOTALS                             | <u>.00</u>                | <u>.00</u>       | <u>.00</u>            | <u>.00</u>             |
| 2014 037 LAW ENFORCEMENT ED             |                           |                  |                       |                        |
| CASH - LAW ENFORCEMENT ED               | 9,912.66                  | .00              | 157.50-               | 9,755.16               |

| ACCOUNT NAME                    | BEGINNING<br>CASH BALANCE | CASH<br>RECEIPTS | CASH<br>DISBURSEMENTS | ENDING<br>CASH BALANCE |
|---------------------------------|---------------------------|------------------|-----------------------|------------------------|
| CASH INVESTED                   | 10,003.64                 | .00              | .00                   | 10,003.64              |
| CASH INVESTED - LOGIC           | 5,004.44                  | .00              | .00                   | 5,004.44               |
| FUND TOTALS                     | 24,920.74                 | .00              | 157.50-               | 24,763.24              |
| 2014 038 JP TECH                |                           |                  |                       |                        |
| CASH - J P TECH FUND            | 14,496.57                 | 5,921.14         | 5,623.65-             | 14,794.06              |
| INVESTMENTS                     | 4,796.39                  | .00              | 4,796.38-             | .01                    |
| CASH INVESTED - LOGIC           | 15,015.39                 | 4,796.39         | .00                   | 19,811.78              |
| FUND TOTALS                     | 34,308.35                 | 10,717.53        | 10,420.03-            | 34,605.85              |
| 2014 039 DISASTER RELIEF        |                           |                  |                       |                        |
| CASH - DISASTERS                | .00                       | .00              | .00                   | .00                    |
| INVESTMENTS                     | .00                       | .00              | .00                   | .00                    |
| FUND TOTALS                     | .00                       | .00              | .00                   | .00                    |
| 2014 040 LAW LIBRARY            |                           |                  |                       |                        |
| CASH - LAW LIBRARY              | 23,043.89                 | 1,390.00         | 641.54-               | 23,792.35              |
| CASH INVESTED                   | 26,455.29                 | .00              | .00                   | 26,455.29              |
| CASH INVESTED - LOGIC           | 50,051.52                 | .00              | .00                   | 50,051.52              |
| FUND TOTALS                     | 99,550.70                 | 1,390.00         | 641.54-               | 100,299.16             |
| 2014 041 CC LIBRARY FUND        |                           |                  |                       |                        |
| CASH - COOKE COUNTY LIBRA       | 14,754.71                 | 11,240.83        | 5,764.09-             | 20,231.45              |
| CASH INVESTED                   | 4,147.63                  | .00              | 4,147.63-             | .00                    |
| CASH INVESTED - LOGIC           | 8,008.10                  | 4,147.63         | .00                   | 12,155.73              |
| T-BILL INVESTMENTS              | .00                       | .00              | .00                   | .00                    |
| FUND TOTALS                     | 26,910.44                 | 15,388.46        | 9,911.72-             | 32,387.18              |
| 2014 042 CC HISTORICAL COMM.    |                           |                  |                       |                        |
| CASH - COOKE CO. HISTORIC       | 3,461.32                  | 220.00           | .00                   | 3,681.32               |
| FUND TOTALS                     | 3,461.32                  | 220.00           | .00                   | 3,681.32               |
| 2014 043 JP COURTHOUSE SECURITY |                           |                  |                       |                        |
| CASH - JP COURTHOUSE SECURITY   | 11,149.01                 | 5,267.72         | 5,100.26-             | 11,316.47              |
| CASH INVESTED                   | 5,001.16                  | .00              | 5,001.15-             | .01                    |
| CASH INVESTED - LOGIC           | 10,009.56                 | 5,001.16         | .00                   | 15,010.72              |
| FUND TOTALS                     | 26,159.73                 | 10,268.88        | 10,101.41-            | 26,327.20              |
| 2014 044 COURTHOUSE SECURITY    |                           |                  |                       |                        |
| CASH - COURTHOUSE SECURIT       | 29,450.51                 | 2,226.26         | 763.80-               | 30,912.97              |
| CASH INVESTED                   | 21,426.69                 | .00              | .00                   | 21,426.69              |
| CASH INVESTED - LOGIC           | 165,159.73                | .00              | .00                   | 165,159.73             |
| FUND TOTALS                     | 216,036.93                | 2,226.26         | 763.80-               | 217,499.39             |
| 2014 045 FLOOD DAMAGE           |                           |                  |                       |                        |
| CASH - FLOOD DAMAGE             | 17,742.00                 | .00              | .00                   | 17,742.00              |
| CASH INVESTED - TEXPOOL         | .00                       | .00              | .00                   | .00                    |
| CASH INVESTED - LOGIC           | .00                       | .00              | .00                   | .00                    |
| FUND TOTALS                     | 17,742.00                 | .00              | .00                   | 17,742.00              |
| 2014 046 CHAPTER 19             |                           |                  |                       |                        |
| CASH - CHAPTER 19               | .00                       | 8,082.16         | 8,082.16-             | .00                    |
| INVESTMENTS                     | .00                       | .00              | .00                   | .00                    |
| FUND TOTALS                     | .00                       | 8,082.16         | 8,082.16-             | .00                    |
| 2014 047 CC RECORDS MANAGEMENT  |                           |                  |                       |                        |
| CASH - CC RECORDS MANAGEMENT    | 2,175.69                  | 97.85            | .00                   | 2,273.54               |



| ACCOUNT NAME                           | BEGINNING<br>CASH BALANCE | CASH<br>RECEIPTS | CASH<br>DISBURSEMENTS | ENDING<br>CASH BALANCE |
|--|---------------------------|------------------|-----------------------|------------------------|
| INVESTMENTS - TEXPOOL                  | .00                       | .00              | .00                   | .00                    |
| FUND TOTALS                            | 2,175.69                  | 97.85            | .00                   | 2,273.54               |
| 2014 048 COUNTY RECORDS MANAGEMENT     |                           |                  |                       |                        |
| CASH - RECORDS MANAGEMENT              | 28,918.66                 | 1,834.34         | .00                   | 30,753.00              |
| CASH INVESTED                          | 109,470.62                | .00              | .00                   | 109,470.62             |
| CASH INVESTED - LOGIC                  | 140,140.42                | .00              | .00                   | 140,140.42             |
| FUND TOTALS                            | 278,529.70                | 1,834.34         | .00                   | 280,364.04             |
| 2014 049 CC RECORDS PRESERVATION       |                           |                  |                       |                        |
| CASH - RECORDS PRESERVATI              | 26,483.42                 | 152,974.00       | 162,876.78-           | 16,580.64              |
| INVESTMENTS                            | 53,486.62                 | .00              | 25,000.00-            | 28,486.62              |
| CASH INVESTED - LOGIC                  | 205,149.02                | .00              | 120,000.00-           | 85,149.02              |
| FUND TOTALS                            | 285,119.06                | 152,974.00       | 307,876.78-           | 130,216.28             |
| 2014 050 DIST CLERK RECORDS MANAGEMENT |                           |                  |                       |                        |
| CASH - D C RECORDS MANAGEMENT          | 18,878.89                 | 5,456.90         | 5,001.16-             | 19,334.63              |
| CASH INVESTED                          | 5,001.16                  | .00              | 5,001.15-             | .01                    |
| CASH INVESTED - LOGIC                  | 10,009.59                 | 5,001.16         | .00                   | 15,010.75              |
| FUND TOTALS                            | 33,889.64                 | 10,458.06        | 10,002.31-            | 34,345.39              |
| 2014 051 DISTRICT CLERK ARCHIVE        |                           |                  |                       |                        |
| DISTRICT CLERK ARCHIVE                 | 8,628.75                  | 505.00           | .00                   | 9,133.75               |
| INVESTMENTS                            | .00                       | .00              | .00                   | .00                    |
| CASH INVESTED - LOGIC                  | 4,003.47                  | .00              | .00                   | 4,003.47               |
| FUND TOTALS                            | 12,632.22                 | 505.00           | .00                   | 13,137.22              |
| 2014 052 COUNTY CLERK ARCHIVE FEE      |                           |                  |                       |                        |
| CASH -RECORDS ARCHIVE                  | 25,737.74                 | 7,480.00         | 6,451.96-             | 26,765.78              |
| INVESTMENTS                            | 19,421.80                 | .00              | .00                   | 19,421.80              |
| CASH INVESTED - LOGIC                  | 50,043.87                 | .00              | .00                   | 50,043.87              |
| FUND TOTALS                            | 95,203.41                 | 7,480.00         | 6,451.96-             | 96,231.45              |
| 2014 053 CA CHECK COLLECTING           |                           |                  |                       |                        |
| CASH - CHECK COLLECTING &              | 5,080.04                  | 60.00            | 108.46-               | 5,031.58               |
| CASH INVESTED                          | .00                       | .00              | .00                   | .00                    |
| CASH INVESTED - LOGIC                  | 7,506.46                  | .00              | .00                   | 7,506.46               |
| FUND TOTALS                            | 12,586.50                 | 60.00            | 108.46-               | 12,538.04              |
| 2014 054 DA CHECK COLLECTING           |                           |                  |                       |                        |
| CASH - DA CHECK COLLECTING             | 117.53                    | .00              | .00                   | 117.53                 |
| CASH INVESTED                          | .00                       | .00              | .00                   | .00                    |
| FUND TOTALS                            | 117.53                    | .00              | .00                   | 117.53                 |
| 2014 055 CO. ATTY FORFEITURE           |                           |                  |                       |                        |
| CASH - CO. ATTY. BOND FOR              | .00                       | .00              | .00                   | .00                    |
| INVESTMENTS                            | .00                       | .00              | .00                   | .00                    |
| FUND TOTALS                            | .00                       | .00              | .00                   | .00                    |
| 2014 056 DISTRICT ATTY FORFEITURE      |                           |                  |                       |                        |
| CASH - D.A. FORFEITURE FU              | 24,749.48                 | 183.00           | 5.50-                 | 24,926.98              |
| CASH INVESTED - TEXPOOL                | 10,003.64                 | .00              | .00                   | 10,003.64              |
| CASH INVESTED - LOGIC                  | 30,025.60                 | .00              | .00                   | 30,025.60              |
| FUND TOTALS                            | 64,778.72                 | 183.00           | 5.50-                 | 64,956.22              |
| 2014 057 D A SEIZURE FUND              |                           |                  |                       |                        |
| CASH - SEIZURE-LAW                     | 52,463.81                 | .00              | .00                   | 52,463.81              |

| ACCOUNT NAME                            | BEGINNING<br>CASH BALANCE | CASH<br>RECEIPTS | CASH<br>DISBURSEMENTS | ENDING<br>CASH BALANCE |
|---|---------------------------|------------------|-----------------------|------------------------|
| INVESTMENTS                             | .00                       | .00              | .00                   | .00                    |
| FUND TOTALS                             | 52,463.81                 | .00              | .00                   | 52,463.81              |
| 2014 058 SHERIFF FORFEITURE             |                           |                  |                       |                        |
| CASH- SHERIFF FORFEITURE                | 34,537.24                 | .00              | .00                   | 34,537.24              |
| INVESTMENTS                             | .00                       | .00              | .00                   | .00                    |
| CASH INVESTED - LOGIC                   | 7,506.46                  | .00              | .00                   | 7,506.46               |
| FUND TOTALS                             | 42,043.70                 | .00              | .00                   | 42,043.70              |
| 2014 059 JAIL COMMISSARY                |                           |                  |                       |                        |
| CASH - JAIL COMMISSARY                  | 29,162.35                 | 2,279.25         | 305.97-               | 31,135.63              |
| CASH INVESTED - TEXPOOL                 | 10,003.64                 | .00              | .00                   | 10,003.64              |
| CASH INVESTED - LOGIC                   | 38,030.77                 | .00              | .00                   | 38,030.77              |
| FUND TOTALS                             | 77,196.76                 | 2,279.25         | 305.97-               | 79,170.04              |
| 2014 060 2004 GO DEBT SERVICE           |                           |                  |                       |                        |
| CASH - 2004 GO DEBT SERVICE             | 72,395.35                 | .00              | 72,395.35-            | .00                    |
| CASH INVESTED                           | 8.31                      | .00              | 8.31-                 | .00                    |
| CASH INVESTED - LOGIC                   | 92.72                     | .00              | 92.72-                | .00                    |
| T-BILL INVESTMENTS                      | .00                       | .00              | .00                   | .00                    |
| FUND TOTALS                             | 72,496.38                 | .00              | 72,496.38-            | .00                    |
| 2014 061 2012 GO REFUNDING DEBT SERVICE |                           |                  |                       |                        |
| CASH - 2012 GO REFUNDING D/S            | 789,614.75                | 75,345.18        | 598,325.00-           | 266,634.93             |
| CASH INVESTED                           | .00                       | .00              | .00                   | .00                    |
| CASH INVESTED - LOGIC                   | .00                       | 502,000.00       | .00                   | 502,000.00             |
| T-BILL INVESTMENTS                      | .00                       | .00              | .00                   | .00                    |
| FUND TOTALS                             | 789,614.75                | 577,345.18       | 598,325.00-           | 768,634.93             |
| 2014 070 BOND FUND                      |                           |                  |                       |                        |
| CASH - CONSTRUCTION FUND                | .00                       | .00              | .00                   | .00                    |
| CASH INVESTED                           | .00                       | .00              | .00                   | .00                    |
| CASH INVESTED - LOGIC                   | .00                       | .00              | .00                   | .00                    |
| FUND TOTALS                             | .00                       | .00              | .00                   | .00                    |
| 2014 088 STATE FEES                     |                           |                  |                       |                        |
| CASH - STATE FEES                       | 16,356.16                 | 47,865.56        | .00                   | 64,221.72              |
| CASH INVESTED                           | 7,300.99                  | .00              | .00                   | 7,300.99               |
| CASH INVESTED - LOGIC                   | 18,023.35                 | .00              | .00                   | 18,023.35              |
| FUND TOTALS                             | 41,680.50                 | 47,865.56        | .00                   | 89,546.06              |
| 2014 089 CHILDREN TRUST                 |                           |                  |                       |                        |
| CASH - CHILDRENS TRUST                  | .00                       | .00              | .00                   | .00                    |
| CASH INVESTED                           | .00                       | .00              | .00                   | .00                    |
| FUND TOTALS                             | .00                       | .00              | .00                   | .00                    |
| 2014 090 OFFICER'S TRUST                |                           |                  |                       |                        |
| CASH-OFFICERS TRUST                     | 61,368.95                 | .00              | .00                   | 61,368.95              |
| CASH INVESTED                           | .00                       | .00              | .00                   | .00                    |
| CASH INVESTED - LOGIC                   | .00                       | .00              | .00                   | .00                    |
| FUND TOTALS                             | 61,368.95                 | .00              | .00                   | 61,368.95              |
| 2014 091 LIBRARY TRUST - LIDDELL        |                           |                  |                       |                        |
| CASH-LIBRARY TRUST/LIDDELL              | 2,088.58                  | .00              | .00                   | 2,088.58               |
| CD INVESTMENT                           | 15,000.00                 | .00              | .00                   | 15,000.00              |
| FUND TOTALS                             | 17,088.58                 | .00              | .00                   | 17,088.58              |
| 2014 092 LIBRARY TRUST - ROSENSTEIN     |                           |                  |                       |                        |
| CASH-LIBRARY TRUST/ROSENSTEIN           | 3,503.17                  | .00              | .00                   | 3,503.17               |

| ACCOUNT NAME                         | BEGINNING<br>CASH BALANCE | CASH<br>RECEIPTS | CASH<br>DISBURSEMENTS | ENDING<br>CASH BALANCE |
|--------------------------------------|---------------------------|------------------|-----------------------|------------------------|
| CD INVESTMENT                        | 19,000.00                 | .00              | .00                   | 19,000.00              |
| FUND TOTALS                          | 22,503.17                 | .00              | .00                   | 22,503.17              |
| 2014 098 PAYROLL CLEARING            |                           |                  |                       |                        |
| CASH - PAYROLL CLEARING              | 195,182.25                | 835,802.10       | 353,387.84-           | 677,596.51             |
| INVESTMENTS                          | .00                       | .00              | .00                   | .00                    |
| FUND TOTALS                          | 195,182.25                | 835,802.10       | 353,387.84-           | 677,596.51             |
| 2014 100 CHILD ABUSE PREVENTION FUND |                           |                  |                       |                        |
| CASH-CHILD ABUSE PREVENTION          | 221.84                    | 2.22             | .00                   | 224.06                 |
| CASH INVESTED                        | .00                       | .00              | .00                   | .00                    |
| FUND TOTALS                          | 221.84                    | 2.22             | .00                   | 224.06                 |
| 2014 101 PRETRIAL DIVERSION          |                           |                  |                       |                        |
| CASH-PRETRIAL DIVERSION              | 5,541.00                  | 23.00            | .00                   | 5,564.00               |
| CASH INVESTED                        | .00                       | .00              | .00                   | .00                    |
| CASH INVESTED - LOGIC                | .00                       | .00              | .00                   | .00                    |
| FUND TOTALS                          | 5,541.00                  | 23.00            | .00                   | 5,564.00               |
| GRAND TOTALS                         | 27,275,536.91             | 6,783,604.91     | 7,078,157.58-         | 26,980,984.24          |

C.D. INVESTMENTS

-----

LANDMARK BANK

AUGUST 2014

| <u>C.D.#</u>              | <u>PURCHASE DATE</u> | <u>AMOUNT</u> | <u>MAT. DATE</u> |
|---------------------------|----------------------|---------------|------------------|
| GEN/4170805073            | May 24, 2014         | 500,000.00    | May 24, 2015     |
| GEN/4170805081            | May 24, 2014         | 500,000.00    | May 24, 2015     |
| Library - Liddell 4761    | Jan. 15, 2014        | 7,500.00      | July 15, 2015    |
| Library - Liddell 4779    | Jan. 15, 2014        | 7,500.00      | July 15, 2015    |
| Library - Rosenstein 5099 | Jun. 12, 2014        | 11,000.00     | Sept. 12, 2017   |

INT. EARNED MONTHLY:

2-Gen CD's @ .25%  
2-Liddell CD's @ .25%  
Rosenstein CD @ 1.05%

All interest gets deposited into the Treasurer's Fund. The 2 Gen CD's interest gets deposited monthly, and the 3 Library's CD's interest gets deposited quarterly.

PROSPERITY BANK

|                           |               |            |               |
|---------------------------|---------------|------------|---------------|
| GEN/14401708              | Sept 17, 2013 | 250,000.00 | Sept 17, 2015 |
| Library Trust- Rosenstein |               | 8,000.00   |               |

INT. EARNED MONTHLY:

Gen CD @ .50%  
Rosenstein CD @ .30%

All interest accrues monthly and will be deposited quarterly with depository bank into the Treasurer's Fund.

C.D. INVESTMENTS

-----

THE FIRST STATE BANK

AUGUST 2014

| <u>C.D.#</u> | <u>PURCHASE DATE</u> | <u>AMOUNT</u> | <u>MAT. DATE</u> |
|--------------|----------------------|---------------|------------------|
| GEN/17445    | Sept 17, 2013        | 250,000.00    | Sept 17, 2015    |

INT. EARNED MONTHLY:

Gen CD @ .65%

Interest accrues monthly and is payable upon maturity.

MUENSTER STATE BANK

|          |               |            |               |
|----------|---------------|------------|---------------|
| GEN/2129 | Sept 17, 2013 | 250,000.00 | Sept 17, 2015 |
|----------|---------------|------------|---------------|

INT. EARNED MONTHLY:

Gen CD @ .75%

All interest accrues monthly and will be deposited monthly with depository bank into the Treasurer's Fund.

# Pledge Security Listing

August 31, 2014

| ID                            | CUSIP     | Description  | Safekeeping Location | Safekeeping Receipt | Coupon | Maturity Date | Call Date | Moody | S&P | Fitch | FASB115 | Face Amount    | Current Par       | Current Book Value | Market Value      | Gain(Loss)        |
|-------------------------------|-----------|--------------|----------------------|---------------------|--------|---------------|-----------|-------|-----|-------|---------|----------------|-------------------|--------------------|-------------------|-------------------|
| <b>COOKE COUNTY</b>           |           |              |                      |                     |        |               |           |       |     |       |         |                |                   |                    |                   |                   |
| 2047                          | 3128MBNA1 | FHLMC G12885 | FHLB                 | x                   | 5.00   | 06/01/2021    |           | AAA   | AA+ | AAA   | HTM     | 155,326        | 18,184.97         | 18,184.52          | 19,483.96         | 1,299.44          |
| 2107                          | 31410G558 | FNMA 889257  | FHLB                 | x                   | 5.00   | 04/01/2021    |           | AAA   | AA+ | AAA   | HTM     | 104,467        | 11,846.57         | 11,846.26          | 12,663.23         | 816.97            |
| 3643                          | 3128MMQX4 | FHLMC G18469 | FHLB                 |                     | 2.00   | 06/01/2028    |           | AAA   | AA+ | AAA   | HTM     | 212,158        | 190,254.77        | 191,230.37         | 187,648.28        | (3,582.09)        |
| <b>Total for COOKE COUNTY</b> |           |              |                      |                     |        |               |           |       |     |       |         | <b>471,951</b> | <b>220,286.31</b> | <b>221,261.15</b>  | <b>219,795.47</b> | <b>(1,465.68)</b> |

Although the information in this report has been obtained from sources believed to be reliable, its accuracy cannot be guaranteed.

CCI PROD

DISTRB PT J1

AS OF CLOSE OF BUSINESS 08-29-2014  
PLEDGEE: COOKE COUNTY 178M INSTITUTION ID: #J78M  
100 S. DIXON RM. 106

GAINESVILLE TX 76240  
HOLDER : 081500862 - LANDMARK BANK  
ACCOUNT: 178M - \*COOKE COUNTY  
CUSIP #

RESP FRB:H1

|           |                      |          | BVF          | PAR BALANCE  | BOOK VALUE   |
|-----------|----------------------|----------|--------------|--------------|--------------|
| 31300LVH5 | FMAR 848716 G        | 01-01-37 | 0.6848935700 | 200,000.00   | 136,978.71   |
| 31337TX48 | FGRA 232620 06/15/31 | 06-15-31 | 0.2418345900 | 300,000.00   | 72,550.38    |
| 3136ACL9  | FNRM RC025BD R13F025 | 03-25-33 | 0.8959181000 | 1,400,000.00 | 1,254,285.34 |
| 3136AKJK0 | FNRM CL041CM R14F041 | 06-25-40 | 0.9813977300 | 1,000,000.00 | 981,397.73   |
| 313781CT7 | FGRM 4195LH 12/15/31 | 12-15-31 | 0.9170583500 | 600,000.00   | 550,235.01   |
| 31392WB41 | FGRM 2512PG 10/15/22 | 10-15-22 | 0.4316850600 | 400,000.00   | 172,674.02   |
| 31394B306 | FNRM CL009VB R05F009 | 02-25-27 | 0.0170017100 | 200,000.00   | 3,400.34     |
| 31394CMY5 | FNRM CL016LE R05F016 | 07-25-33 | 0.4890193900 | 1,100,000.00 | 537,921.33   |
| 31394H2Q3 | FGRM 2662DH 08/15/23 | 08-15-23 | 1.0000000000 | 1,200,000.00 | 1,200,000.00 |
| 31394R1X8 | FGRM 2754PD 11/15/32 | 11-15-32 | 0.2145571500 | 100,000.00   | 21,455.72    |
| 31395HVM9 | FGRA 2896BZ 11/15/34 | 11-15-34 | 1.6265922500 | 200,000.00   | 325,318.45   |
| 31395TKY9 | FGRM 2957PT 11/15/33 | 11-15-33 | 0.0075398600 | 25,000.00    | 188.50       |
| 31396ALL6 | FGRM 3035DP 10/15/34 | 10-15-34 | 0.2084861300 | 2,100,000.00 | 437,820.87   |
| 38374F2L7 | GNRM 2004-24 ZM      | 04-20-34 | 1.6746316989 | 700,000.00   | 1,172,242.19 |
|           |                      |          | SUBTOTAL:    | 9,525,000.00 | 6,866,468.59 |
|           |                      |          | GRAND TOTAL: | 9,525,000.00 | 6,866,468.59 |



# IP Pledged Securities

Landmark Bank 5961  
Columbia, MO  
From 8/1/2014 To 8/31/2014

Customer ID: 3501  
Report Date: 9/1/2014  
PAS Rep: Vance Roe  
Account Rep: Bob Fitzpatrick

| Cusip   | Intent | Loc                     | Safekeeping Agent    | Original Face | S & P        | Date          | Book Value   |
|---|--------|-------------------------|----------------------|---------------|--------------|---------------|--------------|
| Trp   | Ticket | Description             | Rate                 | Maturity      | Moody        | Priced        | Market Value |
| LEDGED TO: J7BM COOKE COUNTY                  |        |                         |                      |               |              |               |              |
| 1300LVH5                                      | AFS    | FED                     | FEDERAL RESERVE BANK | 200,000.00    |              | 08/29/2014    | 147,245.34   |
| 1B3   | 851172 | FHLMC ARM POOI #848716  | 2.4240               | 01/01/2037    |              |               | 146,559.01   |
| 133TTX48                                      | AFS    | FED                     | FEDERAL RESERVE BANK | 300,000.00    |              | 08/29/2014    | 82,731.75    |
| 1B4   | 783451 | fhlmc remic ser 2326 ZQ | 6.5000               | 06/15/2031    | NR           |               | 82,522.64    |
| 136ACLE9                                      | AFS    | FED                     | FEDERAL RESERVE BANK | 1,400,000.00  |              | 08/29/2014    | 1,219,637.37 |
| 1B4   | 879680 | FNM13025 BD             | 2.0000               | 03/25/2033    | Nr           |               | 1,230,524.13 |
| 136AKJK0                                      | AFS    | FED                     | FEDERAL RESERVE BANK | 1,000,000.00  |              | 08/29/2014    | 931,861.38   |
| 1B4   | 916714 | FNR 2014-41 CM          | 1.5000               | 06/25/2040    | Nr           |               | 935,270.04   |
| 137B1CT7                                      | AFS    | FED                     | FEDERAL RESERVE BANK | 600,000.00    |              | 08/29/2014    | 528,974.14   |
| 1B4   | 882621 | FHL4195 LH              | 1.5000               | 12/15/2031    | Nr           |               | 538,489.70   |
| 1392WB41                                      | AFS    | FED                     | FEDERAL RESERVE BANK | 400,000.00    |              | 08/29/2014    | 186,556.91   |
| 1B4   | 719835 | FHL2512 PG              | 5.5000               | 10/15/2022    | NR           |               | 189,243.31   |
| 1394B3U6                                      | AFS    | FED                     | FEDERAL RESERVE BANK | 200,000.00    |              | 08/29/2014    | 3,400.34     |
| 1B4   | 704475 | FNM05009 VB             | 5.0000               | 02/25/2027    | NR           |               | 3,401.04     |
| 1394CMY5                                      | AFS    | FED                     | FEDERAL RESERVE BANK | 1,100,000.00  |              | 08/29/2014    | 552,654.41   |
| 1B4   | 733876 | FNM05016 LE             | 5.5000               | 07/25/2033    | NR           |               | 555,801.29   |
| 1394H2Q3                                      | AFS    | FED                     | FEDERAL RESERVE BANK | 1,200,000.00  |              | 08/29/2014    | 1,309,803.03 |
| 1B4   | 887207 | FHL2662 DH              | 5.0000               | 08/15/2023    | NR           |               | 1,321,490.39 |
| 1394RUX8                                      | AFS    | FED                     | FEDERAL RESERVE BANK | 100,000.00    |              | 08/29/2014    | 21,865.35    |
| 1B4   | 704476 | FHLMC REMIC SER 2754 PD | 5.0000               | 11/15/2032    | NR           |               | 21,913.45    |
| 1395HVM9                                      | AFS    | FED                     | FEDERAL RESERVE BANK | 200,000.00    |              | 08/29/2014    | 363,866.61   |
| 1B4   | 856892 | FHL2896 BZ              | 5.0000               | 11/15/2034    | Nr           |               | 359,252.10   |
| 1395TKY9                                      | AFS    | FED                     | FEDERAL RESERVE BANK | 25,000.00     |              | 08/29/2014    | 188.50       |
| 1B4   | 681322 | FHL2957 PT              | 5.5000               | 11/15/2033    | NR           |               | 188.53       |
| 1396ALL6                                      | AFS    | FED                     | FEDERAL RESERVE BANK | 2,100,000.00  |              | 08/29/2014    | 451,860.79   |
| 1B4   | 746903 | FHL3035 DP              | 5.5000               | 10/15/2034    | NR           |               | 457,772.37   |
| 8374F2L7                                      | AFS    | FED                     | FEDERAL RESERVE BANK | 700,000.00    |              | 08/29/2014    | 1,314,328.55 |
| 1B4   | 844136 | GNM04024 ZM             | 5.0000               | 04/20/2034    | Nr           |               | 1,323,942.07 |
| TOTAL PLEDGE FOR PLEDGE ID: J7BM COOKE COUNTY |        |                         |                      |               |              |               |              |
| Total Pledged:                                | 14     | Orig Face:              | 9,525,000.00         | Current Face: | 6,866,468.58 | Market Value: | 7,166,370.07 |
|   |        |                         |                      |               |              | Book Value:   | 7,114,974.47 |

FTN Financial Group and its affiliates (FTN) provide bond rating information as a service to its clients. FTN obtains this information from third party sources that we consider reliable but we make no representation or warranty as to its completeness or accuracy. The information provided is as of the date shown and FTN does not perform an independent analysis to confirm this information.



PLEGGED SECURITIES FOR COOKE COUNTY  
FROM LANDMARK BANK

August 2014

| L of C#   | AMOUNT        | MAT. DATE  |
|-----------|---------------|------------|
| 3087-1839 | \$ 500,000.00 | 10/10/2014 |

Landmark Bank, N.A.

Cooke County

As of: Sunday, August 31, 2014

Detail Section:

| <u>Account No.</u> | <u>Balance</u> | <u>Int Rate</u> | <u>Type</u> | <u>Officer</u> |
|--------------------|----------------|-----------------|-------------|----------------|
| 28002408           | \$0            | 0.00%           | TDSV        | R1B            |
| 28002416           | \$0            | 0.00%           | TDSV        | R1B            |
| 28900090           | \$218,288      | 0.00%           | CK          | R1B            |
| 28900287           | \$2,335,591    | 0.15%           | CK          | R1B            |
| 28900325           | \$10,815       | 0.00%           | CK          | R1B            |
| 28900333           | \$0            | 0.00%           | CK          | R1B            |
| 28900341           | \$25,250       | 0.00%           | CK          | R1B            |
| 28900368           | \$43,965       | 0.15%           | CK          | R1B            |
| 28900376           | \$110,362      | 0.00%           | CK          | R1B            |
| 28900384           | \$570          | 0.00%           | CK          | R1B            |
| 28900392           | \$1,992        | 0.00%           | CK          | R1B            |
| 28900406           | \$59,764       | 0.00%           | CK          | R1B            |
| 28900414           | \$1,692        | 0.00%           | CK          | R1B            |
| 28900422           | \$0            | 0.00%           | CK          | R1B            |
| 28900449           | \$432,758      | 0.00%           | CK          | R1B            |
| 28900457           | \$0            | 0.00%           | CK          | R1B            |
| 28900465           | \$0            | 0.00%           | CK          | R1B            |
| 28900481           | \$1,534,003    | 0.00%           | CK          | R1B            |
| 28900511           | \$1,197        | 0.00%           | CK          | R1B            |
| 28900538           | \$1,497        | 0.00%           | CK          | R1B            |
| 28901259           | \$5,000        | 0.00%           | CK          | ELE            |
| 28901593           | \$5,253        | 0.00%           | CK          | JDH            |
| 4170003539         | \$45,750       | 0.00%           | CK          | R1B            |
| 4170009684         | \$0            | 0.00%           | CK          | R1B            |
| 4170009700         | \$190          | 0.00%           | CK          | R1B            |
| 4170013934         | \$0            | 0.00%           | CK          | JDH            |
| 4170023065         | \$8,786        | 0.00%           | CK          | R1B            |
| 4170800744         | \$0            | 0.00%           | TDSV        | JDH            |
| 4170800751         | \$0            | 0.00%           | TDSV        | JDH            |
| 4170801528         | \$0            | 0.00%           | TDSV        | R1B            |
| 4170801536         | \$0            | 0.00%           | TDSV        | R1B            |
| 4170802286         | \$0            | 0.00%           | TDSV        | JDH            |
| 4170802294         | \$0            | 0.00%           | TDSV        | JDH            |
| 4170802849         | \$0            | 0.00%           | TDSV        | JDH            |
| 4170802856         | \$0            | 0.00%           | TDSV        | JDH            |
| 4170803896         | \$0            | 0.00%           | TDSV        | R1B            |
| 4170803904         | \$0            | 0.00%           | TDSV        | R1B            |
| 4170804019         | \$0            | 0.00%           | TDSV        | R1B            |

9/3/2014 8:11:39 AM

|            |           |       |      |     |
|------------|-----------|-------|------|-----|
| 4170804142 | \$0       | 0.00% | TDSV | R1B |
| 4170804159 | \$0       | 0.00% | TDSV | R1B |
| 4170804415 | \$0       | 0.00% | TDSV | T1G |
| 4170804423 | \$0       | 0.00% | TDSV | T1G |
| 4170804761 | \$7,500   | 0.25% | TDSV | T1G |
| 4170804779 | \$7,500   | 0.25% | TDSV | T1G |
| 4170805073 | \$500,000 | 0.25% | TDSV | T1G |
| 4170805081 | \$500,000 | 0.25% | TDSV | T1G |

*Collateral Section:*

| <u>Description / LOC No.</u> | <u>Amount</u> | <u>Maturity Date</u> |
|------------------------------|---------------|----------------------|
| Securities - Market Value    | \$7,166,370   | (See add'l report)   |
| 1839                         | \$500,000     | 10/10/2014           |

*Pledge Report Summary:*

|  |    |                         |
|--|----|-------------------------|
| Total Deposits                           | \$ | 5,857,724               |
| Plus Additional Coverage (per Agreement) | \$ | 0                       |
| Total Collateral Needed                  | \$ | <u>5,857,724</u>        |
| Collateral Pledged                       | \$ | 7,666,370               |
| FDIC Insurance                           | \$ | 250,000                 |
| Total Collateral Provided                | \$ | <u>7,916,370</u>        |
| Total Public Funding Excess / (Needed)   | \$ | <u><u>2,058,647</u></u> |

**INVESTMENTS-TEXPOOL**  
**PATTY BRENNAN, COOKE COUNTY TREASURER**  
**AUGUST 2014**

| ACCT NAME                       | BALANCE FORWARD               | DEPOSITS           | WITH-DRAWALS           | CURRENT INTEREST        | ENDING BALANCE                |
|---------------------------------|-------------------------------|--------------------|------------------------|-------------------------|-------------------------------|
| GENERAL                         | \$ 3,416,105.26               | 0.00               | 0.00                   | \$ 102.46               | \$ 3,416,207.72               |
| R & B -1                        | \$ 303,140.32                 | 0.00               | 0.00                   | \$ 9.08                 | \$ 303,149.40                 |
| R & B -2                        | \$ 31,846.21                  | 0.00               | 0.00                   | \$ 0.93                 | \$ 31,847.14                  |
| R & B -3                        | \$ 321,088.42                 | 0.00               | 0.00                   | \$ 9.65                 | \$ 321,098.07                 |
| R & B -4                        | \$ 340,954.46                 | 0.00               | 0.00                   | \$ 10.26                | \$ 340,964.72                 |
| FM & L                          | \$ 53,089.02                  | 0.00               | 0.00                   | \$ 1.55                 | \$ 53,090.57                  |
| TJPC                            | \$ 10,002.10                  | 0.00               | 0.00                   | \$ 0.31                 | \$ 10,002.41                  |
| ADULT PROB                      | \$ 18,631.81                  | 0.00               | 0.00                   | \$ 0.62                 | \$ 18,632.43                  |
| COURT REP                       | \$ 12,155.81                  | 0.00               | 0.00                   | \$ 0.31                 | \$ 12,156.12                  |
| DIST CLK PRESERVATION           | \$ 5,001.16                   | 0.00               | 5001.16                | \$ -                    | \$ -                          |
| PERM IMP                        | \$ 375,543.11                 | 0.00               | 0.00                   | \$ 11.27                | \$ 375,554.38                 |
| LAW ENFORCEMENT ED              | \$ 10,003.64                  | 0.00               | 0.00                   | \$ 0.31                 | \$ 10,003.95                  |
| JP-TECH                         | \$ 4,796.39                   | 0.00               | 4796.39                | \$ -                    | \$ -                          |
| LAW LIBRARY                     | \$ 26,455.29                  | 0.00               | 0.00                   | \$ 0.89                 | \$ 26,456.18                  |
| CC LIBRARY                      | \$ 4,147.63                   | 0.00               | 4147.63                | \$ -                    | \$ -                          |
| JP-CH SECURITY                  | \$ 5,001.16                   | 0.00               | 5001.16                | \$ -                    | \$ -                          |
| C H SECURITY                    | \$ 21,426.69                  | 0.00               | 0.00                   | \$ 0.62                 | \$ 21,427.31                  |
| REC MGMT                        | \$ 109,470.62                 | 0.00               | 0.00                   | \$ 3.28                 | \$ 109,473.90                 |
| REC PRESV                       | \$ 53,486.62                  | 0.00               | 25000.00               | \$ 1.16                 | \$ 28,487.78                  |
| DIST CLK REC MGMT               | \$ 5,001.16                   | 0.00               | 5001.16                | \$ -                    | \$ -                          |
| ARCHIVE                         | \$ 19,421.80                  | 0.00               | 0.00                   | \$ 0.62                 | \$ 19,422.42                  |
| DIST ATTY FORFEITURE            | \$ 10,003.64                  | 0.00               | 0.00                   | \$ 0.31                 | \$ 10,003.95                  |
| JAIL COMMISSARY                 | \$ 10,003.64                  | 0.00               | 0.00                   | \$ 0.31                 | \$ 10,003.95                  |
| STATE FEES                      | \$ 7,300.99                   | 0.00               | 0.00                   | \$ 0.31                 | \$ 7,301.30                   |
| <b><u>TOTAL: TREAS FUND</u></b> | <b><u>\$ 5,174,076.95</u></b> | <b><u>0.00</u></b> | <b><u>48947.50</u></b> | <b><u>\$ 154.25</u></b> | <b><u>\$ 5,125,283.70</u></b> |

|                           |             |                     |             |
|---------------------------|-------------|---------------------|-------------|
| YEAR - TO - DATE INTEREST | BAL FORWARD | CURRENT INT.        | BALANCE     |
|                           | \$ 1,273.24 | \$ 141.31           | \$ 1,414.55 |
| AVG YEILD FOR AUGUST      | 0.04%       | MKT VALUE PER SHARE | \$ 1.00     |

**INVESTMENTS-LOGIC**  
**PATTY BRENNAN, COOKE COUNTY TREASURER**  
**AUGUST 2014**

| ACCT NAME              | BALANCE<br>FORWARD | DEPOSITS | WITH-<br>DRAWALS | CURRENT<br>INTEREST | ENDING<br>BALANCE |
|------------------------|--------------------|----------|------------------|---------------------|-------------------|
| GENERAL                | \$ 11,311,730.38   | 0.00     | 2000000.00       | \$ 733.11           | \$ 9,312,463.49   |
| R & B -1               | \$ 896,240.52      | 0.00     | 0.00             | \$ 70.56            | \$ 896,311.08     |
| R & B -2               | \$ 260,814.84      | 0.00     | 40000.00         | \$ 19.89            | \$ 220,834.73     |
| R & B -3               | \$ 844,727.13      | 0.00     | 20000.00         | \$ 66.19            | \$ 824,793.32     |
| R & B -4               | \$ 873,842.18      | 0.00     | 0.00             | \$ 68.79            | \$ 873,910.97     |
| FM & L                 | \$ 700,722.22      | 0.00     | 0.00             | \$ 55.19            | \$ 700,777.41     |
| TJPC                   | \$ 20,021.85       | 0.00     | 0.00             | \$ 1.57             | \$ 20,023.42      |
| JUV-ISP                | \$ 4,790.24        | 0.00     | 0.00             | \$ 0.34             | \$ 4,790.58       |
| JUV-IVE                | \$ 6,013.78        | 0.00     | 0.00             | \$ 0.50             | \$ 6,014.28       |
| ADULT PROB             | \$ 75,035.23       | 0.00     | 0.00             | \$ 5.90             | \$ 75,041.13      |
| DIST CLK PRESERVATION  | \$ 5,004.44        | 5001.16  | 0.00             | \$ 0.75             | \$ 10,006.35      |
| CTY/DIST TECH          | \$ 3,003.11        | 0.00     | 0.00             | \$ 0.27             | \$ 3,003.38       |
| COURT REP              | \$ 30,030.86       | 0.00     | 0.00             | \$ 2.39             | \$ 30,033.25      |
| PERM IMP               | \$ 1,050,826.03    | 0.00     | 0.00             | \$ 82.75            | \$ 1,050,908.78   |
| LAW ENFORCEMENT ED     | \$ 5,004.44        | 0.00     | 0.00             | \$ 0.36             | \$ 5,004.80       |
| JP-TECH                | \$ 15,015.39       | 4796.39  | 0.00             | \$ 1.50             | \$ 19,813.28      |
| LAW LIBRARY            | \$ 50,051.52       | 0.00     | 0.00             | \$ 3.95             | \$ 50,055.47      |
| CC LIBRARY             | \$ 8,008.10        | 4147.63  | 0.00             | \$ 0.91             | \$ 12,156.64      |
| JP-CH SECURITY         | \$ 10,009.56       | 5001.16  | 0.00             | \$ 1.14             | \$ 15,011.86      |
| C H SECURITY           | \$ 165,159.73      | 0.00     | 0.00             | \$ 13.00            | \$ 165,172.73     |
| REC MGMT               | \$ 140,140.42      | 0.00     | 0.00             | \$ 11.04            | \$ 140,151.46     |
| REC PRESV              | \$ 205,149.02      | 0.00     | 120000.00        | \$ 10.74            | \$ 85,159.76      |
| DIST CLK REC MGMT      | \$ 10,009.59       | 5001.16  | 0.00             | \$ 1.14             | \$ 15,011.89      |
| DIST CLK ARCHIVE       | \$ 4,003.47        | 0.00     | 0.00             | \$ 0.31             | \$ 4,003.78       |
| ARCHIVE                | \$ 50,043.87       | 0.00     | 0.00             | \$ 3.95             | \$ 50,047.82      |
| CTY ATTY CHECK COLLECT | \$ 7,506.46        | 0.00     | 0.00             | \$ 0.60             | \$ 7,507.06       |
| DIST ATTY FORFEITURE   | \$ 30,025.60       | 0.00     | 0.00             | \$ 2.39             | \$ 30,027.99      |

**INVESTMENTS-LOGIC**  
**PATTY BRENNAN, COOKE COUNTY TREASURER**  
**AUGUST 2014**

|                          |                                |                         |                          |                           |                                |
|--------------------------|--------------------------------|-------------------------|--------------------------|---------------------------|--------------------------------|
| SHERIFF FORFEITURE       | \$ 7,506.46                    | 0.00                    | 0.00                     | \$ 0.60                   | \$ 7,507.06                    |
| JAIL COMMISSARY          | \$ 38,030.77                   | 0.00                    | 0.00                     | \$ 3.02                   | \$ 38,033.79                   |
| INT & SINKING            | \$ 570,658.70                  | 0.00                    | 570658.70                | \$ -                      | \$ -                           |
| STATE FEES               | \$ 18,023.35                   | 0.00                    | 0.00                     | \$ 1.45                   | \$ 18,024.80                   |
| 2012 GO REFUNDING        | \$ -                           | \$ 742,000.00           | 0.00                     | \$ 36.68                  | \$ 742,036.68                  |
| <b>TOTAL: TREAS FUND</b> | <b><u>\$ 17,417,149.26</u></b> | <b><u>765947.50</u></b> | <b><u>2750658.70</u></b> | <b><u>\$ 1,200.98</u></b> | <b><u>\$ 15,433,639.04</u></b> |

|                           |              |              |              |
|---------------------------|--------------|--------------|--------------|
| YEAR - TO - DATE INTEREST | BAL FORWARD  | CURRENT INT. | BALANCE      |
|                           | \$ 14,175.66 | \$ 1,200.98  | \$ 15,376.64 |

|                            |       |                     |         |
|----------------------------|-------|---------------------|---------|
| AVG. YEILD FOR AUGUST 2014 | 0.09% | MKT VALUE PER SHARE | \$ 1.00 |
|----------------------------|-------|---------------------|---------|

**Cooke County**  
Attn: Patty Brennan  
101 S. Dixon Street  
Gainesville, TX 76240

**Depositor Statement**

August 1, 2014 - August 31, 2014

Account #: 104791304900

Custodian: U.S. Bank N.A.

**Account at-a-Glance**

|                                     |              |
|-------------------------------------|--------------|
| Beginning Balance                   | 0.00         |
| + Net Deposits                      | 2,000,000.00 |
| + Net Accrued Interest <sup>2</sup> | 220.69       |
| Ending Balance                      | 2,000,220.69 |
| Days In Period <sup>4</sup>         | 31           |
| Average Daily Balance <sup>5</sup>  | 2,000,000.00 |
| Net APY This Period <sup>6</sup>    | 0.1300       |
| Available Balance <sup>7</sup>      | 2,000,000.00 |

**Depositor Information**

Website: [www.ficaaccount.com](http://www.ficaaccount.com)

Support Center: (866) 343-5516

**Account Transactions**

| Description | Date       | Amount(USD\$) |
|-------------|------------|---------------|
| Deposit     | 2014-08-01 | 2,000,000.00  |

**Bank Deposit Detail**

| Depository Bank                         | FDIC# | Balance(USD\$) |
|---|-------|----------------|
| Bank Leumi USA                          | 19842 | 2,675.36       |
| BofI Federal Bank                       | 35546 | 72,783.38      |
| Cadence Bank N.A.                       | 4999  | 246,602.21     |
| Capital One National Association        | 4297  | 5,036.34       |
| Delta Trust & Bank                      | 92    | 5,247.87       |
| EagleBank                               | 34742 | 187,955.01     |
| East West Bank                          | 31628 | 6,187.91       |
| FSGBank National Association            | 35525 | 11,099.46      |
| First Foundation Bank                   | 58647 | 1,079.90       |
| Great Western Bank                      | 15289 | 247,347.14     |
| Happy State Bank                        | 10359 | 247,640.73     |
| IBERIA BANK                             | 28100 | 118,747.66     |
| NexBank SSB                             | 29209 | 150,760.75     |
| Provident Bank                          | 30337 | 20,491.09      |
| Rockville Bank                          | 18203 | 1,994.42       |
| Signature Bank                          | 57053 | 58,839.21      |
| Southwest Bank                          | 18812 | 6,099.81       |
| Sovereign Bank National Association     | 29950 | 246,232.26     |
| Texas Capital Bank National Association | 34383 | 81,430.14      |



**Cooke County**

Attn: Patty Brennan  
101 S. Dixon Street  
Gainesville, TX 76240

**Depositor Statement**

August 1, 2014 - August 31, 2014

Account #: 104791304900

Custodian: U.S. Bank N.A.

| Depository Bank                             | FDIC# | Balance(USD\$)      |
|---|-------|---------------------|
| Washington Trust Company of Westerly        | 23623 | 214,895.70          |
| Wells Fargo Bank National Association       | 3511  | 66,853.65           |
| Aggregate Net Accrued Interest <sup>3</sup> |       | 220.69              |
| <b>Total</b>                                |       | <b>2,000,220.69</b> |

**Disclosure Information**

<sup>1</sup> The Federally Insured Cash Account @ ("FICA") is not a member of the Federal Deposit Insurance Corporation ("FDIC"), but the banks in which your money is deposited are FDIC members. The FDIC is an independent agency of the U.S. government that protects the funds depositors place in FDIC insured institutions. FDIC deposit insurance is backed by the full faith and credit of the U.S. government.

<sup>2</sup> Net Accrued Interest is the estimated amount of your accrued interest earned for the current month less any FICA Fee with respect to such interest. Net Accrued Interest cannot be withdrawn from your account until it is credited to the account. There is no guarantee that you will receive the full amount as stated. Refer to the U.S. Bank Custodial Statement, provided via [ficaaccount.com](http://ficaaccount.com), for further details regarding interest earned and fees charged. Net Accrued Interest is for informational purposes only.

<sup>3</sup> Aggregate Net Accrued Interest is the sum of the current month's Net Accrued Interest and any prior period Net Accrued Interest not yet paid.

<sup>4</sup> Days In Period ("DIP") is the number of days in the period beginning on, and including the later of, the first day of the month or the business day your initial deposit is received by the FICA Custodian if received on or before 10:00AM EST or the business day immediately following if received after 10:00AM EST, and ending on, and including, the last day of the month. DIP does not include any date on which the balance is zero.

<sup>5</sup> Average Daily Balance is the sum of your beginning balance plus any deposits less any withdrawals averaged across number of days in Days In Period.

<sup>6</sup> Net APY This Period is the annualized yield that reflects the relationship between the net interest received plus any Net Accrued Interest and the Average Daily Balance for the statement period.

<sup>7</sup> Available Balance reflects the amount that can be withdrawn as of the date of the statement. This balance is the Ending Balance less the Aggregate Net Accrued Interest amount.

We encourage you to compare the information provided in our statement with the U.S. Bank custody statement. You may access your U.S. Bank custody statement by calling 1-866-343-5516.

StoneCastle Cash Management, LLC is an SEC Registered Investment Advisor. StoneCastle Cash Management, LLC is an affiliate of StoneCastle Partners, LLC, a leading asset management and financial services company dedicated to investing and serving the community banking sector. Performance data shown represents past performance, and is no guarantee of future results. Rates may change without notice. Please read the Terms and Conditions relating to the FICA program for more complete information and the governing terms of the account. Review your statement for accuracy. If you have any questions regarding your account, contact a FICA representative. Registration with the SEC does not imply a particular level of skill or training.