

AFFIDAVIT

STATE OF TEXAS

COUNTY OF COOKE

The members of the Commissioners' Court of Cooke County, Texas, state as follows:

The requirement of Subsection (C) of the Texas Local Government Code, §114.026 have been met for the term of October, 2013. The amount of cash and other assets in the custody of the County Treasurer at the time of examination are:

Cash (includes on hand, money market accounts, and short term investments) \$ 22,627,779.84.

Other Assets (long term investments) \$ \_\_\_\_\_.

Sworn to and subscribed this 25 day of November 2013

John O. Roane  
John O. Roane, Cooke County Judge

Gary Hollowell  
Gary Hollowell, Commissioner, Pct 1

B. C. Lemons  
B. C. Lemons, Commissioner, Pct 2

\_\_\_\_\_  
Al Smith, Commissioner, Pct 3

Leon Klement  
Leon Klement, Commissioner, Pct 4

ATTEST:

Rebecca Lawson  
Rebecca Lawson, County Clerk

FILED FOR RECORD

13 NOV 25 AM 10:55

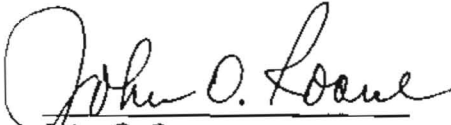
REBECCA LAWSON  
COUNTY CLERK, COOKE CO. TX

BY \_\_\_\_\_, DEPUTY

FINANCIAL REPORTS

October 2013

In accordance with Local Government Code 114.026, this affidavit states the current cash and reports in the custody of the county treasurer as of this date of October 31, 2013.



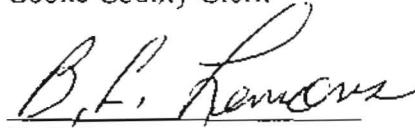
John O. Roane,  
Cooke County Judge



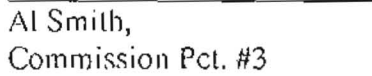
Rebecca Lawson,  
Cooke County Clerk




Gary Hollowell,  
Commissioner Pct. #1



B. C. Lemons,  
Commissioner Pct. #2



Al Smith,  
Commission Pct. #3



Leon Klement,  
Commissioner Pct. #4

**MONTHLY REPORT**

**OCTOBER 2013**

**PATTY BRENNAN**

**COOKE COUNTY TREASURER**

PRIOR MONTH ENDING BANK STATEMENT BALANCE	\$2,532,368.01	
CLEARED DEPOSITS	\$2,795,832.55	270
CLEARED ADDITIONS	\$ .00	
CLEARED CHECKS	\$2,083,245.10	468
CLEARED DEDUCTIONS	\$303,045.41	5
CURRENT MONTH ENDING BANK STATEMENT BALANCE	\$2,941,910.05	
CURRENT MONTH ENDING BANK STATEMENT BALANCE	\$2,592,588.59	
OUTSTANDING DEPOSITS	\$40,470.73	3
OUTSTANDING ADDITIONS	\$ .00	
OUTSTANDING CHECKS	\$1,069,439.24	535
OUTSTANDING DEDUCTIONS	\$1,773.63	1
RECONCILED BOOK BALANCE	\$1,561,846.45	
ENDING STATEMENT DATE	10/31/2013	CLERK: PB

<u>Check #'s</u>	<u>Amount</u>
102310	259,480.12
102311	36,048.02
102312	43,359.24
102313	10,234.08
	<u>349,321.46</u>

These checks were dated 11-1-13 - written to and deposited into Payroll account. They were deposited 10-31-13 in order to not allow Payroll acct. to become over-drawn for 11-1-13 because of Direct Deposit of Payroll.



$$\begin{array}{r}
 2941910.05 \\
 - 349321.46 \\
 \hline
 \rightarrow 2592,588.59
 \end{array}$$

PRIOR MONTH ENDING BANK STATEMENT BALANCE	\$215,661.91	
CLEARED DEPOSITS	\$1,182,569.77	3
CLEARED ADDITIONS	\$ .00	
CLEARED CHECKS	\$835,096.63-	94
CLEARED DEDUCTIONS	\$ .00	
CURRENT MONTH ENDING BANK STATEMENT BALANCE	\$563,135.05	
CURRENT MONTH ENDING BANK STATEMENT BALANCE	\$563,135.05	
OUTSTANDING DEPOSITS	\$ .00	
OUTSTANDING ADDITIONS	\$ .00	
OUTSTANDING CHECKS	\$2,480.77-	2
OUTSTANDING DEDUCTIONS	\$ .00	
RECONCILED BOOK BALANCE	\$560,654.28	
ENDING STATEMENT DATE	10/31/2013	CLERK: PB

FUND NAME	CHECKING ACCOUNT	CHECKING AMOUNT	TDOA ACCOUNT	TDOA AMOUNT	FUND TOTAL
2014 001 GENERAL	TREAS FUND	367,227.16	TEXPOOL LOGIC CERT DEPOS	1,565,394.83 10,002,202.30 1,750,000.00	13,684,824.29
2014 011 ROAD & BRIDGE 1	TREAS FUND	114,628.42	TEXPOOL LOGIC	383,047.85 500,110.11	997,786.38
2014 012 ROAD & BRIDGE 2	TREAS FUND	113,677.69	TEXPOOL LOGIC	151,812.52 180,044.04	445,534.25
<del>2014 013 ROAD &amp; BRIDGE 3</del>	<del>TREAS FUND</del>	<del>114,473.87</del>	<del>TEXPOOL LOGIC</del>	<del>515,983.92 420,110.11</del>	<del>1,050,567.90</del>
2014 014 ROAD & BRIDGE 4	TREAS FUND	104,908.79	TEXPOOL LOGIC	380,857.04 640,154.16	1,125,919.99
2014 019 FM & LATERAL	TREAS FUND	13,051.39	TEXPOOL LOGIC	53,074.17 700,154.16	766,279.72
2014 020 TJPC	TREAS FUND	21,501.35	TEXPOOL LOGIC	5,000.35 30,001.51	56,503.21
2014 021 JUVENILE PROB-ISP	TREAS FUND	7,130.18	TEXPOOL LOGIC	2,286.32 2,500.65	11,917.15
2014 022 JUVENILE PROBATION	TREAS FUND	4,134.84	TEXPOOL		4,134.84
2014 023 JUVENILE PROB. IV-E	TREAS FUND	8,879.26	TEXPOOL LOGIC	2,008.62 3,000.70	13,888.58
2014 028 ADULT PROBATION	TREAS FUND	14,736.86-	TEXPOOL LOGIC	8,628.83 40,005.48	33,897.45
2014 029 COMMUNITY CORRECTIONS	TREAS FUND	39,381.62	TEXPOOL LOGIC	.26- .26	39,381.62
2014 032 DISTRICT CLERK PRESERVATION	TREAS FUND	10,695.39	TEXPOOL LOGIC	5,000.35 5,000.72	20,696.46
2014 033 COUNTY/DISTRICT TECHNOLOGY	TREAS FUND	2,474.02	TEXPOOL LOGIC	1,000.00 2,000.42	5,474.44
2014 034 COURT REPORTER	TREAS FUND	22,057.55	TEXPOOL LOGIC	12,152.44 30,006.60	64,216.59
2014 035 PERMANENT IMPROVEMENT	TREAS FUND	76,785.59	TEXPOOL LOGIC	250,456.16 650,121.15	977,362.90
2014 036 PROBATE JUDGE FEES	TREAS FUND	2.00	TEXPOOL		2.00
2014 037 LAW ENFORCEMENT ED	TREAS FUND	20,499.98	TEXPOOL LOGIC	10,000.48 5,000.72	35,501.18
2014 038 JP TECH	TREAS FUND	13,887.32	TEXPOOL LOGIC	4,795.76 15,003.26	33,686.34

FUND NAME	CHECKING ACCOUNT	CHECKING AMOUNT	TDOA ACCOUNT	TDOA AMOUNT	FUND TOTAL
2014 039 DISASTER RELIEF	TREAS FUND		TEXPOOL		
2014 040 LAW LIBRARY	TREAS FUND	15,545.97	TEXPOOL LOGIC	26,447.97 50,011.04	92,004.98
2014 041 CC LIBRARY FUND	TREAS FUND	26,425.65	TEXPOOL LOGIC	4,147.22 8,001.72	38,574.59
2014 042 CC HISTORICAL COMM.	TREAS FUND	4,529.38			4,529.38
<del>2014 043 JP COURTHOUSE SECURITY</del>	TREAS FUND	10,676.37	TEXPOOL LOGIC	5,000.35 10,001.48	25,678.20
2014 044 COURTHOUSE SECURITY	TREAS FUND	27,381.50	TEXPOOL LOGIC	16,421.76 150,033.02	193,836.28
2014 045 FLOOD DAMAGE	TREAS FUND	10,739.00	TEXPOOL LOGIC	2,000.00 5,000.72	17,739.72
2014 046 CHAPTER 19	TREAS FUND		TEXPOOL		
2014 047 CC RECORDS MANAGEMENT	TREAS FUND	1,348.28	TEXPOOL		1,348.28
2014 048 COUNTY RECORDS MANAGEMENT	TREAS FUND	16,385.92	TEXPOOL LOGIC	109,440.09 140,027.54	265,853.55
2014 049 CC RECORDS PRESERVATION	TREAS FUND	33,293.85	TEXPOOL LOGIC	43,473.70 129,022.04	201,789.59
2014 050 DIST CLERK RECORDS MANAGEMENT	TREAS FUND	15,880.42	TEXPOOL LOGIC	5,000.35 10,001.51	30,882.28
2014 051 DISTRICT CLERK ARCHIVE	TREAS FUND	6,380.46	TEXPOOL LOGIC	1,500.00 2,500.44	10,380.90
2014 052 COUNTY CLERK ARCHIVE FEE	TREAS FUND	18,519.30	TEXPOOL LOGIC	19,416.19 40,008.80	77,944.29
2014 053 CA CHECK COLLECTING	TREAS FUND	6,828.58	TEXPOOL LOGIC	2,500.00 5,000.72	14,329.30
2014 054 DA CHECK COLLECTING	TREAS FUND	225.77	TEXPOOL		225.77
2014 055 CO. ATTY FORFEITURE	TREAS FUND		TEXPOOL		
2014 056 DISTRICT ATTY FORFEITURE	TREAS FUND	22,075.00	TEXPOOL LOGIC	10,000.48 20,003.03	52,078.51
2014 057 D A SEIZURE FUND	TREAS FUND	49,350.82	TEXPOOL		49,350.82
2014 058 SHERIFF FORFEITURE	TREAS FUND	7,342.87	TEXPOOL LOGIC	2,500.00 5,000.72	14,843.59
2014 059 JAIL COMMISSARY	TREAS FUND	39,111.53	TEXPOOL LOGIC	10,000.48 20,003.03	69,115.04

FUND NAME	CHECKING ACCOUNT	CHECKING AMOUNT	TDOA ACCOUNT	TDOA AMOUNT	FUND TOTAL
2014 060 INTEREST & SINKING	TREAS FUND	44,268.22	TEXPOOL LOGIC	145,516.82 670,147.54	859,932.58
2014 061 2004 GO REFUNDING DEBT SERVITREAS FUND	TREAS FUND	1,087.54	TEXPOOL		1,087.54
2014 070 BOND FUND	TREAS FUND		TEXPOOL LOGIC		
2014 088 STATE FEES	TREAS FUND	32,721.34	TEXPOOL LOGIC	7,298.34 10,002.32	50,022.00
2014 089 CHILDREN TRUST	TREAS FUND		TEXPOOL		
2014 090 OFFICER'S TRUST	TREAS FUND	60,527.47	TEXPOOL		60,527.47
2014 091 LIBRARY TRUST - LIDDELL	TREAS FUND	2,761.90	CERT DEPOS	15,000.00	17,761.90
2014 092 LIBRARY TRUST - ROSENSTEIN	TREAS FUND	4,240.20	CERT DEPOS	19,000.00	23,240.20
2014 098 PAYROLL CLEARING	PAYROLL	1,377,752.02			1,377,752.02
2014 100 CHILD ABUSE PREVENTION FUND	TREAS FUND	103.73	TEXPOOL		103.73
2014 101 PRETRIAL DIVERSION	TREAS FUND	5,156.00	TEXPOOL		5,156.00
		-----		-----	-----
TOTAL		2,881,318.65		20,042,345.15	22,923,663.80



CHECK ACCOUNT	CHECK
ACCOUNT BALANCE - TREAS FUND	1,503,566.63
ACCOUNT BALANCE - PAYROLL	1,377,752.02
	<hr/>
TOTAL	2,881,318.65

TDOA ACCOUNT	TDOA
ACCOUNT BALANCE - TEXPOOL	3,762,163.13
ACCOUNT BALANCE - LOGIC	14,496,182.02
ACCOUNT BALANCE - CERT DEPOS	1,784,000.00
	<hr/>
TOTAL	20,042,345.15

ACCOUNT NAME	BEGINNING CASH BALANCE	CASH RECEIPTS	CASH DISBURSEMENTS	ENDING CASH BALANCE
2014 001 GENERAL				
CASH - GENERAL FUND	987,333.04	2,090,600.20	2,710,706.08-	367,227.16
CASH ON HAND	435.10	.00	.00	435.10
CASH INVESTED-TEXPOOL	2,565,394.83	.00	1,000,000.00-	1,565,394.83
CASH INVESTED - LOGIC	10,002,202.30	.00	.00	10,002,202.30
T-BILLS - INVESTMENTS	.00	.00	.00	.00
CASH INVESTMENT-CD	1,750,000.00	.00	.00	1,750,000.00
FUND TOTALS	15,305,365.27	2,090,600.20	3,710,706.08-	13,685,259.39
2014 011 ROAD & BRIDGE 1				
CASH - ROAD & BRIDGE # 1	111,179.97	114,391.43	110,942.98-	114,628.42
CASH INVESTED	423,047.85	.00	40,000.00-	383,047.85
CASH INVESTED - LOGIC	500,110.11	.00	.00	500,110.11
T-BILL INVESTMENTS	.00	.00	.00	.00
FUND TOTALS	1,034,337.93	114,391.43	150,942.98-	997,786.38
2014 012 ROAD & BRIDGE 2				
CASH - ROAD & BRIDGE # 2	88,700.94	94,390.78	69,414.03-	113,677.69
CASH INVESTED	151,812.52	.00	.00	151,812.52
CASH INVESTED - LOGIC	200,044.04	.00	20,000.00-	180,044.04
T-BILL INVESTMENTS	.00	.00	.00	.00
FUND TOTALS	440,557.50	94,390.78	89,414.03-	445,534.25
2014 013 ROAD & BRIDGE 3				
CASH - ROAD & BRIDGE # 3	90,014.07	154,405.00	129,945.20-	114,473.87
CASH INVESTED	515,983.92	.00	.00	515,983.92
CASH INVESTED - LOGIC	500,110.11	.00	80,000.00-	420,110.11
T-BILL INVESTMENTS	.00	.00	.00	.00
FUND TOTALS	1,106,108.10	154,405.00	209,945.20-	1,050,567.90
2014 014 ROAD & BRIDGE 4				
CASH - ROAD & BRIDGE # 4	91,132.88	134,387.76	120,611.85-	104,908.79
CASH INVESTED	380,857.04	.00	.00	380,857.04
CASH INVESTED - LOGIC	700,154.16	.00	60,000.00-	640,154.16
T-BILL INVESTMENTS	.00	.00	.00	.00
FUND TOTALS	1,172,144.08	134,387.76	180,611.85-	1,125,919.99
2014 019 FM & LATERAL				
CASH - F M & LATERAL	12,899.46	151.93	.00	13,051.39
CASH INVESTED	53,074.17	.00	.00	53,074.17
CASH INVESTED - LOGIC	700,154.16	.00	.00	700,154.16
T-BILL INVESTMENT	.00	.00	.00	.00
FUND TOTALS	766,127.79	151.93	.00	766,279.72
2014 020 TJPC				
CASH - T.J.P.C.	39,734.68	26,262.70	44,496.03-	21,501.35
CASH INVESTED	5,000.35	.00	.00	5,000.35
CASH INVESTED - LOGIC	10,001.51	20,000.00	.00	30,001.51
FUND TOTALS	54,736.54	46,262.70	44,496.03-	56,503.21
2014 021 JUVENILE PROB-ISP				
CASH - JUVENILE PROBATION	7,128.54	1.64	.00	7,130.18
INVESTMENTS	2,286.32	.00	.00	2,286.32
CASH INVESTED - LOGIC	2,500.65	.00	.00	2,500.65
FUND TOTALS	11,915.51	1.64	.00	11,917.15
2014 022 JUVENILE PROBATION				
CASH - JUV. PROB. DIV	4,122.69	100.95	88.80-	4,134.84

ACCOUNT NAME	BEGINNING CASH BALANCE	CASH RECEIPTS	CASH DISBURSEMENTS	ENDING CASH BALANCE
INVESTMENTS	.00	.00	.00	.00
FUND TOTALS	4,122.69	100.95	88.80-	4,134.84
2014 023 JUVENILE PROB. IV-E				
CASH - IV-E	8,877.22	2.04	.00	8,879.26
CASH INVESTED	2,008.62	.00	.00	2,008.62
CASH INVESTED - LOGIC	3,000.70	.00	.00	3,000.70
FUND TOTALS	13,886.54	2.04	.00	13,888.58
2014 028 ADULT PROBATION				
CASH - ADULT PROBATION	35,015.54	19,531.53	69,283.93-	14,736.86-
CASH ON HAND	75.00	.00	.00	75.00
CASH INVESTED	8,628.83	.00	.00	8,628.83
CASH INVESTED - LOGIC	25,005.48	15,000.00	.00	40,005.48
FUND TOTALS	68,724.85	34,531.53	69,283.93-	33,972.45
2014 029 COMMUNITY CORRECTIONS				
CASH - COMMUNITY CORRECTI	25,919.40	21,917.00	8,454.78-	39,381.62
INVESTMENTS	.26-	.00	.00	.26-
CASH INVESTED - LOGIC	.26	.00	.00	.26
FUND TOTALS	25,919.40	21,917.00	8,454.78-	39,381.62
2014 032 DISTRICT CLERK PRESERVATION				
CASH - DISTRICT CLERK PRESVATI	10,083.07	612.32	.00	10,695.39
INVESTMENTS	5,000.35	.00	.00	5,000.35
CASH INVESTED - LOGIC	5,000.72	.00	.00	5,000.72
FUND TOTALS	20,084.14	612.32	.00	20,696.46
2014 033 COUNTY/DISTRICT TECHNOLOGY FUN				
CASH - COUNTY/DISTRICT TECH	2,311.12	162.90	.00	2,474.02
INVESTMENTS	1,000.00	.00	.00	1,000.00
CASH INVESTED - LOGIC	2,000.42	.00	.00	2,000.42
FUND TOTALS	5,311.54	162.90	.00	5,474.44
2014 034 COURT REPORTER				
CASH - COURT REPORTER FUND	21,507.11	739.94	189.50-	22,057.55
INVESTMENTS	12,152.44	.00	.00	12,152.44
CASH INVESTED - LOGIC	30,006.60	.00	.00	30,006.60
FUND TOTALS	63,666.15	739.94	189.50-	64,216.59
2014 035 PERMANENT IMPROVEMENT				
CASH - PERMANENT IMPROVEM	151,542.67	25,242.92	100,000.00-	76,785.59
CASH INVESTED	250,456.16	.00	.00	250,456.16
CASH INVESTED - LOGIC	550,121.15	100,000.00	.00	650,121.15
T-BILL INVESTMENTS	.00	.00	.00	.00
FUND TOTALS	952,119.98	125,242.92	100,000.00-	977,362.90
2014 036 PROBATE JUDGE FEES				
CASH - PROBATE JUDGE FEES	2.00	.00	.00	2.00
CASH INVESTED	.00	.00	.00	.00
FUND TOTALS	2.00	.00	.00	2.00
2014 037 LAW ENFORCEMENT ED				
CASH - LAW ENFORCEMENT ED	21,119.40	44.76	664.18-	20,499.98
CASH INVESTED	10,000.48	.00	.00	10,000.48
CASH INVESTED - LOGIC	5,000.72	.00	.00	5,000.72
FUND TOTALS	36,120.60	44.76	664.18-	35,501.18

ACCOUNT NAME	BEGINNING CASH BALANCE	CASH RECEIPTS	CASH DISBURSEMENTS	ENDING CASH BALANCE
2014 038 JP TECH				
CASH - J P TECH FUND	13,299.98	1,429.70	842.36-	13,887.32
INVESTMENTS	4,795.76	.00	.00	4,795.76
CASH INVESTED - LOGIC	15,003.26	.00	.00	15,003.26
FUND TOTALS	33,099.00	1,429.70	842.36-	33,686.34
2014 039 DISASTER RELIEF				
CASH - DISASTERS	.00	.00	.00	.00
INVESTMENTS	.00	.00	.00	.00
FUND TOTALS	.00	.00	.00	.00
2014 040 LAW LIBRARY				
CASH - LAW LIBRARY	14,576.31	1,313.34	343.68-	15,545.97
CASH INVESTED	26,447.97	.00	.00	26,447.97
CASH INVESTED - LOGIC	50,011.04	.00	.00	50,011.04
FUND TOTALS	91,035.32	1,313.34	343.68-	92,004.98
2014 041 CC LIBRARY FUND				
CASH - COOKE COUNTY LIBRA	19,339.95	7,767.78	682.08-	26,425.65
CASH INVESTED	4,147.22	.00	.00	4,147.22
CASH INVESTED - LOGIC	8,001.72	.00	.00	8,001.72
T-BILL INVESTMENTS	.00	.00	.00	.00
FUND TOTALS	31,488.89	7,767.78	682.08-	38,574.59
2014 042 CC HISTORICAL COMM.				
CASH - COOKE CO. HISTORIC	2,868.71	1,660.67	.00	4,529.38
FUND TOTALS	2,868.71	1,660.67	.00	4,529.38
2014 043 JP COURTHOUSE SECURITY				
CASH - JP COURTHOUSE SECURITY	10,356.87	342.45	22.95-	10,676.37
CASH INVESTED	5,000.35	.00	.00	5,000.35
CASH INVESTED - LOGIC	10,001.48	.00	.00	10,001.48
FUND TOTALS	25,358.70	342.45	22.95-	25,678.20
2014 044 COURTHOUSE SECURITY				
CASH - COURTHOUSE SECURIT	24,887.99	2,493.51	.00	27,381.50
CASH INVESTED	16,421.76	.00	.00	16,421.76
CASH INVESTED - LOGIC	150,033.02	.00	.00	150,033.02
FUND TOTALS	191,342.77	2,493.51	.00	193,836.28
2014 045 FLOOD DAMAGE				
CASH - FLOOD DAMAGE	10,739.00	.00	.00	10,739.00
CASH INVESTED - TEXPOOL	2,000.00	.00	.00	2,000.00
CASH INVESTED - LOGIC	5,000.72	.00	.00	5,000.72
FUND TOTALS	17,739.72	.00	.00	17,739.72
2014 046 CHAPTER 19				
CASH - CHAPTER 19	.00	.00	.00	.00
INVESTMENTS	.00	.00	.00	.00
FUND TOTALS	.00	.00	.00	.00
2014 047 CC RECORDS MANAGEMENT				
CASH - CC RECORDS MANAGEMENT	1,268.56	79.72	.00	1,348.28
INVESTMENTS - TEXPOOL	.00	.00	.00	.00
FUND TOTALS	1,268.56	79.72	.00	1,348.28
2014 048 COUNTY RECORDS MANAGEMENT				
CASH - RECORDS MANAGEMENT	30,168.04	1,762.88	15,545.00-	16,385.92

ACCOUNT NAME	BEGINNING CASH BALANCE	CASH RECEIPTS	CASH DISBURSEMENTS	ENDING CASH BALANCE
CASH INVESTED	109,440.09	.00	.00	109,440.09
CASH INVESTED - LOGIC	125,027.54	15,000.00	.00	140,027.54
FUND TOTALS	264,635.67	16,762.88	15,545.00-	265,853.55
2014 049 CC RECORDS PRESERVATION				
CASH - RECORDS PRESERVATI	50,005.33	8,288.52	25,000.00-	33,293.85
INVESTMENTS	43,473.70	.00	.00	43,473.70
CASH INVESTED - LOGIC	100,022.04	25,000.00	.00	125,022.04
FUND TOTALS	193,501.07	33,288.52	25,000.00-	201,789.59
2014 050 DIST CLERK RECORDS MANAGEMENT				
CASH - D C RECORDS MANAGEMENT	16,431.39	409.03	960.00-	15,880.42
CASH INVESTED	5,000.35	.00	.00	5,000.35
CASH INVESTED - LOGIC	10,001.51	.00	.00	10,001.51
FUND TOTALS	31,433.25	409.03	960.00-	30,882.28
2014 051 DISTRICT CLERK ARCHIVE				
DISTRICT CLERK ARCHIVE	6,074.06	306.40	.00	6,380.46
INVESTMENTS	1,500.00	.00	.00	1,500.00
CASH INVESTED - LOGIC	2,500.44	.00	.00	2,500.44
FUND TOTALS	10,074.50	306.40	.00	10,380.90
2014 052 COUNTY CLERK ARCHIVE FEE				
CASH -RECORDS ARCHIVE	17,251.37	7,873.06	6,605.13-	18,519.30
INVESTMENTS	19,416.19	.00	.00	19,416.19
CASH INVESTED - LOGIC	40,008.80	.00	.00	40,008.80
FUND TOTALS	76,676.36	7,873.06	6,605.13-	77,944.29
2014 053 CA CHECK COLLECTING				
CASH - CHECK COLLECTING &	8,462.93	197.00	1,831.35-	6,828.58
CASH INVESTED	2,500.00	.00	.00	2,500.00
CASH INVESTED - LOGIC	5,000.72	.00	.00	5,000.72
FUND TOTALS	15,963.65	197.00	1,831.35-	14,329.30
2014 054 DA CHECK COLLECTING				
CASH - DA CHECK COLLECTING	246.44	.00	20.67-	225.77
CASH INVESTED	.00	.00	.00	.00
FUND TOTALS	246.44	.00	20.67-	225.77
2014 055 CO. ATTY FORFEITURE				
CASH - CO. ATTY. BOND FOR	.00	.00	.00	.00
INVESTMENTS	.00	.00	.00	.00
FUND TOTALS	.00	.00	.00	.00
2014 056 DISTRICT ATTY FORFEITURE				
CASH - D.A. FORFEITURE FU	21,473.78	601.22	.00	22,075.00
CASH INVESTED - TEXPOOL	10,000.48	.00	.00	10,000.48
CASH INVESTED - LOGIC	20,003.03	.00	.00	20,003.03
FUND TOTALS	51,477.29	601.22	.00	52,078.51
2014 057 D A SEIZURE FUND				
CASH - SEIZURE-LAW	52,091.82	440.40	3,181.40-	49,350.82
INVESTMENTS	.00	.00	.00	.00
FUND TOTALS	52,091.82	440.40	3,181.40-	49,350.82
2014 058 SHERIFF FORFEITURE				
CASH- SHERIFF FORFEITURE	8,277.54	65.33	1,000.00-	7,342.87

ACCOUNT NAME	BEGINNING CASH BALANCE	CASH RECEIPTS	CASH DISBURSEMENTS	ENDING CASH BALANCE
INVESTMENTS	2,500.00	.00	.00	2,500.00
CASH INVESTED - LOGIC	5,000.72	.00	.00	5,000.72
FUND TOTALS	15,778.26	65.33	1,000.00-	14,843.59
2014 059 JAIL COMMISSARY				
CASH - JAIL COMMISSARY	36,562.83	3,010.87	462.17-	39,111.53
CASH INVESTED - TEXPOOL	10,000.48	.00	.00	10,000.48
CASH INVESTED - LOGIC	20,003.03	.00	.00	20,003.03
FUND TOTALS	66,566.34	3,010.87	462.17-	69,115.04
2014 060 INTEREST & SINKING				
CASH - INTEREST & SINKING	14,941.53	29,326.69	.00	44,268.22
CASH INVESTED	145,516.82	.00	.00	145,516.82
CASH INVESTED - LOGIC	670,147.54	.00	.00	670,147.54
T-BILL INVESTMENTS	.00	.00	.00	.00
FUND TOTALS	830,605.89	29,326.69	.00	859,932.58
2014 061 2004 GO REFUNDING DEBT SERVICE				
CASH - 2004 GO REFUNDING D/S	849.77	237.77	.00	1,087.54
CASH INVESTED	.00	.00	.00	.00
T-BILL INVESTMENTS	.00	.00	.00	.00
FUND TOTALS	849.77	237.77	.00	1,087.54
2014 070 BOND FUND				
CASH - CONSTRUCTION FUND	101.47	136.07	237.54-	.00
CASH INVESTED	136.07	.00	136.07-	.00
CASH INVESTED - LOGIC	.00	.00	.00	.00
FUND TOTALS	237.54	136.07	373.61-	.00
2014 088 STATE FEES				
CASH - STATE FEES	124,123.28	49,963.00	141,364.94-	32,721.34
CASH INVESTED	7,298.34	.00	.00	7,298.34
CASH INVESTED - LOGIC	10,002.32	.00	.00	10,002.32
FUND TOTALS	141,423.94	49,963.00	141,364.94-	50,022.00
2014 089 CHILDREN TRUST				
CASH - CHILDRENS TRUST	.00	.00	.00	.00
CASH INVESTED	.00	.00	.00	.00
FUND TOTALS	.00	.00	.00	.00
2014 090 OFFICER'S TRUST				
CASH-OFFICERS TRUST	60,527.47	.00	.00	60,527.47
CASH INVESTED	.00	.00	.00	.00
CASH INVESTED - LOGIC	.00	.00	.00	.00
FUND TOTALS	60,527.47	.00	.00	60,527.47
2014 091 LIBRARY TRUST - LIDDELL				
CASH-LIBRARY TRUST/LIDDELL	2,748.03	13.87	.00	2,761.90
CD INVESTMENT	15,000.00	.00	.00	15,000.00
FUND TOTALS	17,748.03	13.87	.00	17,761.90
2014 092 LIBRARY TRUST - ROSENSTEIN				
CASH-LIBRARY TRUST/ROSENSTEIN	4,239.23	.97	.00	4,240.20
CD INVESTMENT	19,000.00	.00	.00	19,000.00
FUND TOTALS	23,239.23	.97	.00	23,240.20
2014 098 PAYROLL CLEARING				
CASH - PAYROLL CLEARING	195,182.25	1,182,569.77	.00	1,377,752.02

ACCOUNT NAME	BEGINNING CASH BALANCE	CASH RECEIPTS	CASH DISBURSEMENTS	ENDING CASH BALANCE
INVESTMENTS	.00	.00	.00	.00
FUND TOTALS	195,182.25	1,182,569.77	.00	1,377,752.02
2014 100 CHILD ABUSE PREVENTION FUND				
CASH-CHILD ABUSE PREVENTION	100.39	3.34	.00	103.73
CASH INVESTED	.00	.00	.00	.00
FUND TOTALS	100.39	3.34	.00	103.73
2014 101 PRETRIAL DIVERSION				
CASH-PRETRIAL DIVERSION	5,106.00	50.00	.00	5,156.00
CASH INVESTED	.00	.00	.00	.00
CASH INVESTED - LOGIC	.00	.00	.00	.00
FUND TOTALS	5,106.00	50.00	.00	5,156.00
GRAND TOTALS	23,528,917.44	4,158,289.16	4,763,032.70-	22,924,173.90

C.D. INVESTMENTS

-----

LANDMARK BANK

October 2013

<u>C.D.#</u>	<u>PURCHASE DATE</u>	<u>AMOUNT</u>	<u>MAT. DATE</u>
GEN/4170804415	May 24, 2013	500,000.00	May 24, 2014
GEN/4170804423	May 24, 2013	500,000.00	May 24, 2014
Library Trust- Liddell	Jan 9, 2013	7,500.00	Jan. 9, 2014
Library Trust- Liddell	Jan 9, 2013	7,500.00	Jan. 9, 2014
Library Trust- Rosenstein	Jun. 9, 2012	11,000.00	Jun. 9, 2014

INT. EARNED MONTHLY:

2-Gen CD's @ .25%  
2-Liddell CD's @ .35%  
Rosenstein CD @ .40%

All interest gets deposited into the Treasurer's Fund. The 2 Gen CD's interest gets deposited monthly, and the 3 Library's CD's interest gets deposited quarterly.

PROSPERITY BANK

GEN/14401708	Sept 17, 2013	250,000.00	Sept 17, 2015
Library Trust- Rosenstein		8,000.00	

INT. EARNED MONTHLY:

Gen CD @ .50%  
Rosenstein CD @ .30%

All interest accrues monthly and will be deposited quarterly with depository bank into the Treasurer's Fund.



C.D. INVESTMENTS

-----

THE FIRST STATE BANK

October 2013

<u>C.D.#</u>	<u>PURCHASE DATE</u>	<u>AMOUNT</u>	<u>MAT. DATE</u>
GEN/17445	Sept 17, 2013	250,000.00	Sept 17, 2015

INT. EARNED MONTHLY:

Gen CD @ .65%

Interest accrues monthly and is payable upon maturity.

MUENSTER STATE BANK

GEN/2129	Sept 17, 2013	250,000.00	Sept 17, 2015
----------	---------------	------------	---------------

INT. EARNED MONTHLY:

Gen CD @ .75%

All interest accrues monthly and will be deposited monthly with depository bank into the Treasurer's Fund.

PLEGGED SECURITIES FOR COOKE COUNTY  
FROM LANDMARK BANK

October 2013

L of C#	AMOUNT	MAT. DATE
3087-1676	700,000.00	11/07/2013
3087-1720	900,000.00	11/07/2013
TOTAL:	1,500,000.00	



EL CAMPO, TX

# Pledge Security Listing

October 31, 2013

FirstSouthwest  
MCPlanning

ID	CUSIP	Description	Safekeeping Location	Safekeeping Receipt	Coupon	Maturity Date	Call Date	Moody	S&P	Fitch	FASB115	Face Amount	Current Par	Current Book Value	Market Value	Gain(Loss)
<b>COOKE COUNTY</b>																
2047	3128MBNA1	FHLMC G12885	FHLB	x	5.00	06/01/2021		AAA	AA+	AAA	HTM	155,326	23,989.84	23,988.97	25,902.86	1,913.89
2107	31410G558	FNMA 889257	FHLB	x	5.00	04/01/2021		AAA	AA+	AAA	HTM	104,467	15,984.20	15,983.58	17,186.20	1,202.61
<b>Total for COOKE COUNTY</b>												<b>259,793</b>	<b>39,974.04</b>	<b>39,972.55</b>	<b>43,089.06</b>	<b>3,116.50</b>

Although the information in this report has been obtained from sources believed to be reliable, its accuracy cannot be guaranteed.

10/29/2013 10:03:21 AM

# IP Pledged Securities

Landmark Bank 5961  
Columbia, MO  
From 10/1/2013 To 10/31/2013

Customer ID: 5961  
Report Date: 11/1/2013  
PAS Rep: Vance Roe  
Account Rep: Bob Fitzpatrick

Cusip Grp	Intent Ticket	Description	Loc	Safekeeping Agent	Rate	Maturity	Original Face Par/Current Face	S & P Moody	Date Priced	Book Value Market Value
PLEGGED TO: J7BM COOKE COUNTY										
31300LVH5 MB3	AFS 851172	FHLMC ARM POOL #848716	FED	FEDERAL RESERVE BANK	2.4210	01/01/2037	200,000.00 154,066.09		10/31/2013	166,004.58 163,632.06
3133TTX48 MB4	AFS 783451	fhlmc remic ser 2326 ZQ	FED	FEDERAL RESERVE BANK	6.5000	06/15/2031	300,000.00 86,340.15	NR NR	10/31/2013	99,053.14 96,867.35
31392WB41 MB4	AFS 719835	FHL2512 PG	FED	FEDERAL RESERVE BANK	5.5000	10/15/2022	400,000.00 220,022.01	NR NR	10/31/2013	239,026.05 243,968.76
31394B3U6 MB4	AFS 704475	FNM05009 VB	FED	FEDERAL RESERVE BANK	5.0000	02/25/2027	200,000.00 71,463.42	NR NR	10/31/2013	72,147.88 72,227.72
31394CMY5 MB4	AFS 733876	FNM05016 LE	FED	FEDERAL RESERVE BANK	5.5000	07/25/2033	1,100,000.00 880,298.89	NR NR	10/31/2013	915,699.29 913,016.07
31394RJX8 MB4	AFS 704476	FHLMC REMIC SER 2754 PD	FED	FEDERAL RESERVE BANK	5.0000	11/15/2032	100,000.00 33,381.44	NR NR	10/31/2013	34,322.97 34,500.35
31395FGT5 MB4	AFS 700784	FHR 2855 OV	FED	FEDERAL RESERVE BANK	5.0000	01/15/2024	1,000,000.00 136,574.21	NR NR	10/31/2013	136,897.46 137,243.97
31395HVM9 MB4	AFS 856892	FHL2896 BZ	FED	FEDERAL RESERVE BANK	5.0000	11/15/2034	200,000.00 312,069.04	NR Nr	10/31/2013	355,678.15 347,823.72
31395TKY9 MB4	AFS 681322	FHL2957 PT	FED	FEDERAL RESERVE BANK	5.5000	11/15/2033	25,000.00 2,406.35	NR NR	10/31/2013	2,429.96 2,446.91
31395VKJ7 MB4	AFS 675736	FHLMC REMIC SER 2984 ND	FED	FEDERAL RESERVE BANK	5.5000	06/15/2033	500,000.00 38,919.92	NR NR	10/31/2013	38,971.52 39,046.45
31396ALL6 MB4	AFS 746903	FHL3035 DP	FED	FEDERAL RESERVE BANK	5.5000	10/15/2034	2,100,000.00 743,934.66	NR NR	10/31/2013	777,820.06 779,293.86
31396WUN4 MB4	AFS 551936	FNMA REMIC SER 63 DA	FED	FEDERAL RESERVE BANK	6.0000	05/25/2034	750,000.00 18,635.18	NR NR	10/31/2013	18,635.18 18,912.85
38374F2L7 MB4	AFS 844136	GNM04024 ZM	FED	FEDERAL RESERVE BANK	5.0000	04/20/2034	700,000.00 1,124,499.68	NR Nr	10/31/2013	1,278,619.79 1,274,458.49
TOTAL PLEDGE FOR PLEDGE ID: J7BM COOKE COUNTY										
Total Pledged:	13	Orig Face:	7,575,000.00	Current Face:	3,822,611.04	Market Value:	4,123,438.56	Book Value:	4,135,306.03	

FTN Financial Group and its affiliates (FTN) provide bond rating information as a service to its clients. FTN obtains this information from third party sources that we consider reliable but we make no representation or warranty as to its completeness or accuracy. The information provided is as of the date shown and FTN does not perform an independent analysis to confirm this information.

Landmark Bank, N.A.  
 Cooke County  
 As of: Thursday, October 31, 2013

*Detail Section:*

<u>Account No.</u>	<u>Balance</u>	<u>Int Rate</u>	<u>Type</u>	<u>Officer</u>
28002408	\$0	0.00%	TDSV	R1B
28002416	\$0	0.00%	TDSV	R1B
28900090	\$563,135	0.00%	CK	R1B
28900287	\$2,592,589	0.15%	CK	R1B
28900325	\$77,001	0.00%	CK	R1B
28900333	\$0	0.00%	CK	R1B
28900341	\$4,650	0.00%	CK	R1B
28900368	\$84,893	0.15%	CK	R1B
28900376	\$27,379	0.00%	CK	R1B
28900384	\$17,079	0.00%	CK	R1B
28900392	\$385	0.00%	CK	R1B
28900406	\$22,124	0.00%	CK	R1B
28900414	\$9,246	0.00%	CK	R1B
28900422	\$0	0.00%	CK	R1B
28900449	\$286,991	0.00%	CK	R1B
28900457	\$0	0.00%	CK	R1B
28900465	\$0	0.00%	CK	R1B
28900481	\$270,994	0.00%	CK	R1B
28900511	\$2,419	0.00%	CK	R1B
28900538	\$1,497	0.00%	CK	R1B
28901259	\$10,441	0.00%	CK	ELE
28901593	\$2,326	0.00%	CK	JDH
4170003539	\$39,750	0.00%	CK	R1B
4170009684	\$0	0.00%	CK	R1B
4170009700	\$0	0.00%	CK	R1B
4170013934	\$0	0.00%	CK	JDH
4170023065	\$7,195	0.00%	CK	R1B
4170800744	\$0	0.00%	TDSV	JDH
4170800751	\$0	0.00%	TDSV	JDH
4170801528	\$0	0.00%	TDSV	R1B
4170801536	\$0	0.00%	TDSV	R1B
4170802286	\$0	0.00%	TDSV	JDH
4170802294	\$0	0.00%	TDSV	JDH
4170802849	\$0	0.00%	TDSV	JDH
4170802856	\$0	0.00%	TDSV	JDH
4170803896	\$0	0.00%	TDSV	R1B
4170803904	\$0	0.00%	TDSV	R1B
4170804019	\$163,408	0.00%	TDSV	R1B

11/4/2013 10:27:05 AM

4170804142	\$7,500	0.35%	TDSV	R1B
4170804159	\$7,500	0.35%	TDSV	R1B
4170804415	\$500,000	0.25%	TDSV	T1G
4170804423	\$500,000	0.25%	TDSV	T1G

*Collateral Section:*

<u>Description / LOC No.</u>	<u>Amount</u>	<u>Maturity Date</u>
Securities - Market Value	\$4,123,439	(See add'l report)
1720	\$900,000	11/7/2013
1676	\$700,000	11/7/2013

*Pledge Report Summary:*

Total Deposits	\$	5,198,501
Plus Additional Coverage (per Agreement)	\$	0
Total Collateral Needed	\$	<u>5,198,501</u>
Collateral Pledged	\$	5,723,439
FDIC Insurance	\$	250,000
Total Collateral Provided	\$	<u>5,973,439</u>
Total Public Funding Excess / (Needed)	\$	<u>774,938</u>

INVESTMENTS-TEXPOOL  
PATTY BRENNAN, COOKE COUNTY TREASURER  
OCTOBER 2013

ACCT NAME	BALANCE FORWARD	DEPOSITS	WITH- DRAWALS	CURRENT INTEREST	ENDING BALANCE
GENERAL	\$ 2,565,394.83	0.00	1000000.00	\$ 92.37	\$ 1,565,487.20
R & B -1	\$ 423,047.85	0.00	40000.00	\$ 16.87	\$ 383,064.72
R & B -2	\$ 151,812.52	0.00	0.00	\$ 6.45	\$ 151,818.97
R & B -3	\$ 515,983.92	0.00	0.00	\$ 21.79	\$ 516,005.71
R & B -4	\$ 380,857.04	0.00	0.00	\$ 16.15	\$ 380,873.19
FM & L	\$ 53,074.17	0.00	0.00	\$ 2.28	\$ 53,076.45
TJPC	\$ 5,000.35	0.00	0.00	\$ 0.25	\$ 5,000.60
JUV-ISP	\$ 2,286.32	0.00	0.00	\$ -	\$ 2,286.32
JUV-IVE	\$ 2,008.62	0.00	0.00	\$ -	\$ 2,008.62
ADULT PROB	\$ 8,628.30	0.00	0.00	\$ 0.37	\$ 8,628.67
COURT REP	\$ 12,152.44	0.00	0.00	\$ 0.52	\$ 12,152.96
DIST CLK PRESERVATION	\$ 5,000.35	0.00	0.00	\$ 0.25	\$ 5,000.60
COUNTY/DIST. TECH	\$ 1,000.00	0.00	0.00	\$ -	\$ 1,000.00
PERM IMP	\$ 250,456.16	0.00	0.00	\$ 10.61	\$ 250,466.77
LAW ENFORCEMENT ED	\$ 10,000.48	0.00	0.00	\$ 0.39	\$ 10,000.87
JP-TECH	\$ 4,795.76	0.00	0.00	\$ 0.25	\$ 4,796.01
LAW LIBRARY	\$ 26,447.97	0.00	0.00	\$ 1.08	\$ 26,449.05
CC LIBRARY	\$ 4,147.22	0.00	0.00	\$ 0.23	\$ 4,147.45
JP-CH SECURITY	\$ 5,000.35	0.00	0.00	\$ 0.25	\$ 5,000.60
C H SECURITY	\$ 16,421.76	0.00	0.00	\$ 0.69	\$ 16,422.45
FLOOD DAMAGE	\$ 2,000.00	0.00	0.00	\$ -	\$ 2,000.00
REC MGMT	\$ 109,440.09	0.00	0.00	\$ 4.58	\$ 109,444.67
REC PRESV	\$ 43,473.70	0.00	0.00	\$ 1.84	\$ 43,475.54
DIST CLK REC MGMT	\$ 5,000.35	0.00	0.00	\$ 0.25	\$ 5,000.60
DIST CLK ARCHIVE	\$ 1,500.00	0.00	0.00	\$ -	\$ 1,500.00
ARCHIVE	\$ 19,416.19	0.00	0.00	\$ 0.86	\$ 19,417.05
CTY ATTY CHECK COLLECT	\$ 2,500.00	0.00	0.00	\$ 0.02	\$ 2,500.02
DIST ATTY FORFEITURE	\$ 10,000.48	0.00	0.00	\$ 0.39	\$ 10,000.87

INVESTMENTS-TEXPOOL  
 PATTY BRENNAN, COOKE COUNTY TREASURER  
 OCTOBER 2013

SHERIFF FORFEITURE	\$ 2,500.00	0.00	0.00	\$ 0.02	\$ 2,500.02
JAIL COMMISSARY	\$ 10,000.48	0.00	0.00	\$ 0.39	\$ 10,000.87
INT & SINKING	\$ 145,516.82	0.00	0.00	\$ 6.17	\$ 145,522.99
STATE FEES	\$ 7,298.34	0.00	0.00	\$ 0.32	\$ 7,298.66
CONST. BOND	\$ 136.07	0.00	136.07	\$ -	\$ -
<u>TOTAL: TREAS FUND</u>	<u>\$ 4,802,298.93</u>	<u>\$ -</u>	<u>1040136.07</u>	<u>\$ 185.64</u>	<u>\$ 3,762,348.50</u>

YEAR - TO - DATE INTEREST	BAL FORWARD	CURRENT INT.	BALANCE
	\$ -	\$ 185.64	\$ 185.64

AVG YEILD FOR OCT 2013	0.05%	MKT VALUE PER SHARE	\$ 1.00
------------------------	-------	---------------------	---------



INVESTMENTS-LOGIC  
PATTY BRENNAN, COOKE COUNTY TREASURER  
October, 2013

ACCT NAME	BALANCE FORWARD	DEPOSITS	WITH- DRAWALS	CURRENT INTEREST	ENDING BALANCE
GENERAL	\$ 10,002,202.30	0.00	0.00	\$ 1,005.12	\$ 10,003,207.42
R & B -1	\$ 500,110.11	0.00	0.00	\$ 50.26	\$ 500,160.37
R & B -2	\$ 200,044.04	0.00	20000.00	\$ 18.99	\$ 180,063.03
R & B -3	\$ 500,110.11	0.00	80000.00	\$ 45.88	\$ 420,155.99
R & B -4	\$ 700,154.16	0.00	60000.00	\$ 67.08	\$ 640,221.24
FM & L	\$ 700,154.16	0.00	0.00	\$ 70.36	\$ 700,224.52
TJPC	\$ 10,001.51	20000.00	0.00	\$ 2.10	\$ 30,003.61
JUV-ISP	\$ 2,500.65	0.00	0.00	\$ 0.29	\$ 2,500.94
JUV-IVE	\$ 3,000.70	0.00	0.00	\$ 0.31	\$ 3,001.01
ADULT PROB	\$ 25,005.48	15000.00	0.00	\$ 3.31	\$ 40,008.79
COMMUNITY CORRECT	\$ 5,000.26	0.00	5000.26	\$ -	\$ -
DIST CLK PRESERVATION	\$ 5,000.72	0.00	0.00	\$ 0.47	\$ 5,001.19
CTY/DIST TECH	\$ 2,000.42	0.00	0.00	\$ 0.27	\$ 2,000.69
COURT REP	\$ 30,006.60	0.00	0.00	\$ 3.02	\$ 30,009.62
PERM IMP	\$ 550,121.15	100000.00	0.00	\$ 60.75	\$ 650,181.90
LAW ENFORCEMENT ED	\$ 5,000.72	0.00	0.00	\$ 0.47	\$ 5,001.19
JP-TECH	\$ 15,003.26	0.00	0.00	\$ 1.48	\$ 15,004.74
LAW LIBRARY	\$ 50,011.04	0.00	0.00	\$ 5.04	\$ 50,016.08
CC LIBRARY	\$ 8,001.72	0.00	0.00	\$ 0.77	\$ 8,002.49
JP-CH SECURITY	\$ 10,001.48	0.00	0.00	\$ 1.01	\$ 10,002.49
C H SECURITY	\$ 150,033.02	0.00	0.00	\$ 15.06	\$ 150,048.08
FLOOD DAMAGE	\$ 5,000.72	0.00	0.00	\$ 0.47	\$ 5,001.19
REC MGMT	\$ 125,027.54	15000.00	0.00	\$ 13.35	\$ 140,040.89
REC PRESV	\$ 100,022.04	25000.00	0.00	\$ 11.42	\$ 125,033.46
DIST CLK REC MGMT	\$ 10,001.51	0.00	0.00	\$ 1.01	\$ 10,002.52
DIST CLK ARCHIVE	\$ 2,500.44	0.00	0.00	\$ 0.29	\$ 2,500.73
ARCHIVE	\$ 40,008.80	0.00	0.00	\$ 4.02	\$ 40,012.82
CTY ATTY CHECK COLLECT	\$ 5,000.72	0.00	0.00	\$ 0.47	\$ 5,001.19
DIST ATTY FORFEITURE	\$ 20,003.03	0.00	0.00	\$ 2.02	\$ 20,005.05

INVESTMENTS-LOGIC  
 PATTY BRENNAN, COOKE COUNTY TREASURER  
 October, 2013

SHERIFF FORFEITURE	\$ 5,000.72	0.00	0.00	\$ 0.47	\$ 5,001.19
JAIL COMMISSARY	\$ 20,003.03	0.00	0.00	\$ 2.02	\$ 20,005.05
INT & SINKING	\$ 670,147.54	0.00	0.00	\$ 67.34	\$ 670,214.88
STATE FEES	\$ 10,002.32	0.00	0.00	\$ 1.01	\$ 10,003.33
OFFICERS TRUST		\$ 25,000.00	\$ 25,000.00	\$ -	\$ -
PRETRIAL DIVERSION		\$ 2,000.00	\$ 2,000.00	\$ -	\$ -
 TOTAL: TREAS FUND	 <u>\$ 14,486,182.02</u>	 <u>\$ 202,000.00</u>	 <u>192000.26</u>	 <u>\$ 1,455.93</u>	 <u>\$ 14,497,637.69</u>

YEAR - TO - DATE INTEREST	BAL FORWARD	CURRENT INT.	BALANCE
	\$ -	\$ 1,455.93	\$ 1,455.93
 AVG. YEILD FOR SEPT 2013	0.12%	MKT VALUE PER SHARE	\$ 1.00