

AFFIDAVIT

STATE OF TEXAS

COUNTY OF COOKE


The members of the Commissioners' Court of Cooke County, Texas, state as follows:

The requirement of Subsection (C) of the Texas Local Government Code, §114.026 have been met for the term of December, 2013. The amount of cash and other assets in the custody of the County Treasurer at the time of examination are:

Cash (includes on hand, money market accounts, and short term investments) \$ 23,146,225.07 .


Other Assets (long term investments) \$ \_\_\_\_\_.

Sworn to and subscribed this 13 day of Jan. 2014

  
John O. Roane, Cooke County Judge

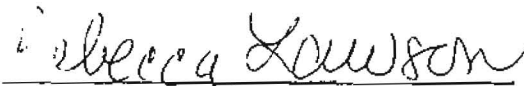
  
Gary Hollowell, Commissioner, Pct 1

  
B. C. Lemons, Commissioner, Pct 2

  
Al Smith, Commissioner, Pct 3

  
Leon Klement, Commissioner, Pct 4

ATTEST:


  
Rebecca Lawson, County Clerk

FILED FOR RECORD  
14 JAN 13 AM 10:42  
REBECCA LAWSON  
COUNTY CLERK, COOKE CO. TX  
BY \_\_\_\_\_ DEPUTY

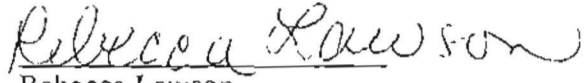
FINANCIAL REPORTS

December 2013


In accordance with Local Government Code 114.026, this affidavit states the current cash and reports in the custody of the county treasurer as of this date of December 30, 2013.




John O. Roane,  
Cooke County Judge




Rebecca Lawson,  
Cooke County Clerk



Gary Hollowell,  
Commissioner Pct. #1



B. C. Lemons,  
Commissioner Pct. #2



Al Smith,  
Commission Pct. #3



Leon Klement,  
Commissioner Pct. #4

FILED FOR RECORD  
14 JAN 13 AM 10:42  
REBECCA LAWSON  
COUNTY CLERK, COOKE CO. TX  
BY \_\_\_\_\_ DEPUTY

**MONTHLY REPORT**

**DECEMBER 2013**

**PATTY BRENNAN**

**COOKE COUNTY TREASURER**

PRIOR MONTH ENDING BANK STATEMENT BALANCE	\$2,137,306.25	
CLEARED DEPOSITS	\$4,827,205.07	224
CLEARED ADDITIONS	\$338.22	1
CLEARED CHECKS	\$2,471,780.59-	499
CLEARED DEDUCTIONS	<u>\$701,141.33-</u>	4

CURRENT MONTH ENDING BANK STATEMENT BALANCE \$3,792,527.62

CURRENT MONTH ENDING BANK STATEMENT BALANCE	\$3,792,527.62	
OUTSTANDING DEPOSITS	\$645,620.01	1
OUTSTANDING ADDITIONS	\$ .00	
OUTSTANDING CHECKS	\$346,969.10-	458
OUTSTANDING DEDUCTIONS	<u>\$ .00</u>	

RECONCILED BOOK BALANCE \$4,091,178.53

ENDING STATEMENT DATE 12/31/2013 CLERK: PB



PRIOR MONTH ENDING BANK STATEMENT BALANCE	\$293,403.23	
CLEARED DEPOSITS	\$835,778.79	3
CLEARED ADDITIONS	\$ .00	
CLEARED CHECKS	\$910,775.68-	113
CLEARED DEDUCTIONS	\$ .00	

CURRENT MONTH ENDING BANK STATEMENT BALANCE \$218,406.34

CURRENT MONTH ENDING BANK STATEMENT BALANCE	\$218,406.34	
OUTSTANDING DEPOSITS	\$ .00	
OUTSTANDING ADDITIONS	\$ .00	
OUTSTANDING CHECKS	\$7,121.43-	11
OUTSTANDING DEDUCTIONS	\$ .00	

RECONCILED BOOK BALANCE \$211,284.91

ENDING STATEMENT DATE 12/31/2013 CLERK: PB

FUND NAME	CHECKING ACCOUNT	CHECKING AMOUNT	TDOA ACCOUNT	TDOA AMOUNT	FUND TOTAL
2014 001 GENERAL	TREAS FUND	1,485,935.17	TEXPOOL LOGIC CERT DEPOS	565,539.06 9,754,099.88 1,750,000.00	13,555,574.11
2014 011 ROAD & BRIDGE 1	TREAS FUND	147,347.61	TEXPOOL LOGIC	303,078.78 500,204.99	950,631.38
2014 012 ROAD & BRIDGE 2	TREAS FUND	128,100.82	TEXPOOL LOGIC	151,824.56 180,079.09	460,004.47
2014 013 ROAD & BRIDGE 3	TREAS FUND	218,235.98	TEXPOOL LOGIC	321,023.28 420,193.48	959,452.74
2014 014 ROAD & BRIDGE 4	TREAS FUND	119,773.61	TEXPOOL LOGIC	340,886.28 640,278.35	1,100,938.24
2014 019 FM & LATERAL	TREAS FUND	13,681.06	TEXPOOL LOGIC	53,078.41 700,287.01	767,046.48
2014 020 TJPC	TREAS FUND	2,468.30	TEXPOOL LOGIC	5,000.89 45,006.54	52,475.73
2014 021 JUVENILE PROB-ISP	TREAS FUND	7,131.72	TEXPOOL LOGIC	4,787.56	11,919.28
2014 022 JUVENILE PROBATION	TREAS FUND	4,308.14	TEXPOOL		4,308.14
2014 023 JUVENILE PROB. IV-E	TREAS FUND	7,881.13	TEXPOOL LOGIC	6,010.03	13,891.16
2014 028 ADULT PROBATION	TREAS FUND	29,086.71	TEXPOOL LOGIC	8,629.50 20,011.23	57,727.44
2014 029 COMMUNITY CORRECTIONS	TREAS FUND	26,596.50	TEXPOOL LOGIC		26,596.50
2014 032 DISTRICT CLERK PRESERVATION	TREAS FUND	11,479.73	TEXPOOL LOGIC	5,000.89 5,001.63	21,482.25
2014 033 COUNTY/DISTRICT TECHNOLOGY	FTREAS FUND	2,761.13	TEXPOOL LOGIC	3,000.95	5,762.08
2014 034 COURT REPORTER	TREAS FUND	22,732.71	TEXPOOL LOGIC	12,153.38 30,012.29	64,898.38
2014 035 PERMANENT IMPROVEMENT	TREAS FUND	129,926.65	TEXPOOL LOGIC	250,475.96 700,240.77	1,080,643.38
2014 036 PROBATE JUDGE FEES	TREAS FUND		TEXPOOL		
2014 037 LAW ENFORCEMENT ED	TREAS FUND	20,204.39	TEXPOOL LOGIC	10,001.21 5,001.63	35,207.23
2014 038 JP TECH	TREAS FUND	12,320.00	TEXPOOL LOGIC	4,796.27 15,006.08	32,122.35

FUND NAME	CHECKING ACCOUNT	CHECKING AMOUNT	TDOA ACCOUNT	TDOA AMOUNT	FUND TOTAL
2014 039 DISASTER RELIEF	TREAS FUND		TEXPOOL		
2014 040 LAW LIBRARY	TREAS FUND	16,927.50	TEXPOOL LOGIC	26,450.00 50,020.53	93,398.03
2014 041 CC LIBRARY FUND	TREAS FUND	19,742.82	TEXPOOL LOGIC	4,147.63 8,003.16	31,893.61
2014 042 CC HISTORICAL COMM.	TREAS FUND	4,880.36			4,880.36
2014 043 JP COURTHOUSE SECURITY	TREAS FUND	11,083.59	TEXPOOL LOGIC	5,000.89 10,003.39	26,087.87
2014 044 COURTHOUSE SECURITY	TREAS FUND	30,905.04	TEXPOOL LOGIC	16,423.08 150,061.47	197,389.59
2014 045 FLOOD DAMAGE	TREAS FUND	10,739.00	TEXPOOL LOGIC	7,001.69	17,740.69
2014 046 CHAPTER 19	TREAS FUND		TEXPOOL		
2014 047 CC RECORDS MANAGEMENT	TREAS FUND	1,491.04	TEXPOOL		1,491.04
2014 048 COUNTY RECORDS MANAGEMENT	TREAS FUND	18,694.69	TEXPOOL LOGIC	109,448.70 140,053.40	268,196.79
2014 049 CC RECORDS PRESERVATION	TREAS FUND	30,939.42	TEXPOOL LOGIC	43,477.13 140,044.89	214,461.44
2014 050 DIST CLERK RECORDS MANAGEMENT	TREAS FUND	16,430.29	TEXPOOL LOGIC	5,000.89 10,003.42	31,434.60
2014 051 DISTRICT CLERK ARCHIVE	TREAS FUND	6,781.85	TEXPOOL LOGIC	4,001.01	10,782.86
2014 052 COUNTY CLERK ARCHIVE FEE	TREAS FUND	17,403.80	TEXPOOL LOGIC	19,417.71 40,016.37	76,837.88
2014 053 CA CHECK COLLECTING	TREAS FUND	6,711.52	TEXPOOL LOGIC	7,501.71	14,213.23
2014 054 DA CHECK COLLECTING	TREAS FUND	203.46	TEXPOOL		203.46
2014 055 CO. ATTY FORFEITURE	TREAS FUND		TEXPOOL		
2014 056 DISTRICT ATTY FORFEITURE	TREAS FUND	26,369.37	TEXPOOL LOGIC	10,001.21 30,007.03	66,377.61
2014 057 D A SEIZURE FUND	TREAS FUND	23,388.82	TEXPOOL		23,388.82
2014 058 SHERIFF FORFEITURE	TREAS FUND	6,403.62	TEXPOOL LOGIC	7,501.71	13,905.33
2014 059 JAIL COMMISSARY	TREAS FUND	22,576.43	TEXPOOL LOGIC	10,001.21 38,007.17	70,584.81

FUND NAME	CHECKING ACCOUNT	CHECKING AMOUNT	TDOA ACCOUNT	TDOA AMOUNT	FUND TOTAL
2014 060 INTEREST & SINKING	TREAS FUND	117,230.74	TEXPOOL LOGIC	145,528.36 720,275.55	983,034.65
2014 061 2004 GO REFUNDING DEBT SERVITREAS FUND	TREAS FUND	1,087.77	TEXPOOL		1,087.77
2014 070 BOND FUND	TREAS FUND		TEXPOOL LOGIC		
2014 088 STATE FEES	TREAS FUND	68,023.21	TEXPOOL LOGIC	7,298.96 48,004.89	123,327.06
2014 089 CHILDREN TRUST	TREAS FUND		TEXPOOL		
2014 090 OFFICER'S TRUST	TREAS FUND	60,627.47	TEXPOOL		60,627.47
2014 091 LIBRARY TRUST - LIDDELL	TREAS FUND	2,762.49	CERT DEPOS	15,000.00	17,762.49
2014 092 LIBRARY TRUST - ROSENSTEIN	TREAS FUND	3,902.81	CERT DEPOS	19,000.00	22,902.81
2014 098 PAYROLL CLEARING	PAYROLL	3,003,162.95			3,003,162.95
2014 100 CHILD ABUSE PREVENTION FUND	TREAS FUND	107.42	TEXPOOL		107.42
2014 101 PRETRIAL DIVERSION	TREAS FUND	5,255.00	TEXPOOL		5,255.00
		-----		-----	-----
TOTAL		5,923,803.84		18,657,413.14	24,581,216.98

CHECK ACCOUNT	CHECK
ACCOUNT BALANCE - TREAS FUND	2,920,640.89
ACCOUNT BALANCE - PAYROLL	3,003,162.95
TOTAL	<u>5,923,803.84</u>
TDOA ACCOUNT	TDOA
ACCOUNT BALANCE - TEXPOOL	2,433,684.24
ACCOUNT BALANCE - LOGIC	14,439,728.90
ACCOUNT BALANCE - CERT DEPOS	1,784,000.00
TOTAL	<u>18,657,413.14</u>

ACCOUNT NAME	BEGINNING CASH BALANCE	CASH RECEIPTS	CASH DISBURSEMENTS	ENDING CASH BALANCE
2014 001 GENERAL				
CASH - GENERAL FUND	262,395.47	2,845,840.09	1,622,300.39-	1,485,935.17
CASH ON HAND	435.10	.00	.00	435.10
CASH INVESTED-TEXPOOL	1,315,539.06	.00	750,000.00-	565,539.06
CASH INVESTED - LOGIC	10,004,099.88	.00	250,000.00-	9,754,099.88
T-BILLS - INVESTMENTS	.00	.00	.00	.00
CASH INVESTMENT-CD	1,750,000.00	.00	.00	1,750,000.00
FUND TOTALS	13,332,469.51	2,845,840.09	2,622,300.39-	13,556,009.21
2014 011 ROAD & BRIDGE 1				
CASH - ROAD & BRIDGE # 1	87,150.53	193,910.24	133,713.16-	147,347.61
CASH INVESTED	383,078.78	.00	80,000.00-	303,078.78
CASH INVESTED - LOGIC	500,204.99	.00	.00	500,204.99
T-BILL INVESTMENTS	.00	.00	.00	.00
FUND TOTALS	970,434.30	193,910.24	213,713.16-	950,631.38
2014 012 ROAD & BRIDGE 2				
CASH - ROAD & BRIDGE # 2	89,173.71	113,839.90	74,912.79-	128,100.82
CASH INVESTED	151,824.56	.00	.00	151,824.56
CASH INVESTED - LOGIC	180,079.09	.00	.00	180,079.09
T-BILL INVESTMENTS	.00	.00	.00	.00
FUND TOTALS	421,077.36	113,839.90	74,912.79-	460,004.47
2014 013 ROAD & BRIDGE 3				
CASH - ROAD & BRIDGE # 3	85,223.87	213,991.14	80,979.03-	218,235.98
CASH INVESTED	401,023.28	.00	80,000.00-	321,023.28
CASH INVESTED - LOGIC	420,193.48	.00	.00	420,193.48
T-BILL INVESTMENTS	.00	.00	.00	.00
FUND TOTALS	906,440.63	213,991.14	160,979.03-	959,452.74
2014 014 ROAD & BRIDGE 4				
CASH - ROAD & BRIDGE # 4	93,384.96	113,839.70	87,451.05-	119,773.61
CASH INVESTED	340,886.28	.00	.00	340,886.28
CASH INVESTED - LOGIC	640,278.35	.00	.00	640,278.35
T-BILL INVESTMENTS	.00	.00	.00	.00
FUND TOTALS	1,074,549.59	113,839.70	87,451.05-	1,100,938.24
2014 019 FM & LATERAL				
CASH - F M & LATERAL	13,247.04	450.08	16.06-	13,681.06
CASH INVESTED	53,078.41	.00	.00	53,078.41
CASH INVESTED - LOGIC	700,287.01	.00	.00	700,287.01
T-BILL INVESTMENT	.00	.00	.00	.00
FUND TOTALS	766,612.46	450.08	16.06-	767,046.48
2014 020 TJPC				
CASH - T.J.P.C.	20,973.08	26,232.00	44,736.78-	2,468.30
CASH INVESTED	5,000.89	.00	.00	5,000.89
CASH INVESTED - LOGIC	30,006.54	15,000.00	.00	45,006.54
FUND TOTALS	55,980.51	41,232.00	44,736.78-	52,475.73
2014 021 JUVENILE PROB-ISP				
CASH - JUVENILE PROBATION	7,131.72	.00	.00	7,131.72
INVESTMENTS	.00	.00	.00	.00
CASH INVESTED - LOGIC	4,787.56	.00	.00	4,787.56
FUND TOTALS	11,919.28	.00	.00	11,919.28
2014 022 JUVENILE PROBATION				
CASH - JUV. PROB. DIV	4,240.74	245.00	177.60-	4,308.14



ACCOUNT NAME	BEGINNING CASH BALANCE	CASH RECEIPTS	CASH DISBURSEMENTS	ENDING CASH BALANCE
INVESTMENTS	.00	.00	.00	.00
FUND TOTALS	4,240.74	245.00	177.60-	4,308.14
2014 023 JUVENILE PROB. IV-E				
CASH - IV-E	7,881.13	.00	.00	7,881.13
CASH INVESTED	.00	.00	.00	.00
CASH INVESTED - LOGIC	6,010.03	.00	.00	6,010.03
FUND TOTALS	13,891.16	.00	.00	13,891.16
2014 028 ADULT PROBATION				
CASH - ADULT PROBATION	2,540.70	48,370.07	21,824.06-	29,086.71
CASH ON HAND	75.00	.00	.00	75.00
CASH INVESTED	8,629.50	.00	.00	8,629.50
CASH INVESTED - LOGIC	20,011.23	.00	.00	20,011.23
FUND TOTALS	31,256.43	48,370.07	21,824.06-	57,802.44
2014 029 COMMUNITY CORRECTIONS				
CASH - COMMUNITY CORRECTI	18,177.34	14,469.00	6,049.84-	26,596.50
INVESTMENTS	.00	.00	.00	.00
CASH INVESTED - LOGIC	.00	.00	.00	.00
FUND TOTALS	18,177.34	14,469.00	6,049.84-	26,596.50
2014 032 DISTRICT CLERK PRESERVATION				
CASH - DISTRICT CLERK PRESVATI	11,177.73	302.00	.00	11,479.73
INVESTMENTS	5,000.89	.00	.00	5,000.89
CASH INVESTED - LOGIC	5,001.63	.00	.00	5,001.63
FUND TOTALS	21,180.25	302.00	.00	21,482.25
2014 033 COUNTY/DISTRICT TECHNOLOGY FUN				
CASH - COUNTY/DISTRICT TECH	2,629.21	131.92	.00	2,761.13
INVESTMENTS	.00	.00	.00	.00
CASH INVESTED - LOGIC	3,000.95	.00	.00	3,000.95
FUND TOTALS	5,630.16	131.92	.00	5,762.08
2014 034 COURT REPORTER				
CASH -COURT REPORTER FUND	22,237.71	495.00	.00	22,732.71
INVESTMENTS	12,153.38	.00	.00	12,153.38
CASH INVESTED - LOGIC	30,012.29	.00	.00	30,012.29
FUND TOTALS	64,403.38	495.00	.00	64,898.38
2014 035 PERMANENT IMPROVEMENT				
CASH - PERMANENT IMPROVEM	109,063.18	70,863.47	50,000.00-	129,926.65
CASH INVESTED	250,475.96	.00	.00	250,475.96
CASH INVESTED - LOGIC	650,240.77	50,000.00	.00	700,240.77
T-BILL INVESTMENTS	.00	.00	.00	.00
FUND TOTALS	1,009,779.91	120,863.47	50,000.00-	1,080,643.38
2014 036 PROBATE JUDGE FEES				
CASH - PROBATE JUDGE FEES	.00	.00	.00	.00
CASH INVESTED	.00	.00	.00	.00
FUND TOTALS	.00	.00	.00	.00
2014 037 LAW ENFORCEMENT ED				
CASH - LAW ENFORCEMENT ED	20,344.39	.00	140.00-	20,204.39
CASH INVESTED	10,001.21	.00	.00	10,001.21
CASH INVESTED - LOGIC	5,001.63	.00	.00	5,001.63
FUND TOTALS	35,347.23	.00	140.00-	35,207.23

ACCOUNT NAME	BEGINNING CASH BALANCE	CASH RECEIPTS	CASH DISBURSEMENTS	ENDING CASH BALANCE
2014 038 JP TECH				
CASH - J P TECH FUND	12,672.15	901.79	1,253.94-	12,320.00
INVESTMENTS	4,796.27	.00	.00	4,796.27
CASH INVESTED - LOGIC	15,006.08	.00	.00	15,006.08
FUND TOTALS	32,474.50	901.79	1,253.94-	32,122.35
2014 039 DISASTER RELIEF				
CASH - DISASTERS	.00	.00	.00	.00
INVESTMENTS	.00	.00	.00	.00
FUND TOTALS	.00	.00	.00	.00
2014 040 LAW LIBRARY				
CASH - LAW LIBRARY	16,373.36	915.00	360.86-	16,927.50
CASH INVESTED	26,450.00	.00	.00	26,450.00
CASH INVESTED - LOGIC	50,020.53	.00	.00	50,020.53
FUND TOTALS	92,843.89	915.00	360.86-	93,398.03
2014 041 CC LIBRARY FUND				
CASH - COOKE COUNTY LIBRA	22,724.89	1,060.85	4,042.92-	19,742.82
CASH INVESTED	4,147.63	.00	.00	4,147.63
CASH INVESTED - LOGIC	8,003.16	.00	.00	8,003.16
T-BILL INVESTMENTS	.00	.00	.00	.00
FUND TOTALS	34,875.68	1,060.85	4,042.92-	31,893.61
2014 042 CC HISTORICAL COMM.				
CASH - COOKE CO. HISTORIC	4,880.36	.00	.00	4,880.36
FUND TOTALS	4,880.36	.00	.00	4,880.36
2014 043 JP COURTHOUSE SECURITY				
CASH - JP COURTHOUSE SECURITY	10,881.81	201.78	.00	11,083.59
CASH INVESTED	5,000.89	.00	.00	5,000.89
CASH INVESTED - LOGIC	10,003.39	.00	.00	10,003.39
FUND TOTALS	25,886.09	201.78	.00	26,087.67
2014 044 COURTHOUSE SECURITY				
CASH - COURTHOUSE SECURIT	29,307.54	1,597.50	.00	30,905.04
CASH INVESTED	16,423.08	.00	.00	16,423.08
CASH INVESTED - LOGIC	150,061.47	.00	.00	150,061.47
FUND TOTALS	195,792.09	1,597.50	.00	197,389.59
2014 045 FLOOD DAMAGE				
CASH - FLOOD DAMAGE	10,739.00	.00	.00	10,739.00
CASH INVESTED - TEXPOOL	.00	.00	.00	.00
CASH INVESTED - LOGIC	7,001.69	.00	.00	7,001.69
FUND TOTALS	17,740.69	.00	.00	17,740.69
2014 046 CHAPTER 19				
CASH - CHAPTER 19	.00	.00	.00	.00
INVESTMENTS	.00	.00	.00	.00
FUND TOTALS	.00	.00	.00	.00
2014 047 CC RECORDS MANAGEMENT				
CASH - CC RECORDS MANAGEMENT	1,423.84	67.20	.00	1,491.04
INVESTMENTS - TEXPOOL	.00	.00	.00	.00
FUND TOTALS	1,423.84	67.20	.00	1,491.04
2014 048 COUNTY RECORDS MANAGEMENT				
CASH - RECORDS MANAGEMENT	17,439.62	1,255.07	.00	18,694.69



ACCOUNT NAME	BEGINNING CASH BALANCE	CASH RECEIPTS	CASH DISBURSEMENTS	ENDING CASH BALANCE
CASH INVESTED	109,448.70	.00	.00	109,448.70
CASH INVESTED - LOGIC	140,053.40	.00	.00	140,053.40
FUND TOTALS	266,941.72	1,255.07	.00	268,196.79
2014 049 CC RECORDS PRESERVATION				
CASH - RECORDS PRESERVATI	39,836.42	6,103.00	15,000.00-	30,939.42
INVESTMENTS	43,477.13	.00	.00	43,477.13
CASH INVESTED - LOGIC	125,044.89	15,000.00	.00	140,044.89
FUND TOTALS	208,358.44	21,103.00	15,000.00-	214,461.44
2014 050 DIST CLERK RECORDS MANAGEMENT				
CASH - D C RECORDS MANAGEMENT	16,206.53	223.76	.00	16,430.29
CASH INVESTED	5,000.89	.00	.00	5,000.89
CASH INVESTED - LOGIC	10,003.42	.00	.00	10,003.42
FUND TOTALS	31,210.84	223.76	.00	31,434.60
2014 051 DISTRICT CLERK ARCHIVE				
DISTRICT CLERK ARCHIVE	6,621.85	160.00	.00	6,781.85
INVESTMENTS	.00	.00	.00	.00
CASH INVESTED - LOGIC	4,001.01	.00	.00	4,001.01
FUND TOTALS	10,622.86	160.00	.00	10,782.86
2014 052 COUNTY CLERK ARCHIVE FEE				
CASH -RECORDS ARCHIVE	18,357.58	5,690.00	6,643.78-	17,403.80
INVESTMENTS	19,417.71	.00	.00	19,417.71
CASH INVESTED - LOGIC	40,016.37	.00	.00	40,016.37
FUND TOTALS	77,791.66	5,690.00	6,643.78-	76,837.88
2014 053 CA CHECK COLLECTING				
CASH - CHECK COLLECTING &	7,106.36	235.00	629.84-	6,711.52
CASH INVESTED	.00	.00	.00	.00
CASH INVESTED - LOGIC	7,501.71	.00	.00	7,501.71
FUND TOTALS	14,608.07	235.00	629.84-	14,213.23
2014 054 DA CHECK COLLECTING				
CASH - DA CHECK COLLECTING	203.46	.00	.00	203.46
CASH INVESTED	.00	.00	.00	.00
FUND TOTALS	203.46	.00	.00	203.46
2014 055 CO. ATTY FORFEITURE				
CASH - CO. ATTY. BOND FOR	.00	.00	.00	.00
INVESTMENTS	.00	.00	.00	.00
FUND TOTALS	.00	.00	.00	.00
2014 056 DISTRICT ATTY FORFEITURE				
CASH - D.A. FORFEITURE FU	22,079.77	14,289.60	10,000.00-	26,369.37
CASH INVESTED - TEXPOOL	10,001.21	.00	.00	10,001.21
CASH INVESTED - LOGIC	20,007.03	10,000.00	.00	30,007.03
FUND TOTALS	52,088.01	24,289.60	10,000.00-	66,377.61
2014 057 D A SEIZURE FUND				
CASH - SEIZURE-LAW	49,350.82	1,042.80	27,004.80-	23,388.82
INVESTMENTS	.00	.00	.00	.00
FUND TOTALS	49,350.82	1,042.80	27,004.80-	23,388.82
2014 058 SHERIFF FORFEITURE				
CASH- SHERIFF FORFEITURE	7,386.65	16.97	1,000.00-	6,403.62

ACCOUNT NAME	BEGINNING CASH BALANCE	CASH RECEIPTS	CASH DISBURSEMENTS	ENDING CASH BALANCE
INVESTMENTS	.00	.00	.00	.00
CASH INVESTED - LOGIC	7,501.71	.00	.00	7,501.71
FUND TOTALS	14,888.36	16.97	1,000.00-	13,905.33
2014 059 JAIL COMMISSARY				
CASH - JAIL COMMISSARY	38,804.76	2,958.90	19,187.23-	22,576.43
CASH INVESTED - TEXPOOL	10,001.21	.00	.00	10,001.21
CASH INVESTED - LOGIC	20,007.17	18,000.00	.00	38,007.17
FUND TOTALS	68,813.14	20,958.90	19,187.23-	70,584.81
2014 060 INTEREST & SINKING				
CASH - INTEREST & SINKING	83,799.04	83,431.70	50,000.00-	117,230.74
CASH INVESTED	145,528.36	.00	.00	145,528.36
CASH INVESTED - LOGIC	670,275.55	50,000.00	.00	720,275.55
T-BILL INVESTMENTS	.00	.00	.00	.00
FUND TOTALS	899,602.95	133,431.70	50,000.00-	983,034.65
2014 061 2004 GO REFUNDING DEBT SERVICE				
CASH - 2004 GO REFUNDING D/S	1,087.77	.00	.00	1,087.77
CASH INVESTED	.00	.00	.00	.00
T-BILL INVESTMENTS	.00	.00	.00	.00
FUND TOTALS	1,087.77	.00	.00	1,087.77
2014 070 BOND FUND				
CASH - CONSTRUCTION FUND	.00	.00	.00	.00
CASH INVESTED	.00	.00	.00	.00
CASH INVESTED - LOGIC	.00	.00	.00	.00
FUND TOTALS	.00	.00	.00	.00
2014 088 STATE FEES				
CASH - STATE FEES	72,326.98	33,699.89	38,003.66-	68,023.21
CASH INVESTED	7,298.96	.00	.00	7,298.96
CASH INVESTED - LOGIC	10,004.89	38,000.00	.00	48,004.89
FUND TOTALS	89,630.83	71,699.89	38,003.66-	123,327.06
2014 089 CHILDREN TRUST				
CASH - CHILDRENS TRUST	.00	.00	.00	.00
CASH INVESTED	.00	.00	.00	.00
FUND TOTALS	.00	.00	.00	.00
2014 090 OFFICER'S TRUST				
CASH-OFFICERS TRUST	60,627.47	.00	.00	60,627.47
CASH INVESTED	.00	.00	.00	.00
CASH INVESTED - LOGIC	.00	.00	.00	.00
FUND TOTALS	60,627.47	.00	.00	60,627.47
2014 091 LIBRARY TRUST - LIDDELL				
CASH-LIBRARY TRUST/LIDDELL	2,762.49	.00	.00	2,762.49
CD INVESTMENT	15,000.00	.00	.00	15,000.00
FUND TOTALS	17,762.49	.00	.00	17,762.49
2014 092 LIBRARY TRUST - ROSENSTEIN				
CASH-LIBRARY TRUST/ROSENSTEIN	4,241.11	10.97	349.27-	3,902.81
CD INVESTMENT	19,000.00	.00	.00	19,000.00
FUND TOTALS	23,241.11	10.97	349.27-	22,902.81
2014 098 PAYROLL CLEARING				
CASH - PAYROLL CLEARING	2,293,229.67	709,933.28	.00	3,003,162.95

ACCOUNT NAME	BEGINNING CASH BALANCE	CASH RECEIPTS	CASH DISBURSEMENTS	ENDING CASH BALANCE
INVESTMENTS	.00	.00	.00	.00
FUND TOTALS	<u>2,293,229.67</u>	<u>709,933.28</u>	<u>.00</u>	<u>3,003,162.95</u>
2014 100 CHILD ABUSE PREVENTION FUND				
CASH-CHILD ABUSE PREVENTION	105.06	2.36	.00	107.42
CASH INVESTED	.00	.00	.00	.00
FUND TOTALS	<u>105.06</u>	<u>2.36</u>	<u>.00</u>	<u>107.42</u>
2014 101 PRETRIAL DIVERSION				
CASH-PRETRIAL DIVERSION	5,207.00	48.00	.00	5,255.00
CASH INVESTED	.00	.00	.00	.00
CASH INVESTED - LOGIC	.00	.00	.00	.00
FUND TOTALS	<u>5,207.00</u>	<u>48.00</u>	<u>.00</u>	<u>5,255.00</u>
GRAND TOTALS	<u>23,334,679.11</u>	<u>4,702,825.03</u>	<u>3,455,777.06-</u>	<u>24,581,727.08</u>

C.D. INVESTMENTS

-----

LANDMARK BANK

December 2013

<u>C.D.#</u>	<u>PURCHASE DATE</u>	<u>AMOUNT</u>	<u>MAT. DATE</u>
GEN/4170804415	May 24, 2013	500,000.00	May 24, 2014
GEN/4170804423	May 24, 2013	500,000.00	May 24, 2014
Library Trust- Liddell	Jan 9, 2013	7,500.00	Jan. 9, 2014
Library Trust- Liddell	Jan 9, 2013	7,500.00	Jan. 9, 2014
Library Trust- Rosenstein	Jun. 9, 2012	11,000.00	Jun. 9, 2014

INT. EARNED MONTHLY:

2-Gen CD's @ .25%  
2-Liddell CD's @ .35%  
Rosenstein CD @ .40%

All interest gets deposited into the Treasurer's Fund. The 2 Gen CD's interest gets deposited monthly, and the 3 Library's CD's interest gets deposited quarterly.

PROSPERITY BANK

GEN/14401708	Sept 17, 2013	250,000.00	Sept 17, 2015
Library Trust- Rosenstein		8,000.00	

INT. EARNED MONTHLY:

Gen CD @ .50%  
Rosenstein CD @ .30%

All interest accrues monthly and will be deposited quarterly with depository bank into the Treasurer's Fund.

C.D. INVESTMENTS

-----

THE FIRST STATE BANK

December 2013

<u>C.D.#</u>	<u>PURCHASE DATE</u>	<u>AMOUNT</u>	<u>MAT. DATE</u>
GEN/17445	Sept 17, 2013	250,000.00	Sept 17, 2015

INT. EARNED MONTHLY:

Gen CD @ .65%

Interest accrues monthly and is payable upon maturity.

MUENSTER STATE BANK

GEN/2129	Sept 17, 2013	250,000.00	Sept 17, 2015
----------	---------------	------------	---------------

INT. EARNED MONTHLY:

Gen CD @ .75%

All interest accrues monthly and will be deposited monthly with depository bank into the Treasurer's Fund.

# Pledge Security Listing

December 31, 2013

ID	CUSIP	Description	Safekeeping Location	Safekeeping Receipt	Coupon	Maturity Date	Call Date	Moody	S&P	Fitch	FASB115	Face Amount	Current Par	Current Book Value	Market Value	Gain(Loss)
COOKE COUNTY																
2047	3128MBNA1	FHLMC G12855	FHLB	x	5.00	06/01/2021		AAA	AA+	AAA	HTM	155,326	22,733.90	22,733.13	24,419.79	1,686.66
2107	31410G558	FNMA 889257	FHLB	x	5.00	04/01/2021		AAA	AA+	AAA	HTM	104,467	14,920.35	14,919.82	15,987.24	1,067.42
3643	3128MMQX4	FHLMC G18469	FHLB		2.00	06/01/2028		AAA	AA+	AAA	HTM	212,158	203,751.87	204,923.83	195,724.05	(9,199.78)
<b>Total for COOKE COUNTY</b>												<b>471,951</b>	<b>241,406.12</b>	<b>242,576.78</b>	<b>236,131.08</b>	<b>(6,445.70)</b>

Although the information in this report has been obtained from sources believed to be reliable, its accuracy cannot be guaranteed.



# IP Pledged Securities

Landmark Bank 5961  
Columbia, MO  
From 12/1/2013 To 12/31/2013

Customer ID: 5961  
Report Date: 1/3/2014  
PAS Rep: Vance Roe  
Account Rep: Bob Fitzpatrick

Cusip Grp	Intent Ticket	Description	Loc	Safekeeping Agent	Rate	Maturity	Original Face Par/Current Face	S & P Moody	Date Priced	Book Value Market Value
PLEGGED TO: J7BM COOKE COUNTY										
31300LVH5 MB3	AFS 851172	FHLMC ARM POOL #848716	FED	FEDERAL RESERVE BANK	2.4210	01/01/2037	200,000.00 150,197.91		12/31/2013	161,778.26 159,819.59
3133TTX48 MB4	AFS 783451	fhlmc remic ser 2326 ZQ	FED	FEDERAL RESERVE BANK	6.5000	06/15/2031	300,000.00 82,448.28	NR NR	12/31/2013	94,438.62 91,690.49
3136ACLE9 MB4	AFS 879680	FNM13025 BD	FED	FEDERAL RESERVE BANK	2.0000	03/25/2033	1,400,000.00 1,317,919.27	NR Nr	12/31/2013	1,280,166.90 1,259,610.56
3137B1CT7 MB4	AFS 882621	FHL4195 LH	FED	FEDERAL RESERVE BANK	1.5000	12/15/2031	600,000.00 582,223.84	NR Nr	12/31/2013	559,001.69 547,201.93
31392WB41 MB4	AFS 719835	FHL2512 PG	FED	FEDERAL RESERVE BANK	5.5000	10/15/2022	400,000.00 207,003.43	NR NR	12/31/2013	224,637.40 228,393.09
31394B3U6 MB4	AFS 704475	FNM05009 VB	FED	FEDERAL RESERVE BANK	5.0000	02/25/2027	200,000.00 55,170.47	NR NR	12/31/2013	55,517.69 55,640.80
31394CMY5 MB4	AFS 733876	FNM05016 LE	FED	FEDERAL RESERVE BANK	5.5000	07/25/2033	1,100,000.00 784,813.23	NR NR	12/31/2013	814,333.77 814,466.59
31394RJB8 MB4	AFS 704476	FHLMC REMIC SER 2754 PD	FED	FEDERAL RESERVE BANK	5.0000	11/15/2032	100,000.00 30,868.51	NR NR	12/31/2013	31,652.23 31,947.21
31395FGT5 MB4	AFS 700784	FHR 2855 OV	FED	FEDERAL RESERVE BANK	5.0000	01/15/2024	1,000,000.00 61,602.78	NR NR	12/31/2013	61,602.78 61,719.95
31395HVM9 MB4	AFS 856892	FHL2896 BZ	FED	FEDERAL RESERVE BANK	5.0000	11/15/2034	200,000.00 314,675.03	NR Nr	12/31/2013	356,309.94 342,860.48
31395TKY9 MB4	AFS 681322	FHL2957 PT	FED	FEDERAL RESERVE BANK	5.5000	11/15/2033	25,000.00 1,892.41	NR NR	12/31/2013	1,905.27 1,919.12
31396ALL6 MB4	AFS 746903	FHL3035 DP	FED	FEDERAL RESERVE BANK	5.5000	10/15/2034	2,100,000.00 667,637.06	NR NR	12/31/2013	696,066.91 699,319.77
31396WUN4 MB4	AFS 551936	FNMA REMIC SER 63 DA	FED	FEDERAL RESERVE BANK	6.0000	05/25/2034	750,000.00 13,338.27	NR NR	12/31/2013	13,338.27 13,488.65
38374F2L7 MB4	AFS 844136	GNM04024 ZM	FED	FEDERAL RESERVE BANK	5.0000	04/20/2034	700,000.00 1,133,890.04	NR Nr	12/31/2013	1,288,181.85 1,253,348.77
TOTAL PLEDGE FOR PLEDGE ID: J7BM COOKE COUNTY										
Total Pledged:	14	Orig Face:	9,075,000.00	Current Face:	5,403,680.53	Market Value:	5,561,427.00	Book Value:	5,638,931.58	

FTN Financial Group and its affiliates (FTN) provide bond rating information as a service to its clients. FTN obtains this information from third party sources that we consider reliable but we make no representation or warranty as to its completeness or accuracy. The information provided is as of the date shown and FTN does not perform an independent analysis to confirm this information.

Landmark Bank, N.A.  
 Cooke County  
 As of: Tuesday, December 31, 2013

*Detail Section:*

<u>Account No.</u>	<u>Balance</u>	<u>Int Rate</u>	<u>Type</u>	<u>Officer</u>
28002408	\$0	0.00%	TDSV	R1B
28002416	\$0	0.00%	TDSV	R1B
28900090	\$218,406	0.00%	CK	R1B
28900287	\$3,792,528	0.15%	CK	R1B
28900325	\$81,001	0.00%	CK	R1B
28900333	\$0	0.00%	CK	R1B
28900341	\$5,250	0.00%	CK	R1B
28900368	\$60,831	0.15%	CK	R1B
28900376	\$65,436	0.00%	CK	R1B
28900384	\$143	0.00%	CK	R1B
28900392	\$714	0.00%	CK	R1B
28900406	\$7,852	0.00%	CK	R1B
28900414	\$12,031	0.00%	CK	R1B
28900422	\$0	0.00%	CK	R1B
28900449	\$289,508	0.00%	CK	R1B
28900457	\$0	0.00%	CK	R1B
28900465	\$0	0.00%	CK	R1B
28900481	\$270,944	0.00%	CK	R1B
28900511	\$1,054	0.00%	CK	R1B
28900538	\$1,557	0.00%	CK	R1B
28901259	\$9,785	0.00%	CK	ELE
28901593	\$0	0.00%	CK	JDH
4170003539	\$37,250	0.00%	CK	R1B
4170009684	\$0	0.00%	CK	R1B
4170009700	\$650	0.00%	CK	R1B
4170013934	\$0	0.00%	CK	JDH
4170023065	\$11,185	0.00%	CK	R1B
4170800744	\$0	0.00%	TDSV	JDH
4170800751	\$0	0.00%	TDSV	JDH
4170801528	\$0	0.00%	TDSV	R1B
4170801536	\$0	0.00%	TDSV	R1B
4170802286	\$0	0.00%	TDSV	JDH
4170802294	\$0	0.00%	TDSV	JDH
4170802849	\$0	0.00%	TDSV	JDH
4170802856	\$0	0.00%	TDSV	JDH
4170803896	\$0	0.00%	TDSV	R1B
4170803904	\$0	0.00%	TDSV	R1B
4170804019	\$163,489	0.20%	TDSV	R1B

1/6/2014 7:44:32 AM



4170804142	\$7,500	0.35%	TDSV	R1B
4170804159	\$7,500	0.35%	TDSV	R1B
4170804415	\$500,000	0.25%	TDSV	T1G
4170804423	\$500,000	0.25%	TDSV	T1G

*Collateral Section:*

<u>Description / LOC No.</u>	<u>Amount</u>	<u>Maturity Date</u>
Securities - Market Value	\$5,561,427	(See add'l report)

*Pledge Report Summary:*

Total Deposits	\$	6,044,614
Plus Additional Coverage (per Agreement)	\$	0
Total Collateral Needed	\$	6,044,614
Collateral Pledged	\$	5,561,427
FDIC Insurance	\$	250,000
Total Collateral Provided	\$	5,811,427
Total Public Funding Excess / (Needed)	\$	(233,187)

INVESTMENTS-TEXPOOL  
 PATTY BRENNAN, COOKE COUNTY TREASURER  
 DECEMBER 2013

ACCT NAME	BALANCE FORWARD	DEPOSITS	WITH- DRAWALS	CURRENT INTEREST	ENDING BALANCE
GENERAL	\$ 1,315,539.06	500000.00	750000.00	\$ 30.52	\$ 1,065,569.58
R & B -1	\$ 383,078.78	0.00	80000.00	\$ 10.45	\$ 303,089.23
R & B -2	\$ 151,824.56	0.00	0.00	\$ 4.77	\$ 151,829.33
R & B -3	\$ 401,023.28	0.00	80000.00	\$ 11.02	\$ 321,034.30
R & B -4	\$ 340,886.28	0.00	0.00	\$ 10.75	\$ 340,897.03
FM & L	\$ 53,078.41	0.00	0.00	\$ 1.68	\$ 53,080.09
TJPC	\$ 5,000.89	0.00	0.00	\$ 0.19	\$ 5,001.08
JUV-ISP	\$ -	0.00	0.00	\$ -	\$ -
JUV-IVE	\$ -	0.00	0.00	\$ -	\$ -
ADULT PROB	\$ 8,628.97	0.00	0.00	\$ 0.31	\$ 8,629.28
COURT REP	\$ 12,153.38	0.00	0.00	\$ 0.31	\$ 12,153.69
DIST CLK PRESERVATION	\$ 5,000.89	0.00	0.00	\$ 0.19	\$ 5,001.08
COUNTY/DIST. TECH	\$ -	0.00	0.00	\$ -	\$ -
PERM IMP	\$ 250,475.96	75000.00	0.00	\$ 8.53	\$ 325,484.49
LAW ENFORCEMENT ED	\$ 10,001.21	0.00	0.00	\$ 0.31	\$ 10,001.52
JP-TECH	\$ 4,796.27	0.00	0.00	\$ 0.09	\$ 4,796.36
LAW LIBRARY	\$ 26,450.00	0.00	0.00	\$ 0.88	\$ 26,450.88
CC LIBRARY	\$ 4,147.63	0.00	0.00	\$ -	\$ 4,147.63
JP-CH SECURITY	\$ 5,000.89	0.00	0.00	\$ 0.19	\$ 5,001.08
CH SECURITY	\$ 16,423.08	0.00	0.00	\$ 0.60	\$ 16,423.68
FLOOD DAMAGE	\$ -	0.00	0.00	\$ -	\$ -
REC MGMT	\$ 109,448.70	0.00	0.00	\$ 3.45	\$ 109,452.15
REC PRESV	\$ 43,477.13	0.00	0.00	\$ 1.37	\$ 43,478.50
DIST CLK REC MGMT	\$ 5,000.89	0.00	0.00	\$ 0.19	\$ 5,001.08
DIST CLK ARCHIVE	\$ -	0.00	0.00	\$ -	\$ -
ARCHIVE	\$ 19,417.71	0.00	0.00	\$ 0.62	\$ 19,418.33
CTY ATTY CHECK COLLECT	\$ -	0.00	0.00	\$ -	\$ -
DIST ATTY FORFEITURE	\$ 10,001.21	0.00	0.00	\$ 0.31	\$ 10,001.52

INVESTMENTS-TEXPOOL  
 PATTY BRENNAN, COOKE COUNTY TREASURER  
 DECEMBER 2013

SHERIFF FORFEITURE	\$ -	0.00	0.00	\$ -	\$ -
JAIL COMMISSARY	\$ 10,001.21	0.00	0.00	\$ 0.31	\$ 10,001.52
INT & SINKING	\$ 145,528.36	45000.00	0.00	\$ 4.95	\$ 190,533.31
STATE FEES	\$ 7,298.96	0.00	0.00	\$ 0.31	\$ 7,299.27
CONST. BOND	\$ -	0.00	0.00	\$ -	\$ -
<u>TOTAL: TREAS FUND</u>	<u>\$ 3,343,683.71</u>	<u>620000.00</u>	<u>910000.00</u>	<u>\$ 92.30</u>	<u>\$ 3,053,776.01</u>

YEAR - TO - DATE INTEREST	BAL FORWARD	CURRENT INT.	BALANCE
	\$ 315.83	\$ 92.30	\$ 408.13
AVG YEILD FOR DEC 2013	0.04%	MKT VALUE PER SHARE	\$ 1.00

INVESTMENTS-LOGIC  
PATTY BRENNAN, COOKE COUNTY TREASURER  
December, 2013

ACCT NAME	BALANCE FORWARD	DEPOSITS	WITH- DRAWALS	CURRENT INTEREST	ENDING BALANCE
GENERAL	\$ 10,004,099.88	0.00	250000.00	\$ 807.29	\$ 9,754,907.17
R & B -1	\$ 500,204.99	0.00	0.00	\$ 41.00	\$ 500,245.99
R & B -2	\$ 180,079.09	0.00	0.00	\$ 14.76	\$ 180,093.85
R & B -3	\$ 420,193.48	75000.00	0.00	\$ 36.00	\$ 495,229.48
R & B -4	\$ 640,278.35	0.00	0.00	\$ 52.49	\$ 640,330.84
FM & L	\$ 700,287.01	0.00	0.00	\$ 57.39	\$ 700,344.40
TJPC	\$ 45,006.54	0.00	0.00	\$ 3.67	\$ 45,010.21
JUV-ISP	\$ 4,787.56	0.00	0.00	\$ 0.34	\$ 4,787.90
JUV-IVE	\$ 6,010.03	0.00	0.00	\$ 0.52	\$ 6,010.55
ADULT PROB	\$ 20,011.23	0.00	0.00	\$ 1.66	\$ 20,012.89
COMMUNITY CORRECT	\$ 5,000.26	0.00	5000.26	\$ -	\$ -
DIST CLK PRESERVATION	\$ 5,001.63	0.00	0.00	\$ 0.34	\$ 5,001.97
CTY/DIST TECH	\$ 3,000.95	0.00	0.00	\$ 0.28	\$ 3,001.23
COURT REP	\$ 30,012.29	0.00	0.00	\$ 2.43	\$ 30,014.72
PERM IMP	\$ 700,240.77	0.00	0.00	\$ 57.39	\$ 700,298.16
LAW ENFORCEMENT ED	\$ 5,001.63	0.00	0.00	\$ 0.34	\$ 5,001.97
JP-TECH	\$ 15,006.08	0.00	0.00	\$ 1.20	\$ 15,007.28
LAW LIBRARY	\$ 50,020.53	0.00	0.00	\$ 4.08	\$ 50,024.61
CC LIBRARY	\$ 8,003.16	0.00	0.00	\$ 0.64	\$ 8,003.80
JP-CH SECURITY	\$ 10,003.39	0.00	0.00	\$ 0.82	\$ 10,004.21
C H SECURITY	\$ 150,061.47	0.00	0.00	\$ 12.28	\$ 150,073.75
FLOOD DAMAGE	\$ 7,001.69	0.00	0.00	\$ 0.57	\$ 7,002.26
REC MGMT	\$ 140,053.40	0.00	0.00	\$ 11.47	\$ 140,064.87
REC PRESV	\$ 140,044.89	0.00	0.00	\$ 11.47	\$ 140,056.36
DIST CLK REC MGMT	\$ 10,003.42	0.00	0.00	\$ 0.82	\$ 10,004.24
DIST CLK ARCHIVE	\$ 4,001.01	0.00	0.00	\$ 0.31	\$ 4,001.32
ARCHIVE	\$ 40,016.37	0.00	0.00	\$ 3.27	\$ 40,019.64
CTY ATTY CHECK COLLECT	\$ 7,501.71	0.00	0.00	\$ 0.60	\$ 7,502.31
DIST ATTY FORFEITURE	\$ 30,007.03	0.00	0.00	\$ 2.43	\$ 30,009.46

INVESTMENTS-LOGIC  
 PATTY BRENNAN, COOKE COUNTY TREASURER  
 December, 2013

SHERIFF FORFEITURE	\$ 7,501.71	0.00	0.00	\$ 0.60	\$ 7,502.31
JAIL COMMISSARY	\$ 38,007.17	0.00	0.00	\$ 3.11	\$ 38,010.28
INT & SINKING	\$ 720,275.55	0.00	0.00	\$ 59.04	\$ 720,334.59
STATE FEES	\$ 48,004.89	0.00	0.00	\$ 3.93	\$ 48,008.82
OFFICERS TRUST		\$ 25,000.00	\$ 25,000.00	\$ -	\$ -
PRETRIAL DIVERSION		\$ 2,000.00	\$ 2,000.00	\$ -	\$ -
<b>TOTAL: TREAS FUND</b>	<u>\$ 14,694,729.16</u>	<u>\$ 102,000.00</u>	<u>282000.26</u>	<u>\$ 1,192.54</u>	<u>\$ 14,515,921.44</u>

YEAR - TO - DATE INTEREST	BAL FORWARD	CURRENT INT.	BALANCE
	\$ 2,752.16	\$ 1,192.54	\$ 3,944.70
AVG. YEILD FOR DEC 2013	0.10%	MKT VALUE PER SHARE	\$ 1.00