

AFFIDAVIT

STATE OF TEXAS

COUNTY OF COOKE

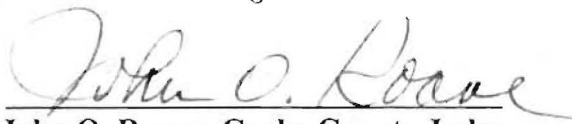
The members of the Commissioners' Court of Cooke County, Texas, state as follows:

The requirement of Subsection (C) of the Texas Local Government Code, §114.026 have been met for the term of July, 2013. The amount of cash and other assets in the custody of the County Treasurer at the time of examination are:

Cash (includes on hand, money market accounts, and short term investments) \$ 25,684,913.52.

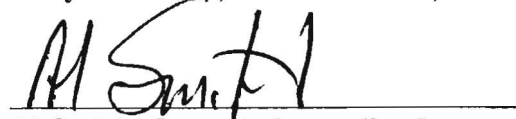
Other Assets (long term investments) \$ _____.

Sworn to and subscribed this 12 day of Aug, 2013.


John O. Roane, Cooke County Judge


Gary Hollowell, Commissioner, Pct 1


B. C. Lemons, Commissioner, Pct 2


Al Smith, Commissioner, Pct 3


Leon Klement, Commissioner, Pct 4

ATTEST:


Rebecca Lawson, County Clerk

FILED FOR RECORD

13 AUG 12 PM 1:41

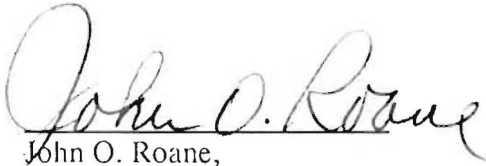
REBECCA LAWSON
COUNTY CLERK, COOKE CO. TX

BY _____ DEPUTY

FINANCIAL REPORTS

July 2013

In accordance with Local Government Code 114.026, this affidavit states the current cash and reports in the custody of the county treasurer as of this date of July 31, 2013.



John O. Roane,
Cooke County Judge



Rebecca Lawson,
Cooke County Clerk




Gary Hollowell,
Commissioner Pct. #1



B. C. Lemons,
Commissioner Pct. #2



Al Smith,
Commission Pct. #3



Leon Klement,
Commissioner Pct. #4

FILED FOR RECORD

13 AUG 12 PM 1:42

REBECCA LAWSON
COUNTY CLERK, COOKE CO. TX

BY _____ DEPUTY

MONTHLY REPORT

JULY 2013

PATTY BRENNAN

COOKE COUNTY TREASURER

PRIOR MONTH ENDING BANK STATEMENT BALANCE	\$2,409,005.56	
CLEARED DEPOSITS	\$16,031,050.71	263
CLEARED ADDITIONS	\$30.24	2
CLEARED CHECKS	\$1,836,066.24-	449
CLEARED DEDUCTIONS	<u>\$14,546,999.48-</u>	8
CURREKT MONTH ENDING BANK STATEMENT BALANCE	\$2,057,020.79	
CURREKT MONTH ENDING BANK STATEMENT BALANCE	\$2,057,020.79	
OUTSTANDING DEPOSITS	\$.00	
OUTSTANDING ADDITIONS	\$.00	
OUTSTANDING CHECKS	\$261,106.69-	333
OUTSTANDING DEDUCTIONS	<u>\$.00</u>	
RECONCILED BOOK BALANCE	\$1,795,914.10	
ENDING STATEMENT DATE	07/31/2013	CLERK: PB

PRIOR MONTH ENDING BANK STATEMENT BALANCE	\$241,039.15	
CLEARED DEPOSITS	\$790,595.06	3
CLEARED ADDITIONS	\$.00	
CLEARED CHECKS	\$624,156.30-	117
CLEARED DEDUCTIONS	<u>\$.00</u>	

CURRENT MONTH ENDING BANK STATEMENT BALANCE \$207,477.91

CURRENT MONTH ENDING BANK STATEMENT BALANCE	\$207,477.91	
OUTSTANDING DEPOSITS	\$.00	
OUTSTANDING ADDITIONS	\$.00	
OUTSTANDING CHECKS	\$2,816.51-	5
OUTSTANDING DEDUCTIONS	<u>\$.00</u>	

RECONCILED BOOK BALANCE \$204,661.40

ENDING STATEMENT DATE 07/31/2013 CLERK: PB

COMBINED STATEMENT OF CASH POSITION FOR JULY

<u>FUND NAME</u>	<u>CHECKING ACCOUNT</u>	<u>CHECKING AMOUNT</u>	<u>TDOA ACCOUNT</u>	<u>TDOA AMOUNT</u>	<u>FUND TOTAL</u>
001 GENERAL	TREAS FUND	\$ 343,471.94	TEXPOOL	\$ 5,489,601.37	\$ 16,833,073.31
			LOGIC	\$ 10,000,000.00	
			CERT DEPOS	\$ 1,000,000.00	
011 ROAD & BRIDGE 1	TREAS FUND	\$ 137,631.81	TEXPOOL	\$ 562,974.33	\$ 1,200,606.14
			LOGIC	\$ 500,000.00	
012 ROAD & BRIDGE 2	TREAS FUND	\$ 64,223.07	TEXPOOL	\$ 276,780.36	\$ 541,003.43
			LOGIC	\$ 200,000.00	
013 ROAD & BRIDGE 3	TREAS FUND	\$ 138,525.84	TEXPOOL	\$ 565,906.74	\$ 1,204,432.58
			LOGIC	\$ 500,000.00	
014 ROAD & BRIDGE 4	TREAS FUND	\$ 145,896.66	TEXPOOL	\$ 550,780.65	\$ 1,396,677.31
			LOGIC	\$ 700,000.00	
019 FM & LATERAL RD	TREAS FUND	\$ 12,855.69	TEXPOOL	\$ 53,050.05	\$ 765,905.74
			LOGIC	\$ 700,000.00	
TJPC	TREAS FUND	\$ 49,000.03			\$ 49,000.03
JUVENILE PROB. - ISP	TREAS FUND	\$ 7,126.47	TEXPOOL	\$ 2,286.15	\$ 11,912.62
			LOGIC	\$ 2,500.00	
JUVENILE PROBATION	TREAS FUND	\$ 4,011.26			\$ 4,011.26
JUVENILE PROB. IV-E	TREAS FUND	\$ 8,873.81	TEXPOOL	\$ 2,008.45	\$ 13,882.26
			LOGIC	\$ 3,000.00	

COMBINED STATEMENT OF CASH POSITION FOR JULY

<u>FUND NAME</u>	<u>CHECKING ACCOUNT</u>	<u>CHECKING AMOUNT</u>	<u>TDOA ACCOUNT</u>	<u>TDOA AMOUNT</u>	<u>FUND TOTAL</u>
028 ADULT PROBATION	TREAS FUND	\$ 14,085.56	TEXPOOL LOGIC	\$ 8,627.06 \$ 25,000.00	\$ 47,712.62
029 COMMUNITY CORRECT.	TREAS FUND	\$ 24,958.41			\$ 24,958.41
032 DISTRICT CLK PRESERV.	TREAS FUND	\$ 18,918.57			\$ 18,918.57
033 COUNTY/DIST TECH.	TREAS FUND	\$ 4,989.02			\$ 4,989.02
034 COURT REPORTER	TREAS FUND	\$ 19,878.51	TEXPOOL LOGIC	\$ 12,150.23 \$ 30,000.00	\$ 62,028.74
035 PERMANENT IMPROVEMEN	TREAS FUND	\$ 144,812.46	TEXPOOL LOGIC	\$ 250,422.68 \$ 550,000.00	\$ 945,235.14
037 LAW ENFORCEMENT ED	TREAS FUND	\$ 36,674.96			\$ 36,674.96
038 JP TECH	TREAS FUND	\$ 11,778.07	TEXPOOL LOGIC	\$ 4,794.70 \$ 15,000.00	\$ 31,572.77
040 LAW LIBRARY	TREAS FUND	\$ 12,312.26	TEXPOOL LOGIC	\$ 26,443.65 \$ 50,000.00	\$ 88,755.91
041 CC LIBRARY	TREAS FUND	\$ 19,507.02	TEXPOOL LOGIC	\$ 4,146.45 \$ 8,000.00	\$ 31,653.47
042 CC HISTORICAL COMM.	TREAS FUND	\$ 2,867.64			\$ 2,867.64
043 JP COURTHOUSE SEC.	TREAS FUND	\$ 24,647.75			\$ 24,647.75

COMBINED STATEMENT OF CASH POSITION FOR JULY

<u>FUND NAME</u>	<u>CHECKING ACCOUNT</u>	<u>CHECKING AMOUNT</u>	<u>TDOA ACCOUNT</u>	<u>TDOA AMOUNT</u>	<u>FUND TOTAL</u>
044 COURTHOUSE SECURITY	TREAS FUND	\$ 19,965.38	TEXPOOL LOGIC	\$ 16,415.94 \$ 150,000.00	\$ 186,381.32
045 FLOOD DAMAGE	TREAS FUND	\$ 17,739.00			\$ 17,739.00
046 CHAPTER 19	TREAS FUND	\$ (463.40)			\$ (463.40)
047 CC RECORDS MGMT	TREAS FUND	\$ 1,108.76			\$ 1,108.76
048 COUNTY REC MGMT	TREAS FUND	\$ 37,154.59	TEXPOOL LOGIC	\$ 109,424.35 \$ 125,000.00	\$ 271,578.94
049 CC-REC PRESERVATION	TREAS FUND	\$ 36,868.75	TEXPOOL LOGIC	\$ 43,466.14 \$ 100,000.00	\$ 180,334.89
050 DIST CLK REC MGMT	TREAS FUND	\$ 30,579.30			\$ 30,579.30
051 DIST CLK ARCHIVE	TREAS FUND	\$ 9,491.52			\$ 9,491.52
052 CC-ARCHIVE	TREAS FUND	\$ 19,638.23	TEXPOOL LOGIC	\$ 19,412.82 \$ 40,000.00	\$ 79,051.05
053 CTY ATTY CHECK COLLECT.	TREAS FUND	\$ 15,528.28			\$ 15,528.28
054 DIST ATTY CHECK COLLECT.	TREAS FUND	\$ 118.72			\$ 118.72
056 DIST ATTY FORFEITURE	TREAS FUND	\$ 50,795.22			\$ 50,795.22
057 DIST ATTY SEIZURE	TREAS FUND	\$ 24,951.82			\$ 24,951.82

COMBINED STATEMENT OF CASH POSITION FOR JULY

<u>FUND NAME</u>	<u>CHECKING ACCOUNT</u>	<u>CHECKING AMOUNT</u>	<u>TDOA ACCOUNT</u>	<u>TDOA AMOUNT</u>	<u>FUND TOTAL</u>
058 SHERIFF FORFEITURE	TREAS FUND	\$ 16,773.63			\$ 16,773.63
059 JAIL COMMISSARY	TREAS FUND	\$ 68,282.60			\$ 68,282.60
060 INTEREST & SINKING	TREAS FUND	\$ 41,374.48	TEXPOOL LOGIC	\$ 207,979.55 \$ 670,000.00	\$ 919,354.03
061 2004 GO REFUNDING	TREAS FUND	\$ 11,673.82			\$ 11,673.82
070 BOND FUND	TREAS FUND	\$ 101.47	TEXPOOL	\$ 136.07	\$ 237.54
088 STATE FEES	TREAS FUND	\$ 23,001.82	TEXPOOL LOGIC	\$ 7,296.47 \$ 10,000.00	\$ 40,298.29
090 OFFICER'S TRUST	TREAS FUND	\$ 60,527.47			\$ 60,527.47
091 LIBRARY TRUST- LIDDELL	TREAS FUND	\$ 2,747.01	CERT DEPOSIT	\$ 15,000.00	\$ 17,747.01
092 LIBRARY TRUST-ROSENST	TREAS FUND	\$ 4,214.47	CERT DEPOSIT	\$ 19,000.00	\$ 23,214.47
098 PAYROLL CLEARING	PAYROLL	\$ 536,591.89			\$ 536,591.89
100 CHILD ABUSE PREV.	TREAS FUND	\$ 91.74			\$ 91.74
101 PRETRIAL DIVERSION	TREAS FUND	\$ 5,004.00			\$ 5,004.00
<u>TOTAL</u>		<u>\$ 2,280,907.38</u>	TEXPOOL LOGIC CERT DEPOSIT	<u>\$ 8,214,104.21</u> <u>\$ 14,378,500.00</u> <u>\$ 34,000.00</u>	<u>\$ 25,907,511.59</u>

ACCOUNT NAME	BEGINNING CASH BALANCE	CASH RECEIPTS	CASH DISBURSEMENTS	ENDING CASH BALANCE
2013 001 GENERAL				
CASH - GENERAL FUND	505,205.14	11,156,303.93	1,318,037.13-	10,343,471.94
CASH ON HAND	285.10	.00	.00	285.10
CASH INVESTED-TEXPOOL	15,989,601.37	.00	10,500,000.00-	5,489,601.37
CASH INVESTED - LOGIC	.00	.00	.00	.00
T-BILLS - INVESTMENTS	.00	.00	.00	.00
CASH INVESTMENT-CD	1,000,000.00	.00	.00	1,000,000.00
FUND TOTALS	17,495,091.61	11,156,303.93	11,818,037.13-	16,833,358.41
2013 011 ROAD & BRIDGE 1				
CASH - ROAD & BRIDGE # 1	200,396.96	518,621.02	81,386.17-	637,631.81
CASH INVESTED	1,062,974.33	.00	500,000.00-	562,974.33
CASH INVESTED - LOGIC	.00	.00	.00	.00
T-BILL INVESTMENTS	.00	.00	.00	.00
FUND TOTALS	1,263,371.29	518,621.02	581,386.17-	1,200,606.14
2013 012 ROAD & BRIDGE 2				
CASH - ROAD & BRIDGE # 2	158,059.75	218,257.11	112,093.79-	264,223.07
CASH INVESTED	476,780.36	.00	200,000.00-	276,780.36
CASH INVESTED - LOGIC	.00	.00	.00	.00
T-BILL INVESTMENTS	.00	.00	.00	.00
FUND TOTALS	634,840.11	218,257.11	312,093.79-	541,003.43
2013 013 ROAD & BRIDGE 3				
CASH - ROAD & BRIDGE # 3	173,424.12	518,415.89	53,314.17-	638,525.84
CASH INVESTED	1,065,906.74	.00	500,000.00-	565,906.74
CASH INVESTED - LOGIC	.00	.00	.00	.00
T-BILL INVESTMENTS	.00	.00	.00	.00
FUND TOTALS	1,239,330.86	518,415.89	553,314.17-	1,204,432.58
2013 014 ROAD & BRIDGE 4				
CASH - ROAD & BRIDGE # 4	202,231.52	718,409.87	74,744.73-	845,896.66
CASH INVESTED	1,250,780.65	.00	700,000.00-	550,780.65
CASH INVESTED - LOGIC	.00	.00	.00	.00
T-BILL INVESTMENTS	.00	.00	.00	.00
FUND TOTALS	1,453,012.17	718,409.87	774,744.73-	1,396,677.31
2013 019 FM & LATERAL				
CASH - F M & LATERAL	12,836.52	700,019.17	.00	712,855.69
CASH INVESTED	753,050.05	.00	700,000.00-	53,050.05
CASH INVESTED - LOGIC	.00	.00	.00	.00
T-BILL INVESTMENT	.00	.00	.00	.00
FUND TOTALS	765,886.57	700,019.17	700,000.00-	765,905.74
2013 020 TJPC				
CASH - T.J.P.C.	46,105.56	25,119.00	22,224.53-	49,000.03
CASH INVESTED	.00	.00	.00	.00
FUND TOTALS	46,105.56	25,119.00	22,224.53-	49,000.03
2013 021 JUVENILE PROB-ISP				
CASH - JUVENILE PROBATION	7,126.47	2,500.00	.00	9,626.47
INVESTMENTS	4,786.15	.00	2,500.00-	2,286.15
CASH INVESTED - LOGIC	.00	.00	.00	.00
FUND TOTALS	11,912.62	2,500.00	2,500.00-	11,912.62
2013 022 JUVENILE PROBATION				
CASH - JUV. PROB. DIV	3,815.06	285.00	88.80-	4,011.26

ACCOUNT NAME	BEGINNING CASH BALANCE	CASH RECEIPTS	CASH DISBURSEMENTS	ENDING CASH BALANCE
INVESTMENTS	.00	.00	.00	.00
FUND TOTALS	3,815.06	285.00	88.80-	4,011.26
2013 023 JUVENILE PROB. IV-E				
CASH - IV-E	8,873.81	3,000.00	.00	11,873.81
CASH INVESTED	5,008.45	.00	3,000.00-	2,008.45
CASH INVESTED - LOGIC	.00	.00	.00	.00
FUND TOTALS	13,882.26	3,000.00	3,000.00-	13,882.26
2013 028 ADULT PROBATION				
CASH - ADULT PROBATION	35,328.86	28,871.00	25,114.30-	39,085.56
CASH ON HAND	75.00	.00	.00	75.00
CASH INVESTED	18,627.06	.00	10,000.00-	8,627.06
CASH INVESTED - LOGIC	.00	.00	.00	.00
FUND TOTALS	54,030.92	28,871.00	35,114.30-	47,787.62
2013 029 COMMUNITY CORRECTIONS				
CASH - COMMUNITY CORRECTI	28,173.59	.00	3,215.18-	24,958.41
INVESTMENTS	.00	.00	.00	.00
FUND TOTALS	28,173.59	.00	3,215.18-	24,958.41
2013 032 DISTRICT CLERK PRESERVATION				
CASH - DISTRICT CLERK PRESVATI	18,458.57	460.00	.00	18,918.57
INVESTMENTS	.00	.00	.00	.00
FUND TOTALS	18,458.57	460.00	.00	18,918.57
2013 033 COUNTY/DISTRICT TECHNOLOGY FUN				
CASH - COUNTY/DISTRICT TECH	4,840.28	148.74	.00	4,989.02
INVESTMENTS	.00	.00	.00	.00
FUND TOTALS	4,840.28	148.74	.00	4,989.02
2013 034 COURT REPORTER				
CASH - COURT REPORTER FUND	19,143.51	30,735.00	.00	49,878.51
INVESTMENTS	42,150.23	.00	30,000.00-	12,150.23
CASH INVESTED - LOGIC	.00	.00	.00	.00
FUND TOTALS	61,293.74	30,735.00	30,000.00-	62,028.74
2013 035 PERMANENT IMPROVEMENT				
CASH - PERMANENT IMPROVEM	39,764.76	738,189.70	83,142.00-	694,812.46
CASH INVESTED	490,422.68	.00	240,000.00-	250,422.68
CASH INVESTED - LOGIC	.00	.00	.00	.00
T-BILL INVESTMENTS	.00	.00	.00	.00
FUND TOTALS	530,187.44	738,189.70	323,142.00-	945,235.14
2013 036 PROBATE JUDGE FEES				
CASH - PROBATE JUDGE FEES	.00	.00	.00	.00
CASH INVESTED	.00	.00	.00	.00
FUND TOTALS	.00	.00	.00	.00
2013 037 LAW ENFORCEMENT ED				
CASH - LAW ENFORCEMENT ED	37,832.15	.00	1,157.19-	36,674.96
CASH INVESTED	.00	.00	.00	.00
FUND TOTALS	37,832.15	.00	1,157.19-	36,674.96
2013 038 JP TECH				
CASH - J P TECH FUND	11,329.22	16,327.52	878.67-	26,778.07
INVESTMENTS	19,794.70	.00	15,000.00-	4,794.70

ACCOUNT NAME	BEGINNING CASH BALANCE	CASH RECEIPTS	CASH DISBURSEMENTS	ENDING CASH BALANCE
CASH INVESTED - LOGIC	.00	.00	.00	.00
FUND TOTALS	<u>31,123.92</u>	<u>16,327.52</u>	<u>15,878.67-</u>	<u>31,572.77</u>
2013 039 DISASTER RELIEF				
CASH - DISASTERS	.00	.00	.00	.00
INVESTMENTS	.00	.00	.00	.00
FUND TOTALS	<u>.00</u>	<u>.00</u>	<u>.00</u>	<u>.00</u>
2013 040 LAW LIBRARY				
CASH - LAW LIBRARY	11,345.94	51,310.00	343.68-	62,312.26
CASH INVESTED	76,443.65	.00	50,000.00-	26,443.65
CASH INVESTED - LOGIC	.00	.00	.00	.00
FUND TOTALS	<u>87,789.59</u>	<u>51,310.00</u>	<u>50,343.68-</u>	<u>88,755.91</u>
2013 041 CC LIBRARY FUND				
CASH - COOKE COUNTY LIBRA	13,839.08	14,582.20	914.26-	27,507.02
CASH INVESTED	17,146.45	.00	13,000.00-	4,146.45
CASH INVESTED - LOGIC	.00	.00	.00	.00
T-BILL INVESTMENTS	.00	.00	.00	.00
FUND TOTALS	<u>30,985.53</u>	<u>14,582.20</u>	<u>13,914.26-</u>	<u>31,653.47</u>
2013 042 CC HISTORICAL COMM.				
CASH - COOKE CO. HISTORIC	2,867.64	.00	.00	2,867.64
FUND TOTALS	<u>2,867.64</u>	<u>.00</u>	<u>.00</u>	<u>2,867.64</u>
2013 043 JP COURTHOUSE SECURITY				
CASH - JP COURTHOUSE SECURITY	24,354.58	316.12	22.95-	24,647.75
CASH INVESTED	.00	.00	.00	.00
FUND TOTALS	<u>24,354.58</u>	<u>316.12</u>	<u>22.95-</u>	<u>24,647.75</u>
2013 044 COURTHOUSE SECURITY				
CASH - COURTHOUSE SECURIT	17,739.72	152,405.07	179.41-	169,965.38
CASH INVESTED	166,415.94	.00	150,000.00-	16,415.94
CASH INVESTED - LOGIC	.00	.00	.00	.00
FUND TOTALS	<u>184,155.66</u>	<u>152,405.07</u>	<u>150,179.41-</u>	<u>186,381.32</u>
2013 045 FLOOD DAMAGE				
CASH - FLOOD DAMAGE	17,739.00	.00	.00	17,739.00
FUND TOTALS	<u>17,739.00</u>	<u>.00</u>	<u>.00</u>	<u>17,739.00</u>
2013 046 CHAPTER 19				
CASH - CHAPTER 19	.00	.00	463.40-	463.40-
INVESTMENTS	.00	.00	.00	.00
FUND TOTALS	<u>.00</u>	<u>.00</u>	<u>463.40-</u>	<u>463.40-</u>
2013 047 CC RECORDS MANAGEMENT				
CASH - CC RECORDS MANAGEMENT	1,049.54	59.22	.00	1,108.76
INVESTMENTS - TEXPOOL	.00	.00	.00	.00
FUND TOTALS	<u>1,049.54</u>	<u>59.22</u>	<u>.00</u>	<u>1,108.76</u>
2013 048 COUNTY RECORDS MANAGEMENT				
CASH - RECORDS MANAGEMENT	35,903.13	126,251.46	.00	162,154.59
CASH INVESTED	234,424.35	.00	125,000.00-	109,424.35
CASH INVESTED - LOGIC	.00	.00	.00	.00
FUND TOTALS	<u>270,327.48</u>	<u>126,251.46</u>	<u>125,000.00-</u>	<u>271,578.94</u>
2013 049 CC RECORDS PRESERVATION				
CASH - RECORDS PRESERVATI	31,805.75	105,063.00	.00	136,868.75

ACCOUNT NAME	BEGINNING CASH BALANCE	CASH RECEIPTS	CASH DISBURSEMENTS	ENDING CASH BALANCE
INVESTMENTS	143,466.14	.00	100,000.00-	43,466.14
CASH INVESTED - LOGIC	.00	.00	.00	.00
FUND TOTALS	175,271.89	105,063.00	100,000.00-	180,334.89
2013 050 DIST CLERK RECORDS MANAGEMENT				
CASH - D C RECORDS MANAGEMENT	30,244.02	335.28	.00	30,579.30
CASH INVESTED	.00	.00	.00	.00
FUND TOTALS	30,244.02	335.28	.00	30,579.30
2013 051 DISTRICT CLERK ARCHIVE				
DISTRICT CLERK ARCHIVE	9,261.52	230.00	.00	9,491.52
INVESTMENTS	.00	.00	.00	.00
FUND TOTALS	9,261.52	230.00	.00	9,491.52
2013 052 COUNTY CLERK ARCHIVE FEE				
CASH -RECORDS ARCHIVE	11,437.35	54,575.00	6,374.12-	59,638.23
INVESTMENTS	69,412.82	.00	50,000.00-	19,412.82
CASH INVESTED - LOGIC	.00	.00	.00	.00
FUND TOTALS	80,850.17	54,575.00	56,374.12-	79,051.05
2013 053 CA CHECK COLLECTING				
CASH - CHECK COLLECTING &	15,616.68	370.00	458.40-	15,528.28
CASH INVESTED	.00	.00	.00	.00
FUND TOTALS	15,616.68	370.00	458.40-	15,528.28
2013 054 DA CHECK COLLECTING				
CASH - DA CHECK COLLECTING	118.72	.00	.00	118.72
CASH INVESTED	.00	.00	.00	.00
FUND TOTALS	118.72	.00	.00	118.72
2013 055 CO. ATTY FORFEITURE				
CASH - CO. ATTY. BOND FOR	.00	.00	.00	.00
INVESTMENTS	.00	.00	.00	.00
FUND TOTALS	.00	.00	.00	.00
2013 056 DISTRICT ATTY FORFEITURE				
CASH - D.A. FORFEITURE FU	50,795.22	.00	.00	50,795.22
FUND TOTALS	50,795.22	.00	.00	50,795.22
2013 057 D A SEIZURE FUND				
CASH - SEIZURE-LAW	12,487.82	14,057.76	1,593.76-	24,951.82
INVESTMENTS	.00	.00	.00	.00
FUND TOTALS	12,487.82	14,057.76	1,593.76-	24,951.82
2013 058 SHERIFF FORFEITURE				
CASH- SHERIFF FORFEITURE	16,773.63	.00	.00	16,773.63
INVESTMENTS	.00	.00	.00	.00
FUND TOTALS	16,773.63	.00	.00	16,773.63
2013 059 JAIL COMMISSARY				
CASH - JAIL COMMISSARY	68,597.77	.00	315.17-	68,282.60
FUND TOTALS	68,597.77	.00	315.17-	68,282.60
2013 060 INTEREST & SINKING				
CASH - INTEREST & SINKING	37,100.06	674,274.42	.00	711,374.48
CASH INVESTED	877,979.55	.00	670,000.00-	207,979.55
CASH INVESTED - LOGIC	.00	.00	.00	.00

ACCOUNT NAME	BEGINNING CASH BALANCE	CASH RECEIPTS	CASH DISBURSEMENTS	ENDING CASH BALANCE
T-BILL INVESTMENTS	.00	.00	.00	.00
FUND TOTALS	915,079.61	674,274.42	670,000.00-	919,354.03
2013 061 2004 GO REFUNDING DEBT SERVICE				
CASH - 2004 GO REFUNDING D/S	11,673.82	.00	.00	11,673.82
CASH INVESTED	.00	.00	.00	.00
T-BILL INVESTMENTS	.00	.00	.00	.00
FUND TOTALS	11,673.82	.00	.00	11,673.82
2013 070 BOND FUND				
CASH - CONSTRUCTION FUND	101.47	.00	.00	101.47
CASH INVESTED	136.07	.00	.00	136.07
CASH INVESTED - LOGIC	.00	.00	.00	.00
FUND TOTALS	237.54	.00	.00	237.54
2013 088 STATE FEES				
CASH - STATE FEES	101,118.75	112,469.09	145,586.02-	68,001.82
CASH INVESTED	42,296.47	.00	35,000.00-	7,296.47
CASH INVESTED - LOGIC	.00	.00	35,000.00-	35,000.00-
FUND TOTALS	143,415.22	112,469.09	215,586.02-	40,298.29
2013 089 CHILDREN TRUST				
CASH - CHILDRENS TRUST	.00	.00	.00	.00
CASH INVESTED	.00	.00	.00	.00
FUND TOTALS	.00	.00	.00	.00
2013 090 OFFICER'S TRUST				
CASH-OFFICERS TRUST	60,325.06	202.41	.00	60,527.47
CASH INVESTED	.00	.00	.00	.00
FUND TOTALS	60,325.06	202.41	.00	60,527.47
2013 091 LIBRARY TRUST - LIDDELL				
CASH-LIBRARY TRUST/LIDDELL	2,733.93	13.08	.00	2,747.01
CD INVESTMENT	15,000.00	.00	.00	15,000.00
FUND TOTALS	17,733.93	13.08	.00	17,747.01
2013 092 LIBRARY TRUST - ROSENSTEIN				
CASH-LIBRARY TRUST/ROSENSTEIN	4,231.96	.00	17.49-	4,214.47
CD INVESTMENT	19,000.00	.00	.00	19,000.00
FUND TOTALS	23,231.96	.00	17.49-	23,214.47
2013 098 PAYROLL CLEARING				
CASH - PAYROLL CLEARING	195,182.25	672,652.25	331,242.61-	536,591.89
INVESTMENTS	.00	.00	.00	.00
FUND TOTALS	195,182.25	672,652.25	331,242.61-	536,591.89
2013 100 CHILD ABUSE PREVENTION FUND				
CASH-CHILD ABUSE PREVENTION	85.57	6.17	.00	91.74
CASH INVESTED	.00	.00	.00	.00
FUND TOTALS	85.57	6.17	.00	91.74
2013 101 PRETRIAL DIVERSION				
CASH-PRETRIAL DIVERSION	4,904.00	100.00	.00	5,004.00
CASH INVESTED	.00	.00	.00	.00
FUND TOTALS	4,904.00	100.00	.00	5,004.00
GRAND TOTALS	26,144,344.14	16,654,935.48	16,891,407.93-	25,907,871.69

C.D. INVESTMENTS
LANDMARK BANK

July 2013

<u>C.D.#</u>	<u>PURCHASE DATE</u>	<u>AMOUNT</u>	<u>MAT. DATE</u>
GEN/4170804415	May 24, 2013	500,000.00	May 24, 2014
GEN/4170804423	May 24, 2013	500,000.00	May 24, 2014
Library Trust- Liddell	January 9, 2013	7,500.00	Jan. 9, 2014
Library Trust- Liddell	January 9, 2013	7,500.00	Jan. 9, 2014
Library Trust- Rosenstein	Jun. 9, 2012	11,000.00	Jun. 9, 2014

INT. EARNED MONTHLY:

2-Gen CD's @ .25%
2-Liddell CD's @ .35%
Rosenstein CD @ 1.45%

All interest gets deposited into the Treasurer's Fund. The 2 Gen CD's interest gets deposited monthly, and the 3 Library's CD's interest gets deposited quarterly.

PLEGGED SECURITIES FOR COOKE COUNTY
FROM LANDMARK BANK

July 2013

L of C#	AMOUNT	MAT. DATE
3087-1676	700,000.00	11/07/2013
TOTAL:	700,000.00	

Landmark Bank, N.A.
 Cooke County
 As of: Wednesday, July 31, 2013

Detail Section:

<u>Account No.</u>	<u>Balance</u>	<u>Int Rate</u>	<u>Type</u>	<u>Officer</u>
28002408	\$0	0.00%	TDSV	R1B
28002416	\$0	0.00%	TDSV	R1B
28900090	\$207,478	0.00%	CK	R1B
28900287	\$2,057,021	0.15%	CK	R1B
28900325	\$80,509	0.00%	CK	R1B
28900333	\$0	0.00%	CK	R1B
28900341	\$6,650	0.00%	CK	R1B
28900368	\$82,537	0.15%	CK	R1B
28900376	\$124,258	0.00%	CK	R1B
28900384	\$0	0.00%	CK	R1B
28900392	\$3,270	0.00%	CK	R1B
28900406	\$64,412	0.00%	CK	R1B
28900414	\$2,601	0.00%	CK	R1B
28900422	\$0	0.00%	CK	R1B
28900449	\$279,389	0.00%	CK	R1B
28900457	\$0	0.00%	CK	R1B
28900465	\$0	0.00%	CK	R1B
28900481	\$278,641	0.00%	CK	R1B
28900511	\$2,080	0.00%	CK	R1B
28900538	\$1,838	0.00%	CK	R1B
28901259	\$16,255	0.00%	CK	ELE
28901593	\$188	0.00%	CK	JDH
4170003539	\$39,250	0.00%	CK	R1B
4170009684	\$0	0.00%	CK	R1B
4170009700	\$0	0.00%	CK	R1B
4170013934	\$0	0.00%	CK	JDH
4170023065	\$14,579	0.00%	CK	R1B
4170800744	\$0	0.00%	TDSV	JDH
4170800751	\$0	0.00%	TDSV	JDH
4170801528	\$0	0.00%	TDSV	R1B
4170801536	\$0	0.00%	TDSV	R1B
4170802286	\$0	0.00%	TDSV	JDH
4170802294	\$0	0.00%	TDSV	JDH
4170802849	\$0	0.00%	TDSV	JDH
4170802856	\$0	0.00%	TDSV	JDH
4170803896	\$0	0.00%	TDSV	R1B
4170803904	\$0	0.00%	TDSV	R1B
4170804019	\$163,305	0.25%	TDSV	R1B

4170804142	\$7,500	0.35%	TDSV	R1B
4170804159	\$7,500	0.35%	TDSV	R1B
4170804415	\$500,000	0.25%	TDSV	T1G
4170804423	\$500,000	0.25%	TDSV	T1G

Collateral Section:

<u>Description / LOC No.</u>	<u>Amount</u>	<u>Maturity Date</u>
Securities - Market Value	\$4,703,663	(See add'l report)
1676	\$700,000	11/7/2013

Pledge Report Summary:

Total Deposits	\$	4,439,261
Plus Additional Coverage (per Agreement)	\$	0
Total Collateral Needed	\$	<u>4,439,261</u>
Collateral Pledged	\$	5,403,663
FDIC Insurance	\$	250,000
Total Collateral Provided	\$	<u>5,653,663</u>
Total Public Funding Excess / (Needed)	\$	<u><u>1,214,402</u></u>

IP Pledged Securities

Landmark Bank 5961
Columbia,MO
From 7/1/2013 To 7/31/2013

Customer ID: 5961
Report Date: 8/1/2013
PAS Rep: Vance Roe
Account Rep: Bob Fitzpatrick

Cusip Grp	Intent Ticket	Description	Loc	Safekeeping Agent	Rate	Maturity	Original Face Par/Current Face	S & P Moody	Date Priced	Book Value Market Value
PLEGGED TO:J7BM COOKE COUNTY										
3133TTX48 MB4	AFS 783451	fhlmc remic ser 2326 ZQ	FED	FEDERAL RESERVE BANK	6.5000	06/15/2031	300,000.00 94,728.45	NR NR	07/31/2013	108,715.69 106,012.70
31392WB41 MB4	AFS 719835	FHL2512 PG	FED	FEDERAL RESERVE BANK	5.5000	10/15/2022	400,000.00 242,340.25	NR NR	07/31/2013	263,661.11 265,943.70
31394B3U6 MB4	AFS 704475	FNM05009 VB	FED	FEDERAL RESERVE BANK	5.0000	02/25/2027	200,000.00 94,000.83	NR NR	07/31/2013	95,659.31 95,844.10
31394CMY5 MB4	AFS 733876	FNM05016 LE	FED	FEDERAL RESERVE BANK	5.5000	07/25/2033	1,100,000.00 1,046,945.65	NR NR	07/31/2013	1,094,757.24 1,088,631.85
31394RJX8 MB4	AFS 704476	FHLMC REMIC SER 2754 PD	FED	FEDERAL RESERVE BANK	5.0000	11/15/2032	100,000.00 41,377.96	NR NR	07/31/2013	42,739.81 42,867.70
31395FGT5 MB4	AFS 700784	FHR 2855 OV	FED	FEDERAL RESERVE BANK	5.0000	01/15/2024	1,000,000.00 326,617.53	NR NR	07/31/2013	329,162.09 330,264.54
31395TKY9 MB4	AFS 681322	FHL2957 PT	FED	FEDERAL RESERVE BANK	5.5000	11/15/2033	25,000.00 3,829.18	NR NR	07/31/2013	3,893.80 3,922.96
31395UC66 MB4	AFS 717684	FHL2975 OG	FED	FEDERAL RESERVE BANK	5.5000	04/15/2033	1,750,000.00 405,162.68	NR NR	07/31/2013	408,121.93 408,609.80
31395VKJ7 MB4	AFS 675736	FHLMC REMIC SER 2984 ND	FED	FEDERAL RESERVE BANK	5.5000	06/15/2033	500,000.00 141,503.43	NR NR	07/31/2013	142,609.05 143,249.86
31396ALL6 MB4	AFS 746903	FHL3035 DP	FED	FEDERAL RESERVE BANK	5.5000	10/15/2034	2,100,000.00 885,432.01	NR NR	07/31/2013	931,907.39 932,266.03
31396WUN4 MB4	AFS 551936	FNMA REMIC SER 63 DA	FED	FEDERAL RESERVE BANK	6.0000	05/25/2034	750,000.00 36,338.22	NR NR	07/31/2013	36,400.66 37,346.42
38374F2L7 MB4	AFS 844136	GNM04024 ZM	FED	FEDERAL RESERVE BANK	5.0000	04/20/2034	700,000.00 1,110,559.77	NR Nr	07/31/2013	1,265,565.25 1,248,703.43
TOTAL PLEDGE FOR PLEDGE ID: J7BM COOKE COUNTY										
Total Pledged:	12	Orig Face:	8,925,000.00	Current Face:	4,428,835.96	Market Value:	4,703,663.09	Book Value:	4,723,193.33	

FTN Financial Group and its affiliates (FTN) provide bond rating information as a service to its clients. FTN obtains this information from third party sources that we consider reliable but we make no representation or warranty as to its completeness or accuracy. The information provided is as of the date shown and FTN does not perform an independent analysis to confirm this information.



EL CAMPO, TX

Pledge Security Listing

July 31, 2013



ID	CUSIP	Description	Safekeeping Location	Safekeeping Receipt	Coupon	Maturity Date	Call Date	Moody	S&P	Fitch	FASB115	Face Amount	Current Par	Current Book Value	Market Value	Gain(Loss)
COOKE COUNTY																
2047	3128MBNA1	FHLMC G12885	FHLB	x	5.00	06/01/2021		AAA	AA+	AAA	HTM	155,326	26,434.96	26,433.89	28,586.82	2,152.93
2107	31410GSS8	FNMA 889257	FHLB	x	5.00	04/01/2021		AAA	AA+	AAA	HTM	104,467	17,856.76	17,855.98	19,243.82	1,387.85
Total for COOKE COUNTY												259,793	44,291.72	44,289.86	47,830.64	3,540.78

Although the information in this report has been obtained from sources believed to be reliable, its accuracy cannot be guaranteed.

INVESTMENTS-LOGIC
PATTY BRENNAN, COOKE COUNTY TREASURER
July 18-31, 2013

ACCT NAME	BALANCE FORWARD	DEPOSITS	WITH-DRAWALS	CURRENT INTEREST	ENDING BALANCE
GENERAL	\$ 10,000,000.00	0.00	0.00	\$ 383.02	\$ 10,000,383.02
R & B -1	\$ 500,000.00	0.00	0.00	\$ 19.15	\$ 500,019.15
R & B -2	\$ 200,000.00	0.00	0.00	\$ 7.66	\$ 200,007.66
R & B -3	\$ 500,000.00	0.00	0.00	\$ 19.15	\$ 500,019.15
R & B -4	\$ 700,000.00	0.00	0.00	\$ 26.80	\$ 700,026.80
FM & L	\$ 700,000.00	0.00	0.00	\$ 26.80	\$ 700,026.80
JUV-ISP	\$ 2,500.00	0.00	0.00	\$ 0.12	\$ 2,500.12
JUV-IVE	\$ 3,000.00	0.00	0.00	\$ 0.12	\$ 3,000.12
ADULT PROB	\$ 25,000.00	0.00	0.00	\$ 0.95	\$ 25,000.95
COURT REP	\$ 30,000.00	0.00	0.00	\$ 1.14	\$ 30,001.14
PERM IMP	\$ 550,000.00	0.00	0.00	\$ 21.07	\$ 550,021.07
JP-TECH	\$ 15,000.00	0.00	0.00	\$ 0.57	\$ 15,000.57
LAW LIBRARY	\$ 50,000.00	0.00	0.00	\$ 1.93	\$ 50,001.93
CC LIBRARY	\$ 8,000.00	0.00	0.00	\$ 0.30	\$ 8,000.30
C H SECURITY	\$ 150,000.00	0.00	0.00	\$ 5.76	\$ 150,005.76
REC MGMT	\$ 125,000.00	0.00	0.00	\$ 4.79	\$ 125,004.79
REC PRESV	\$ 100,000.00	0.00	0.00	\$ 3.84	\$ 100,003.84
ARCHIVE	\$ 40,000.00	0.00	0.00	\$ 1.53	\$ 40,001.53
INT & SINKING	\$ 670,000.00	0.00	0.00	\$ 25.67	\$ 670,025.67
STATE FEES	\$ 45,000.00	0.00	35000.00	\$ 0.49	\$ 10,000.49
TOTAL: TREAS FUND	<u>\$ 14,413,500.00</u>	<u>0.00</u>	<u>\$ 35,000.00</u>	<u>\$ 550.86</u>	<u>\$ 14,379,050.86</u>

YEAR - TO - DATE INTEREST	BAL FORWARD	CURRENT INT.	BALANCE
		\$ 550.86	\$ 550.86

AVG. YLD FOR JULY, 2013	0.11%	MKT VALUE PER SHARE	\$ 1.00
-------------------------	-------	---------------------	---------

INVESTMENTS-TEXPOOL
 PATTY BRENNAN, COOKE COUNTY TREASURER
 JULY 2013

ACCT NAME	BALANCE FORWARD	DEPOSITS	WITH-DRAWALS	CURRENT INTEREST	ENDING BALANCE
GENERAL	\$ 15,989,601.37	0.00	10500000.00	\$ 510.84	\$ 5,490,112.21
R & B -1	\$ 1,062,974.33	0.00	500000.00	\$ 38.26	\$ 563,012.59
R & B -2	\$ 476,780.36	0.00	200000.00	\$ 17.64	\$ 276,798.00
R & B -3	\$ 1,065,906.74	0.00	500000.00	\$ 38.39	\$ 565,945.13
R & B -4	\$ 1,250,780.65	0.00	700000.00	\$ 42.89	\$ 550,823.54
FM & L	\$ 753,050.05	0.00	700000.00	\$ 20.39	\$ 53,070.44
JUV-ISP	\$ 4,786.15	0.00	2500.00	\$ 0.17	\$ 2,286.32
JUV-IVE	\$ 5,008.45	0.00	3000.00	\$ 0.17	\$ 2,008.62
ADULT PROB	\$ 18,627.06	0.00	10000.00	\$ 0.63	\$ 8,627.69
COURT REP	\$ 42,150.23	0.00	30000.00	\$ 1.39	\$ 12,151.62
PERM IMP	\$ 490,422.68	0.00	240000.00	\$ 16.08	\$ 250,438.76
JP-TECH	\$ 19,794.70	0.00	15000.00	\$ 0.65	\$ 4,795.35
LAW LIBRARY	\$ 76,443.65	0.00	50000.00	\$ 2.49	\$ 26,446.14
CC LIBRARY	\$ 17,146.45	0.00	13000.00	\$ 0.55	\$ 4,147.00
C H SECURITY	\$ 166,415.94	0.00	150000.00	\$ 4.59	\$ 16,420.53
REC MGMT	\$ 234,424.35	0.00	125000.00	\$ 8.12	\$ 109,432.47
REC PRESV	\$ 143,466.14	0.00	100000.00	\$ 4.55	\$ 43,470.69
ARCHIVE	\$ 69,412.82	0.00	50000.00	\$ 2.04	\$ 19,414.86
INT & SINKING	\$ 877,979.55	0.00	670000.00	\$ 26.56	\$ 208,006.11
STATE FEES	\$ 42,296.47	0.00	35000.00	\$ 1.26	\$ 7,297.73
CONST. BOND	\$ 136.07	0.00	0.00	\$ -	\$ 136.07
<u>TOTAL: TREAS FUND</u>	<u>\$ 22,807,604.21</u>	<u>0.00</u>	<u>14593500.00</u>	<u>\$ 737.66</u>	<u>\$ 8,214,841.87</u>

YEAR - TO - DATE INTEREST	BAL FORWARD	CURRENT INT.	BALANCE
	\$ 17,277.82	\$ 737.66	\$ 18,015.48

AVG YLD: 0.05% MKT VALUE PER SHARE \$ 1.00