

CANVASS OF ELECTION


I, John O. Roane, County Judge of Cooke County, Texas, and Gary Hollowell, Commissioner Pct. 1, B. C. Lemons, Commissioner, Pct. 2, Alan Smith, Commissioner, Pct. 3, and Leon Klement, Commissioner Pct. 4, members of the Cooke County Commissioners' Court, sitting as the canvassing board to canvass the General Election of November 4, 2014, on Monday, November 17, 2014, at the Cooke County Commissioners' Courtroom, Courthouse, First Floor, Gainesville, Texas.

We do hereby certify that the totals from the precinct returns were used to tabulate the totals for Cooke County.

I certify that the figures on the tally sheets correspond with the figures on the returns except as shown below:

See attached forms.

Witness our hand this 17th day of November 2014.



John O. Roane, County Judge
Cooke County, Texas



Gary Hollowell, Commissioner Pct. 1



Alan Smith, Commissioner Pct. 3






B. C. Lemons, Commissioner, Pct. 2




Leon Klement, Commissioner Pct. 4

ATTESTED TO:



Rebecca Lawson, County Clerk
Cooke County, Texas

FILED FOR RECORD
14 NOV 17 AM 10: 22
REBECCA LAWSON
COUNTY CLERK COOKE CO. TX
BY: 

	TOTAL VOTES	%	EARLY VOTING	ELECTION DAY	PROVISIONAL
PRECINCTS COUNTED (OF 31)	30	96.77			
REGISTERED VOTERS - TOTAL	23,986				
BALLOTS CAST - TOTAL	8,856		3,172	5,674	10
VOTER TURNOUT - TOTAL		36.92			

Straight Party

VOTE FOR 1

(WITH 30 OF 31 PRECINCTS COUNTED 96.77%)

Republican Party (REP)	4,981	89.36	1,795	3,180	6
Democratic Party (DEM)	559	10.03	254	305	0
Libertarian Party (LIB)	28	.50	6	22	0
Green Party (GRN)	6	.11	1	5	0
Total	5,574		2,056	3,512	6
Over Votes	0		0	0	0
Under Votes	3,282		1,116	2,162	4

United States Senator

VOTE FOR 1

(WITH 30 OF 31 PRECINCTS COUNTED 96.77%)

John Cornyn (REP)	7,460	85.22	2,611	4,840	9
David M. Alameel (DEM)	990	11.31	422	567	1
Rebecca Paddock (LIB)	238	2.72	89	149	0
Emily "Spicybrown" Sanchez (GRN)	56	.64	16	40	0
WRITE-IN					
Total	8744		3138	5596	10
Over Votes	0		0	0	0
Under Votes	112		34	78	0

United States Representative, Dist 13

VOTE FOR 1

(WITH 30 OF 31 PRECINCTS COUNTED 96.77%)

Mac Thornberry (REP)	7,508	86.05	2,625	4,874	9
Mike Minter (DEM)	997	11.43	427	569	1
Emily Pivoda (LIB)	155	1.78	56	99	0
Don Cook (GRN)	65	.74	14	51	0
Total	8,725		3,122	5,593	10
Over Votes	0		0	0	0
Under Votes	131		50	81	0

Governor

VOTE FOR 1

(WITH 30 OF 31 PRECINCTS COUNTED 96.77%)

Greg Abbott (REP)	7,402	83.89	2,571	4,822	9
Wendy R. Davis (DEM)	1,273	14.43	541	731	1
Kathie Glass (LIB)	104	1.18	30	74	0
Brandon Parmer (GRN)	40	.45	15	25	0
WRITE-IN		.05			0
Total	8819		3157	5652	10
Over Votes	0		0	0	0
Under Votes	37		15	22	0

	TOTAL VOTES	%	EARLY VOTING	ELECTION DAY	PROVISIONAL
Lieutenant Governor					
VOTE FOR 1					
(WITH 30 OF 31 PRECINCTS COUNTED 96.77%)					
Dan Patrick (REP)	7,311	83.33	2,556	4,746	9
Leticia Van de Putte (DEM)	1,241	14.14	522	718	1
Robert D. Butler (LIB)	195	2.22	68	127	0
Chandrankantha Courtney (GRN)	27	.31	5	22	0
Total	8,774		3,151	5,613	10
Over Votes	0		0	0	0
Under Votes	82		21	61	0
Attorney General					
VOTE FOR 1					
(WITH 30 OF 31 PRECINCTS COUNTED 96.77%)					
Ken Paxton (REP)	7,334	83.74	2,582	4,743	9
Sam Houston (DEM)	1,256	14.34	516	739	1
Jamie Balagia (LIB)	136	1.55	39	97	0
Jamar Osborne (GRN)	32	.37	7	25	0
Total	8,758		3,144	5,604	10
Over Votes	0		0	0	0
Under Votes	98		28	70	0
Comptroller of Public Accounts					
VOTE FOR 1					
(WITH 30 OF 31 PRECINCTS COUNTED 96.77%)					
Glenn Hegar (REP)	7,157	82.80	2,510	4,638	9
Mike Collier (DEM)	1,198	13.86	510	687	1
Ben Sanders (LIB)	224	2.59	63	161	0
Deb Shafto (GRN)	65	.75	21	44	0
Total	8,644		3,104	5,530	10
Over Votes	0		0	0	0
Under Votes	212		68	144	0
Commissioner of the General Land Office					
VOTE FOR 1					
(WITH 30 OF 31 PRECINCTS COUNTED 96.77%)					
George P. Bush (REP)	7,325	83.85	2,569	4,747	9
John Cook (DEM)	1,107	12.67	462	644	1
Justin Knight (LIB)	246	2.82	88	158	0
Valerie Alessi (GRN)	58	.66	16	42	0
Total	8,736		3,135	5,591	10
Over Votes	0		0	0	0
Under Votes	120		37	83	0
Commissioner of Agriculture					
VOTE FOR 1					
(WITH 30 OF 31 PRECINCTS COUNTED 96.77%)					
Sid Miller (REP)	7,175	82.95	2,540	4,626	9
Jim Hogan (DEM)	1,198	13.85	498	699	1
David (Rocky) Palmquist (LIB)	170	1.97	42	128	0
Kenneth Kendrick (GRN)	107	1.24	24	83	0
Total	8,650		3,104	5,536	10
Over Votes	0		0	0	0
Under Votes	206		68	138	0

	TOTAL VOTES	%	EARLY VOTING	ELECTION DAY	PROVISIONAL
Railroad Commissioner					
VOTE FOR 1					
(WITH 30 OF 31 PRECINCTS COUNTED 96.77%)					
Ryan Sitton (REP)	7,140	82.66	2,525	4,606	9
Steve Brown (DEM)	1,171	13.56	489	681	1
Mark A. Miller (LIB)	254	2.94	70	184	0
Martina Salinas (GRN)	73	.85	17	56	0
Total	8,638		3,101	5,527	10
Over Votes	0		0	0	0
Under Votes	218		71	147	0

Chief Justice, Supreme Court					
VOTE FOR 1					
(WITH 30 OF 31 PRECINCTS COUNTED 96.77%)					
Nathan Hecht (REP)	7,243	83.96	2,551	4,683	9
William Moody (DEM)	1,176	13.63	484	691	1
Tom Oxford (LIB)	208	2.41	58	150	0
Total	8,627		3,093	5,524	10
Over Votes	0		0	0	0
Under Votes	229		79	150	0

Supreme Court, Place 6, Unexpired Term					
VOTE FOR 1					
(WITH 30 OF 31 PRECINCTS COUNTED 96.77%)					
Jeff Brown (REP)	7,292	84.91	2,562	4,720	10
Lawrence Edward Meyers (DEM)	1,082	12.60	456	626	0
Mark Ash (LIB)	214	2.49	64	150	0
Total	8,588		3,082	5,496	10
Over Votes	0		0	0	0
Under Votes	268		90	178	0

Justice, Supreme Court, Place 7					
VOTE FOR 1					
(WITH 30 OF 31 PRECINCTS COUNTED 96.77%)					
Jeff Boyd (REP)	7,211	83.98	2,533	4,668	10
Gina Benavides (DEM)	1,103	12.84	468	635	0
Don Fulton (LIB)	219	2.55	67	152	0
Charles E. Waterbury (GRN)	54	.63	13	41	0
Total	8,587		3,081	5,496	10
Over Votes	0		0	0	0
Under Votes	269		91	178	0

Justice, Supreme Court, Place 8					
VOTE FOR 1					
(WITH 30 OF 31 PRECINCTS COUNTED 96.77%)					
Phil Johnson (REP)	7,450	92.07	2,621	4,819	10
RS Robert Koelsch (LIB)	392	4.84	132	260	0
Jim Chisolm (GRN)	250	3.09	97	153	0
Total	8,092		2,850	5,232	10
Over Votes	0		0	0	0
Under Votes	764		322	442	0

	TOTAL VOTES	%	EARLY VOTING	ELECTION DAY	PROVISIONAL
Judge, Court of Criminal Appeals, P1 3					
VOTE FOR 1					
(WITH 30 OF 31 PRECINCTS COUNTED 96.77%)					
Bert Richardson (REP)	7,185	84.21	2,519	4,657	9
John Granberg (DEM)	1,096	12.85	457	638	1
Mark W. Bennett (LIB)	251	2.94	79	172	0
Total	8,532		3,055	5,467	10
Over Votes	0		0	0	0
Under Votes	324		117	207	0
Judge, Court of Criminal Appeals, P1 4					
VOTE FOR 1					
(WITH 30 OF 31 PRECINCTS COUNTED 96.77%)					
Kevin Patrick Yeary (REP)	7,260	89.88	2,561	4,690	9
Quanah Parker (LIB)	623	7.71	205	417	1
Judith Sanders-Castro (GRN)	194	2.40	79	115	0
Total	8,077		2,845	5,222	10
Over Votes	0		0	0	0
Under Votes	779		327	452	0
Judge, Court of Criminal Appeals, P1 9					
VOTE FOR 1					
(WITH 30 OF 31 PRECINCTS COUNTED 96.77%)					
David Newell (REP)	7,394	91.92	2,603	4,782	9
William Bryan Strange, III (LIB)	469	5.83	159	309	1
George Joseph Altgelt (GRN)	181	2.25	66	115	0
Total	8,044		2,828	5,206	10
Over Votes	0		0	0	0
Under Votes	812		344	468	0
State Senator, District 30					
VOTE FOR 1					
(WITH 30 OF 31 PRECINCTS COUNTED 96.77%)					
Craig Estes (REP)	7,526	92.02	2,642	4,875	9
Cory Lane (LIB)	653	7.98	237	415	1
Total	8,179		2,879	5,290	10
Over Votes	0		0	0	0
Under Votes	677		293	384	0
State Representative, District 68					
VOTE FOR 1					
(WITH 30 OF 31 PRECINCTS COUNTED 96.77%)					
Drew Springer (REP)	7,628	100.00	2,672	4,946	10
Total	7,628		2,672	4,946	10
Over Votes	0		0	0	0
Under Votes	1,228		500	728	0
2nd Court of Appeals District, Place 2					
VOTE FOR 1					
(WITH 30 OF 31 PRECINCTS COUNTED 96.77%)					
Bill Meier (REP)	7,529	100.00	2,646	4,873	10
Total	7,529		2,646	4,873	10
Over Votes	0		0	0	0
Under Votes	1,327		526	801	0

	TOTAL VOTES	%	EARLY VOTING	ELECTION DAY	PROVISIONAL
2nd Court of Appeals District, Place 7					
VOTE FOR 1					
(WITH 30 OF 31 PRECINCTS COUNTED 96.77%)					
Lee Gabriel (REP).	7,504	100.00	2,630	4,864	10
Total	7,504		2,630	4,864	10
Over Votes	0		0	0	0
Under Votes	1,352		542	810	0
County Judge					
VOTE FOR 1					
(WITH 30 OF 31 PRECINCTS COUNTED 96.77%)					
Jason Brinkley (REP).	7,736	100.00	2,724	5,003	9
Total	7,736		2,724	5,003	9
Over Votes	0		0	0	0
Under Votes	1,120		448	671	1
Judge, County Court at Law					
VOTE FOR 1					
(WITH 30 OF 31 PRECINCTS COUNTED 96.77%)					
John H. Morris (REP).	7,653	100.00	2,690	4,954	9
Total	7,653		2,690	4,954	9
Over Votes	0		0	0	0
Under Votes	1,203		482	720	1
District Clerk					
VOTE FOR 1					
(WITH 30 OF 31 PRECINCTS COUNTED 96.77%)					
Susan Hughes (REP)	7,708	100.00	2,717	4,982	9
Total	7,708		2,717	4,982	9
Over Votes	0		0	0	0
Under Votes	1,148		455	692	1
County Clerk					
VOTE FOR 1					
(WITH 30 OF 31 PRECINCTS COUNTED 96.77%)					
Rebecca Lawson (REP).	7,712	100.00	2,720	4,983	9
Total	7,712		2,720	4,983	9
Over Votes	0		0	0	0
Under Votes	1,144		452	691	1
County Treasurer					
VOTE FOR 1					
(WITH 30 OF 31 PRECINCTS COUNTED 96.77%)					
Patty Brennan (REP)	7,683	100.00	2,709	4,964	10
Total	7,683		2,709	4,964	10
Over Votes	0		0	0	0
Under Votes	1,173		463	710	0

TOTAL VOTES % EARLY VOTING ELECTION DAY PROVISIONAL

County Surveyor

VOTE FOR 1

(WITH 30 OF 31 PRECINCTS COUNTED 96.77%)

WRITE-IN	1127	100.00	431	694	1
Total	1127		431	694	1
Over Votes	0		0	0	0
Under Votes	729		2741	4978	9

County Commissioner, Precinct No. 2

VOTE FOR 1

(WITH 7 OF 8 PRECINCTS COUNTED 87.50%)

B.C. Lemons (REP)	2,602	100.00	944	1,650	8
Total	2,602		944	1,650	8
Over Votes	0		0	0	0
Under Votes	423		164	259	0

County Commissioner, Precinct No. 4

VOTE FOR 1

(WITH 7 OF 7 PRECINCTS COUNTED)

Leon Klement (REP)	1,691	100.00	413	1,277	1
Total	1,691		413	1,277	1
Over Votes	0		0	0	0
Under Votes	265		90	175	0

Justice of the Peace, Precinct No. 1

VOTE FOR 1

(WITH 23 OF 24 PRECINCTS COUNTED 95.83%)

Dorothy Lewis (REP)	4,862	100.00	1,799	3,060	3
Total	4,862		1,799	3,060	3
Over Votes	0		0	0	0
Under Votes	791		364	427	0

Justice of the Peace, Precinct No. 4

VOTE FOR 1

(WITH 7 OF 7 PRECINCTS COUNTED)

Carroll L. Johnson (REP)	2,747	100.00	869	1,872	6
Total	2,747		869	1,872	6
Over Votes	0		0	0	0
Under Votes	456		140	315	1

PROPOSITION

VOTE FOR 1

(WITH 30 OF 31 PRECINCTS COUNTED 96.77%)

FOR	5,682	79.52	1,986	3,691	5
AGAINST	1,463	20.48	527	935	1
Total	7,145		2,513	4,626	6
Over Votes	0		0	0	0
Under Votes	1,711		659	1,048	4